



HD-10PTM EC

**Industrial Tub Grinder
Series V
Serial Number HI0478 & Up**

Manual 2: Parts Reference







HD-10PTM EC

Industrial Tub Grinder Series V

Serial Number HI0478 & Up

Manual 2: Parts Reference

DuraTech Industries International Inc. (DuraTech) has made every effort to assure that this manual completely and accurately describes the operation and maintenance of the HD-10P ECTM Industrial Tub Grinder as of the date of publication. DuraTech reserves the right to make updates to the machine from time to time. Even in the event of such updates, you should still find this manual to be appropriate for the safe operation and maintenance of your unit.

This manual, as well as materials provided by component suppliers to DuraTech are all considered to be part of the information package. Every operator is required to read and understand these manuals, and they should be located within easy access for periodic review.

 **DURATECH**® is a registered trademark of Duratech Industries International, Inc.



 **DURATECH[®]**
Clearing the Way for a Better Tomorrow



Foreword

All personnel must read and understand before operating unit

DuraTech Industries International Inc. (DuraTech) has made every effort to assure that this manual completely and accurately describes the operation and maintenance of this Industrial Grinder as of the date of publication. DuraTech reserves the right to make updates to the machine from time to time. Even in the event of such updates, you should still find this manual to be appropriate for the safe operation and maintenance of your machine.

This manual, as well as materials provided by component suppliers to DuraTech Industries are all considered to be part of the information package. Every operator is required to read and understand these manuals. All manuals should be located within easy access for troubleshooting and periodic review.

Appropriate use of the unit

This Industrial Grinder is designed to grind wood waste and other materials, including grass clippings, leaves, construction and demolition debris, tree branches and tree trunks. It is **NOT** designed to grind rocks, steel, concrete, or the like.

Operator protection

As with all machinery, care needs to be taken by the operator in order to insure the safety of the operator and those in the surrounding area.



WARNING: Operators and those observing the operation of the Industrial Grinder are required to wear head, eye, and ear protection. No loose clothing is allowed.



TABLE OF CONTENTS

Manual 2: Parts Reference	1
MAIN FRAME ASSEMBLY	2
TUB DRIVE ASSEMBLY S.N. 0478 - 0533	6
TUB DRIVE ASSEMBLY S.N. 0534 & UP	8
CHAIN GUIDE ASSEMBLY	10
TUB PLATFORM ASSEMBLY	12
TUB ASSEMBLY	14
TUB ROLLER ASSEMBLY	16
PRESSURE ROLLER ASSEMBLY	18
ROTOR ASSEMBLY	20
ROTOR BEARING ASSEMBLY	22
ROTOR BOX ASSEMBLY	24
BELLY CONVEYOR ASSEMBLY	26
BELLY CONVEYOR SEALS.....	28
LOWER DISCHARGE CONVEYOR.....	30
UPPER DISCHARGE CONVEYOR	32
MAGNETIC ROLLER ASSEMBLY W/FIXED CHUTE	34
MAGNETIC ROLLER ASSEMBLY W/FOLDING CHUTE	36
TUB COVER FRAME ASSEMBLY	38
CONTROL PANEL ASSEMBLY	40
GOVERNOR ASSEMBLY	42
BATTERY BOX ASSEMBLY	44
TUB CIRCUIT - STANDARD	46
CONVEYOR CIRCUIT - STANDARD	48
CONVEYOR CIRCUIT - RADIO OPTION	49
CONVEYOR CIRCUIT - TUB COVER OPTION	50
TUB ORBIT MOTOR WITH HYDRAULIC HOSES AND FITTINGS	52
BELLY ORBIT MOTOR WITH HYDRAULIC HOSES AND FITTINGS.....	54
TUB ORBIT MOTOR WITH HYDRAULIC HOSES AND FITTINGS FOR REMOTE RADIO	56
CONTROL PANEL: CONVEYOR RUN WITH HYDRAULIC HOSES AND FITTINGS #1	58
CONTROL PANEL: CONVEYOR RUN WITH HYDRAULIC HOSES AND FITTINGS #2.....	60
TUB TILT HYDRAULIC ASSEMBLY	62



TABLE OF CONTENTS

HYDRAULIC CONVEYOR CYLINDER VALVES WITH HOSES AND FITTINGS	64
HYDRAULIC CONVEYOR CYLINDER VALVES WITH HOSES AND FITTINGS FOR REMOTE RADIO OPTION	66
HYDRAULIC CONVEYOR CYLINDERS WITH HOSES AND FITTINGS	68
HYDRAULIC PUMP WITH HOSES AND FITTINGS	70
HYDRAULIC COOLER WITH HOSES AND FITTINGS	72
HYDRAULIC FILTERS WITH HOSES AND FITTINGS	74
HYDRAULIC TANK WITH HOSES AND FIXTURES	76
REAR CONVEYOR ORBIT MOTOR WITH HOSES AND FITTINGS	78
HYDRAULIC CYLINDER SEALS AND OTHER ITEMS	80
TUB COVER REAR VALVE - CYLINDER LINES	82
TUB COVER REAR VALVE - SUPPLY LINES	83
UPPER HYDRAULIC CYLINDERS	84
LOWER HYDRAULIC CYLINDERS	84
TUB COVER - UPPER & LOWER HYDRAULIC CYLINDERS	84
TUB COVER HYDRAULICS - PARTS LIST	85
CROSS VALVES - TWO SPOOL - 4000093 (O-RING)	86
CROSS VALVES - TWO SPOOL - 4000096	87
CROSS VALVES - ONE SPOOL - 4000095 (O-RING)	88
CROSS VALVES - ONE SPOOL - 4000111	89
CROSS VALVES - ONE SPOOL - 4000128	90
FLOW CONTROL VALVE - CV98 - 4300064	91
HYDRAULIC TUBE CLAMP ASSEMBLIES	92
ORBIT MOTORS	94
24V SCHEMATIC BASIC PACKAGE	96
24V SCHEMATIC REMOTE RADIO OPTION	97
24V SCHEMATIC FOR TUB COVER	98
24V MAIN WIRING HARNESS BASIC PACKAGE	99
24V SCHEMATIC REMOTE RADIO OPTION	100
MECHANICAL SWITCH GAUGE SCHEMATIC	101
MURPHY PANEL	102
POWER SUPPLY HARNESS 24V	103



TABLE OF CONTENTS

RADIO HARNESS 24V	104
24V SCHEMATIC BASIC PACKAGE	105
TUB COVER WIRING HARNESS	106
RADIO REMOTE CONTROL	108
ROAD LIGHTS	110
CLUTCH LINKAGE	112
AIR BRAKE ASSEMBLY NO. 1	114
AIR BRAKE ASSEMBLY NO. 2	116
ABS DOUBLE RELEASE FRONT ASSEMBLY	118
ABS DOUBLE RELEASE REAR ASSEMBLY	120
AXLE ASSEMBLY	122
POWER SHAFT ASSEMBLY	124
ENGINE SHROUD 3306 ASSEMBLY	126
ENGINE SHROUD 3406 ASSEMBLY	128
DECALS	130
HD-10P EC Documentation Comment Form	133



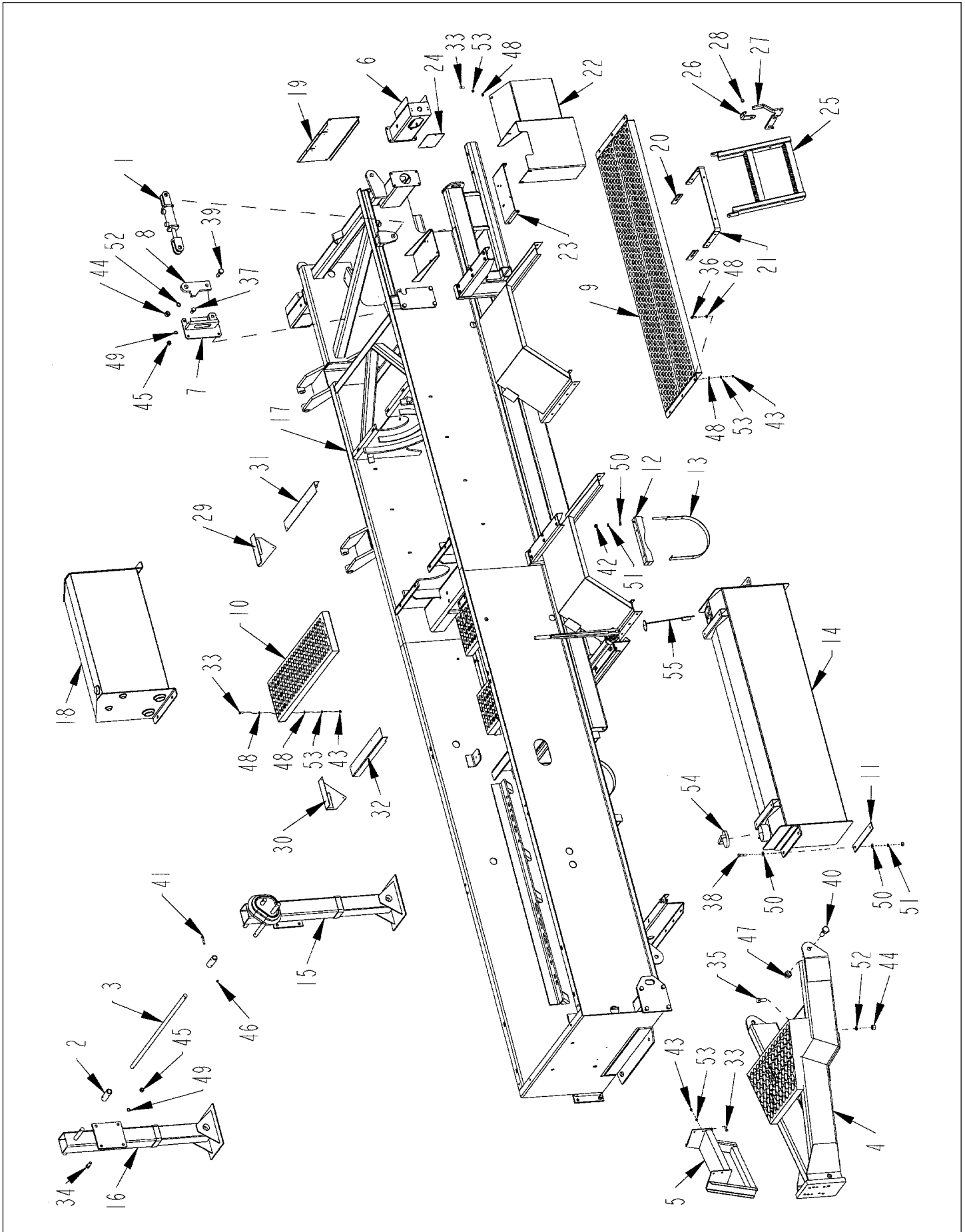
HD-10PTM EC

**Industrial Tub Grinder
Series V**

Serial Number H10478 & Up

Manual 2: Parts Reference

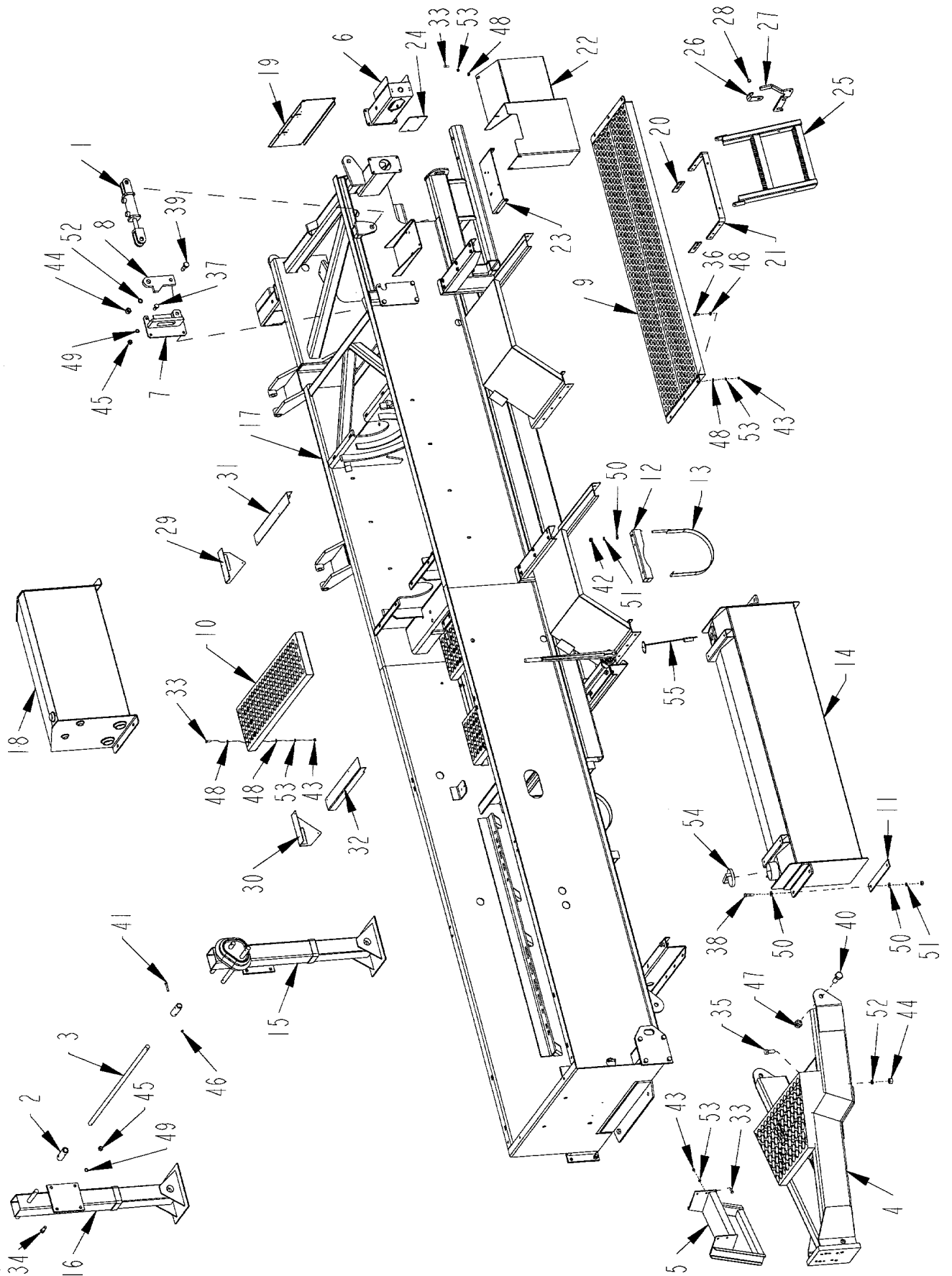
MAIN FRAME ASSEMBLY



MAIN FRAME ASSEMBLY

ITEM	PART NO.	QTY.	PART DESCRIPTION
1	4100189	1	CYL\HYD\2X2-1/2\1-ROD
2	4700404	2	CROSS SHAFT COUPLER
3	4702065	1	SHFT\CPLR\JACK\DUAL\1X43
4	4702067	1	FRM\HITCH\PINTLE\EURO
5	4702079	1	LADDER\SERVICE\RAD\HD10
6	4702114	2	BRKT\LT\TAIL\EURO\HD-10
7	4702163	1	BRKT\HOOK\PLFRM\HD10
8	4702165	1	CAM\HOOK\PLFRM\HD10
9	4702170	1	DECK\SERVICE\HD10
10	4702180	3	DECK\SERVICE\RTR\FRONT
11	4702182	6	CSHN\TANK\FUEL\HD1098
12	4702240	2	BRKT\TANK\AIR\HD1098
13	4702268	2	STRAP\TANK\AIR\HD1098
14	4702269	2	TANK\FUEL\HD1098
14A	4702662	1	TANK\FUEL\RH\HD1098
15	4702345	1	JACK\LH\FRM\MN\HD1098
16	4702346	1	JACK\RH\FRM\MN\HD1098
17	4702374	1	FRM\MAIN\GRDR\HD1098
18	4702376	1	TANK\OIL\EUROPEAN
19	4702382	1	BRKT\PLT\LICENSE
20	4702467	2	BRKT\STEP\PLFRM\EUROPEAN
21	4702468	1	BRKT\STEP\PLFRM\EUROPEAN
22	4702474	1	SHLD\VL\HYD\REAR
23	4702475	1	BRKT\SHLD\VL\HYD\REAR
24	4702476	2	CVR\HOLE\MNT\LT\TAIL
25	4702477	1	LDDR\DECK\SERVICE\RTR\EURO
26	4702478	1	BRKT\LATCH\STEP
27	4702479	1	LATCH\STEP
28	4702480	1	SPCR\LATCH\STEP
29	4702486	1	BRKT\LIGHT\CLEARANCE\EURO
30	4702487	1	BRKT\LIGHT\CLEARANCE\EURO
31	4702488	1	CHNNL\WIRE\LIGHT\EURO
32	4702489	1	CHNNL\WIRE\LIGHT\EURO
33	4800003	22	BOLT\HEX\3/8X1
34	4800010	8	BOLT\HEX\5/8X2
35	4800033	2	BOLT\HEX\5/8X
36	4800098	16	BOLT\HEX\3/8X1-1/4\NC
37	4800106	4	BOLT\HEX\5/8X1-1/2
38	4800114	13	BOLT\HEX\1/2X2
39	4800115	3	BOLT\HEX\3/4X2-1/2
40	4800140	2	BOLT\HEX\1X3
41	4800146	4	BOLT\HEX\3/8X2
42	4900001	14	NUT\HEX\1/2\NC
43	4900002	32	NUT\HEX\3/8\NC
44	4900004	3	NUT\HEX\3/4\NC
45	4900005	12	NUT\HEX\5/8\NC
46	4900023	4	NUT\PLCK\3/8
47	4900127	2	NUT\PLCK\1
48	5000001	54	WASH\FLAT\3/8
49	5000003	12	WASH\LOCK\5/8
50	5000004	26	WASH\FLAT\1/2

MAIN FRAME ASSEMBLY



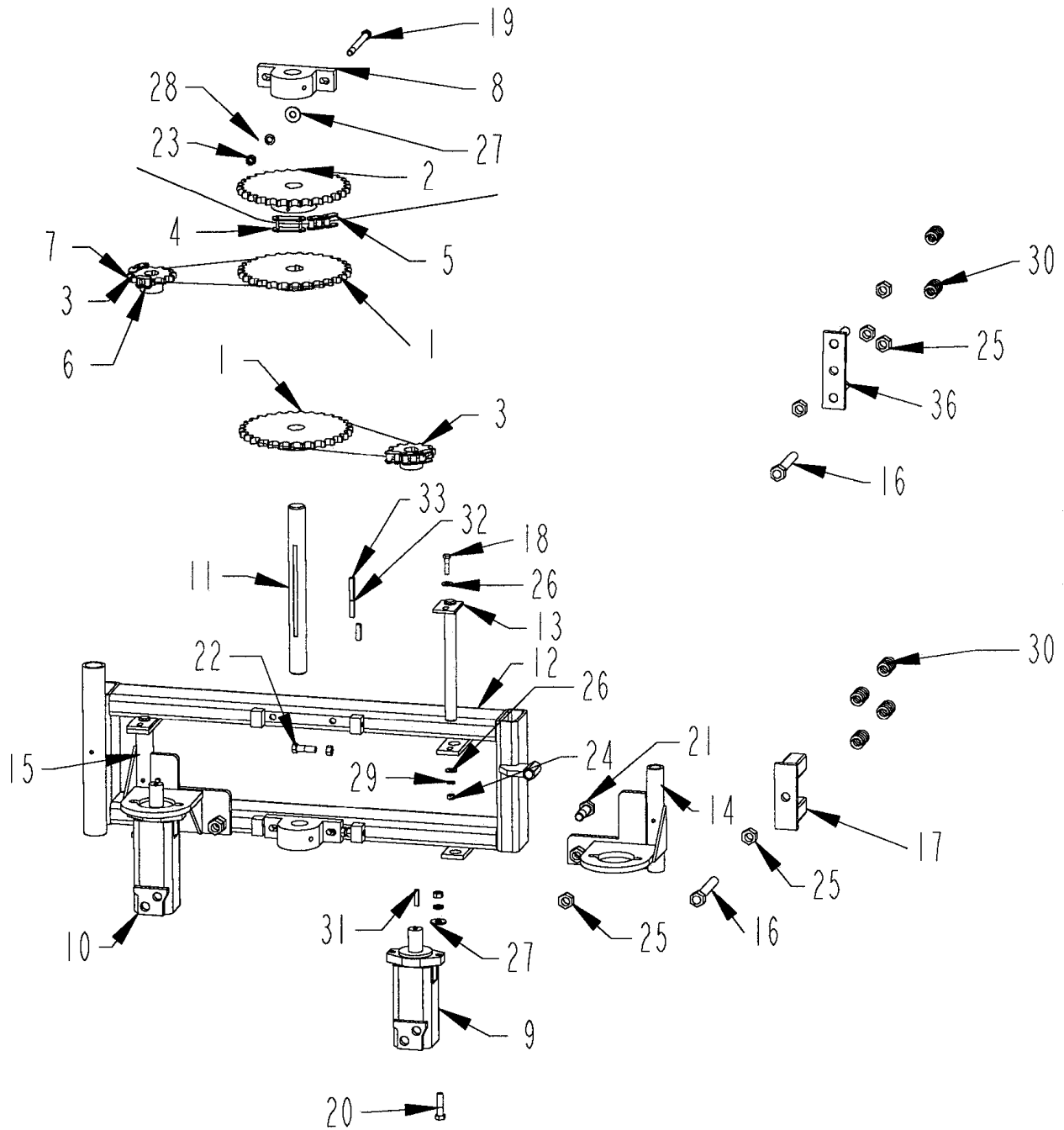
MAIN FRAME ASSEMBLY

ITEM	PART NO.	QTY.	PART DESCRIPTION
51	5000006	14	WASH\LOCK\1/2
52	5000012	3	WASH\LOCK\3/4
53	5000019	38	WASH\LOCK\3/8
54	7500811	2	CAP\FUEL\5343-15\600SERS\WLOWPRESS;RELIEF
	4501147	2	FLANGE\TUBE\FILL\TANK\FUEL
	4800620	6	SCR\CAP\ALN\6-32X3/8\BLK
55	7500669	1	GAUGE\SENDING UNIT

NOT SHOWN

1100128	6.5 FT	CHAIN\5/16\HIGH TEST
5800002		5/16" SLIP HOOK
7500309	1	PINTLE HITCH 4 BOLT
4800271	4	BOLT\HEX\5/8X2-1/2
4900070	4	NUT\HEX\5/8\GR8\NC
4702912		TRCK\SCRN\1"SCRN\HD10V
4702913		SUP\SCRN\RTR\FRMMN\HD10V

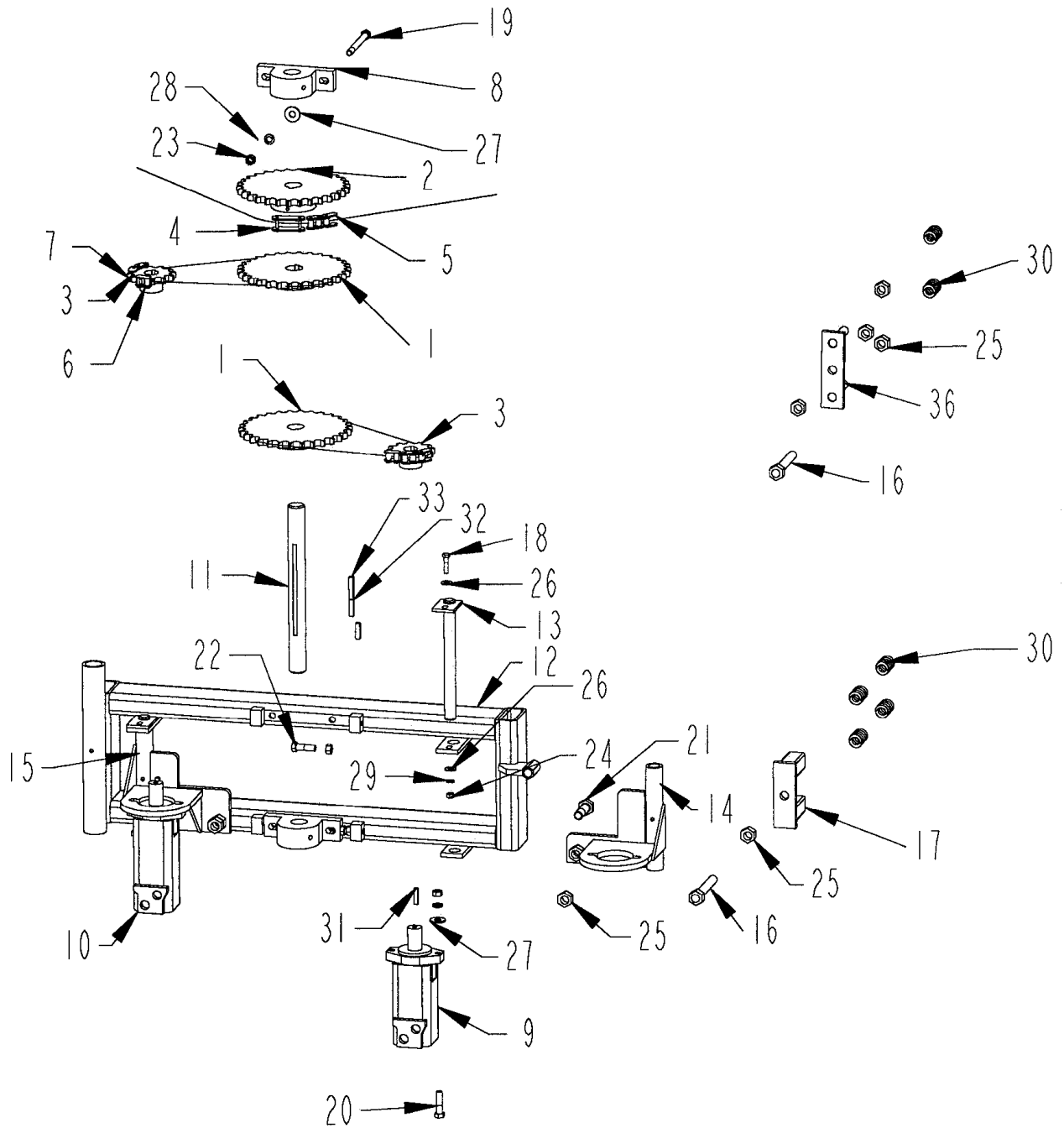
TUB DRIVE ASSEMBLY S.N. 0478 - 0533



TUB DRIVE ASSEMBLY S.N. 0478 - 0533

ITEM	PART NO.	QTY.	PART DESCRIPTION
1	1000122	2	SPKT\80\B\30\1-1/2\3/8KW\1-1/2THRU
2	1000138	1	SPKT\80\B\30\1-1/2\3/8KW\2THRU
3	1000152	2	SPKT\80\B\12\1-1/4\5/16KW
4	1100070	1	CHAIN\2080\CL
5	1100094	1	CHAIN\2080\157
6	1100162	2	chn\60
7	1100208	2	CHAIN\60DBL\17
8	2000501	2	BRG\PB\1-1/2\2BOLT
9	3900005	1	MTR\HYD\14.9\2000\SAE;A
10	3900010	1	MTR\HYD\24\2000\SAE;A
11	4701707	1	SHFT\DR\TUB\1-1/2X15-1/2
12	4702083	1	FRM\TIGHTENER\CHAIN\TUB
13	4702085	2	PIN\HINGE\BRKT\MOTOR\ORBIT
14	4702086	1	BRKT\MOTOR\ORBIT\LH\TUBDRIVE
15	4702087	1	BRKT\MOTOR\ORBIT\RH\TUBDRIVE
16	4702349	1	BOLT\FRM\DR\TUB\HD1098
17	4702666	1	BRKT\TNSN\SPG\FRM\DR\TUB
18	4800034	2	BOLT\HEX\3/8X1-1/2
19	4800077	4	BOLT\HEX\1/2X5-1/2
20	4800114	4	BOLT\HEX\1/2X2
21	4800115	2	BOLT\HEX\3/4X2-1/2
22	4800178	2	BOLT\HEX\1/2\1-3/4
23	4900001	10	NUT\HEX\1/2\NC
24	4900002	2	NUT\HEX\3/8\NC
25	4900004	6	NUT\HEX\3/4\NC
26	4900104	1	NUT\JAM\3/4\NC
27	5000001	4	WASH\FLAT\3/8
28	5000004	8	WASH\FLAT\1/2
29	5000006	8	WASH\LOCK\1/2
30	5000019	2	WASH\LOCK\3/8
31	6100005	4	SPRNG\.249OT\13/16ID\1-5/16OD\2-3/8LOA
32	6200004	2	KEY\SQ\5/16X1-1/2
33	6200007	2	KEY\SQ\3/8X1-1/2
34	6200008	1	KEY\SQ\3/8X1-1/2
36	4702384	1	BRKT\DRIVE\TNSN\SPRING

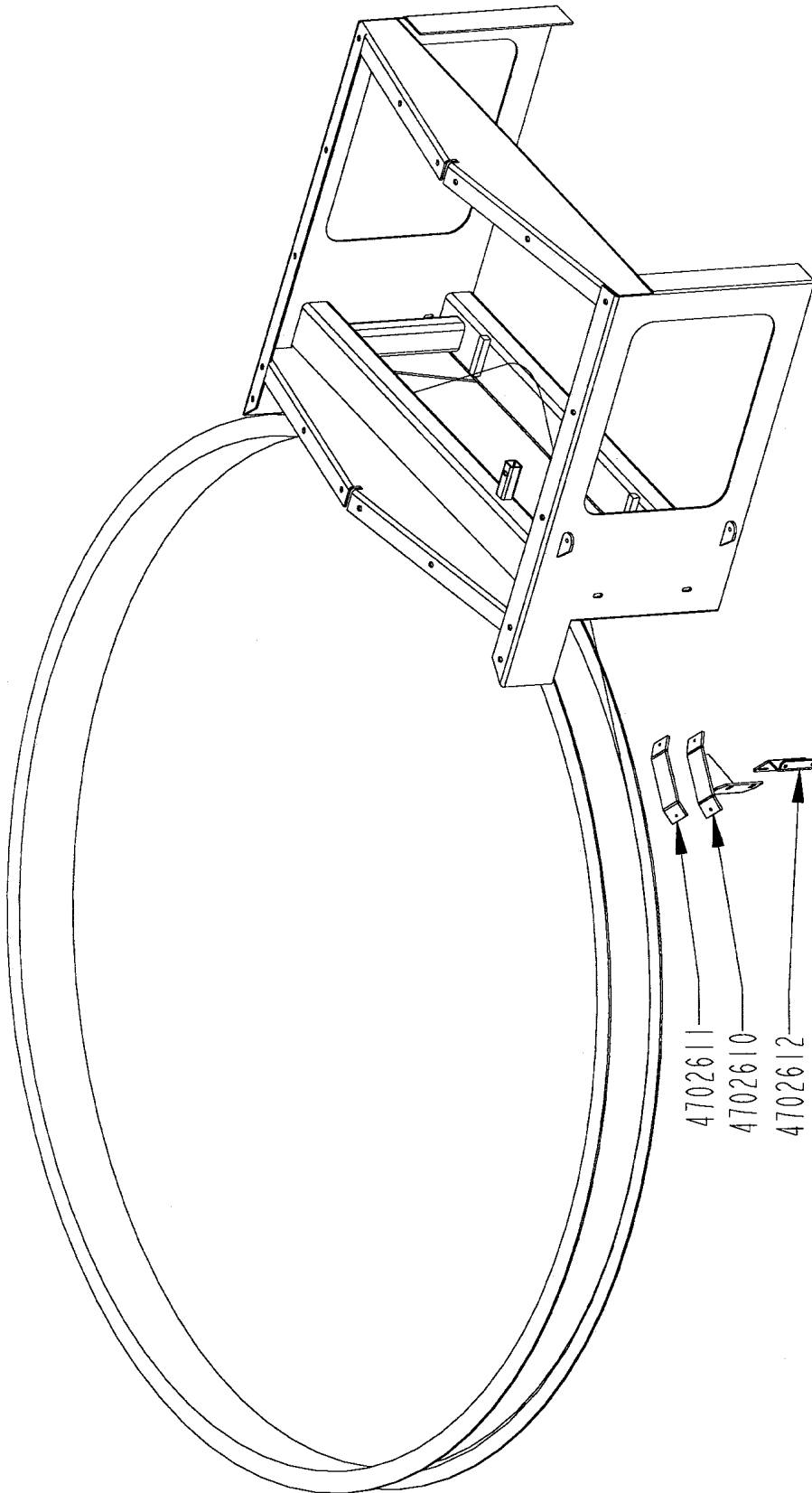
TUB DRIVE ASSEMBLY S.N. 0534 & UP



TUB DRIVE ASSEMBLY S.N. 0534 & UP

ITEM	PART NO.	QTY.	PART DESCRIPTION
1	1000122	2	SPKT\80\B\30\1-1/2\3/8KW\1-1/2THRU
2	1000138	1	SPKT\80\B\30\1-1/2\3/8KW\2THRU
3	1000152	2	SPKT\80\B\12\1-1/4\5/16KW
4	1100070	1	CHAIN\2080\CL
5	1100094	1	CHAIN\2080\157
6	1100162	2	CHAIN\80H\CL
7	1100208	2	CHAIN\80H\45
8	2000501	2	BRG\PB\1-1/2\2BOLT
9	3900005	1	MTR\HYD\14.9\2000\SAE;A
10	3900010	1	MTR\HYD\24\2000\SAE;A
11	4701707	1	SHFT\DR\TUB\1-1/2X15-1/2
12	4702083	1	FRM\TIGHTENER\CHAIN\TUB
13	4702085	2	PIN\HINGE\BRKT\MOTOR\ORBIT
14	4702086	1	BRKT\MOTOR\ORBIT\LH\TUBDRIVE
15	4702087	1	BRKT\MOTOR\ORBIT\RH\TUBDRIVE
16	4702349	1	BOLT\FRM\DR\TUB\HD1098
17	4702666	1	BRKT\TNSN\SPG\FRM\DR\TUB
18	4800034	1	BOLT\HEX\3/8X1-1/2
19	4800077	4	BOLT\HEX\1/2X5-1/2
20	4800114	4	BOLT\HEX\1/2X2
21	4800115	2	BOLT\HEX\3/4X2-1/2
22	4800178	2	BOLT\HEX\1/2\1-3/4
23	4900001	10	NUT\HEX\1/2\NC
24	4900002	2	NUT\HEX\3/8\NC
25	4900004	6	NUT\HEX\3/4\NC
26	5000001	4	WASH\FLAT\3/8
27	5000004	8	WASH\FLAT\1/2
28	5000006	8	WASH\LOCK\1/2
29	5000019	2	WASH\LOCK\3/8
30	6100005	4	SPRNG\.249OT\13/16ID\1-5/16OD\2-3/8LOA
31	6200004	2	KEY\SQ\5/16X1-1/2
32	6200007	2	KEY\SQ\3/8X1-1/2
33	6200008	1	KEY\SQ\3/8X1-1/2
36	4702384	1	BRKT\DRIVE\TNSN\SPRING

CHAIN GUIDE ASSEMBLY



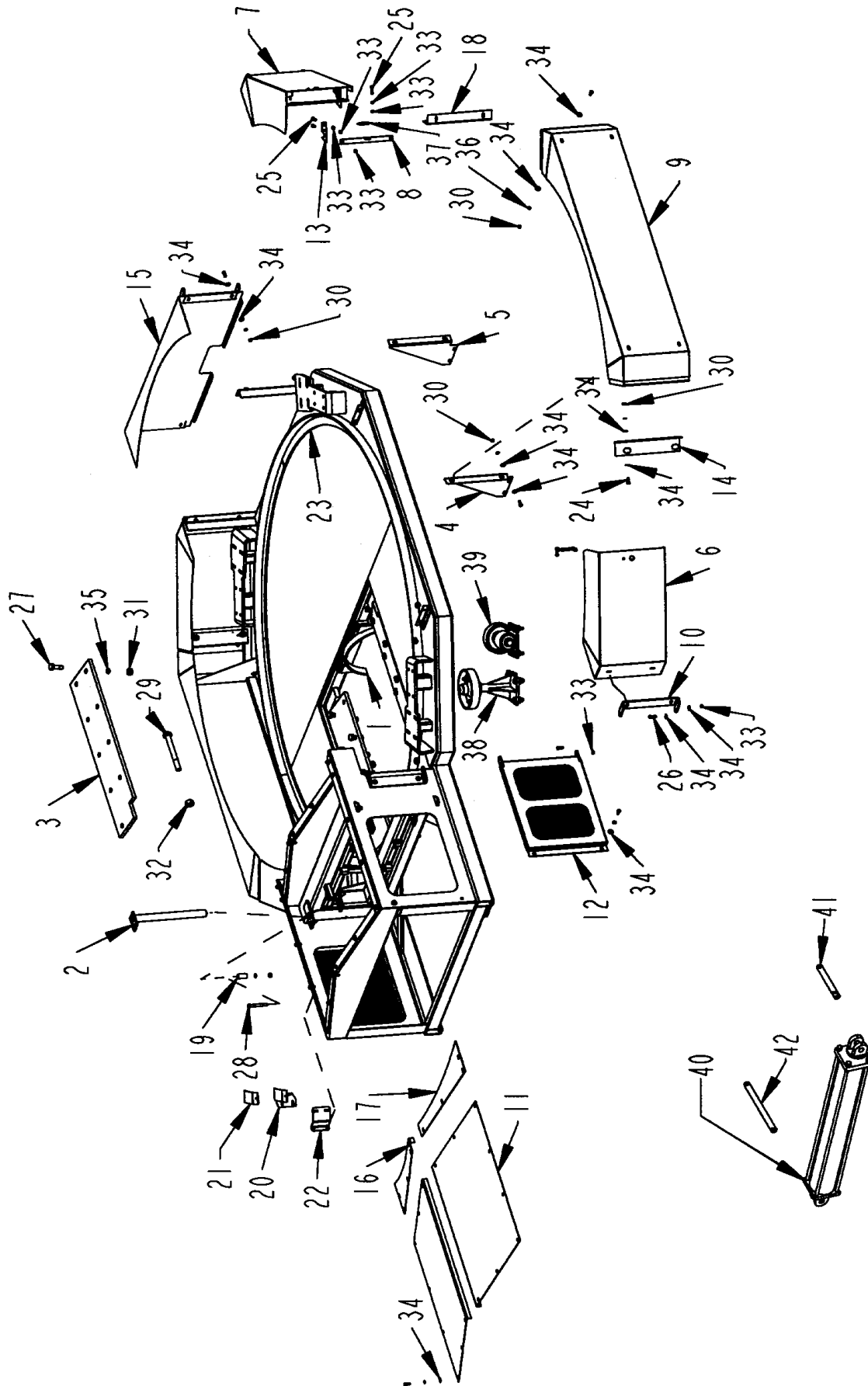
CHAIN GUIDE ASSEMBLY INSTRUCTIONS

1. Open right hand front tub roller shield.
2. Place assembly on right rear corner of tub deck drive frame.
3. With tension on the tub chain, slide assembly up until it just clears the chain.
4. Center punch and drill (2) 5/16" holes in corner of tub drive frame.
5. Fasten tub drive chain guide assembly to frame using 5/16" bolts, locks, and nuts.

CHAIN GUIDE ASSEMBLY

PART NO.	QTY.	PART DESCRIPTION
4702631		CHAIN\GUIDE\TUB\KIT\UPDATE
4702610	1	BRACKET\GUIDE\CHAIN\TUB
4702611	1	PLASTIC\1/4X2-1/2\UHMW\PUNCHED
4702612	1	BRACKET\GUIDE\CHAIN

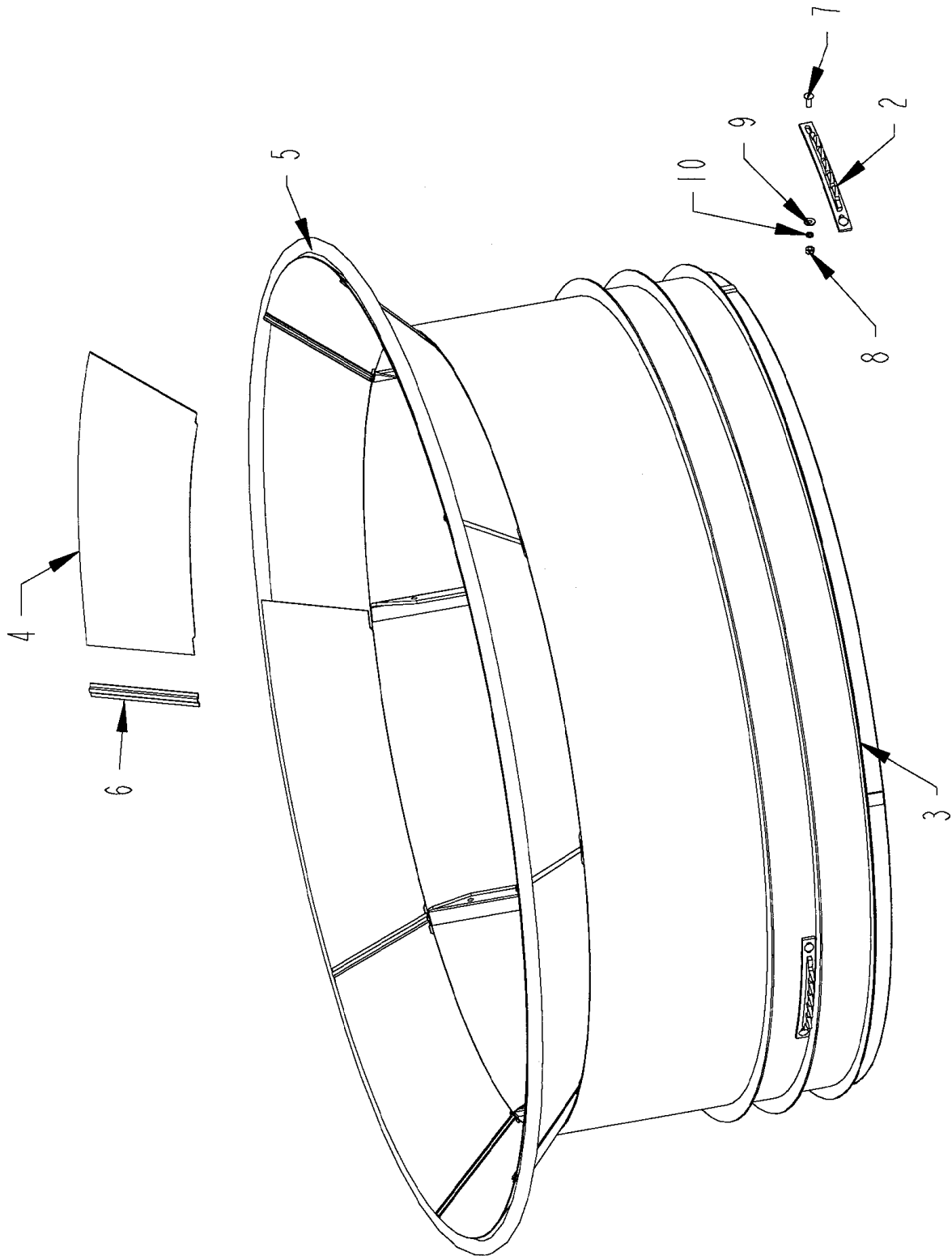
TUB PLATFORM ASSEMBLY



TUB PLATFORM ASSEMBLY

ITEM	PART NO.	QTY.	PART DESCRIPTION
1	4701587	2	GUARD\TWINE\UPPER
2	4702084	1	PIN\HINGE\FRM\DRIVE\TUB
3	4702089	2	PL\HOLDDOWN\SCRN\PLFRM
4	4702091	2	BRKT\SHLD\CHAIN\TUB\SIDE\LH
5	4702092	2	BRKT\SHLD\CHAIN\TUB\SIDE\RH
6	4702132	2	SHLD\RLLR\TUN\LH
7	4702133	2	SHLD\RLLR\TUB\RH
8	4702134	4	LATCH\SHLD\RLLR\TUB
9	4702136	2	SHLD\CHAIN\TUB\SIDE
10	4702138	8	BRKT\SHLD\RLLR\TUB
11	4702186	2	SHLD\DR\TUB\TOP
12	4702229	2	DOOR\ACCESS\DRIVE\TUB
13	4702230	8	CATCH\LATCH\SHLD\RLLR\TUB
14	4702231	2	BRKT\LATCH\SHLD\RLLR\TUB\LH
15	4702232	1	SHLD\REAR\RLLR\TUB
16	4702277	1	CVR\DR\TUB\REAR\RH
17	4702351	1	CVR\DR\TUB\REAR\LH
18	4702406	2	BRKT\LATCH\SHLD\RLLR\TUB\RH
19	4702499	1	TUBE\KEEPER\FRM\DR\TUB
20	4702610	1	BRKT\GUIDE\CHAIN\TUB
21	4702611	1	PL\WEAR\GUIDE\CHAIN\TUB
22	4702612	1	BRKT\GUIDE\CHAIN
23	4702656	1	FRM\PLTFRM\GRDR\TILT\90DEG
23A	4701704	1	SEAL\TUB\FLR\34-3/4\HD10
23B	4702323	6	SEAL\TUB\FLR\43-1/2\HD10
24	4800003	78	BOLT\HEX\3/8X1
25	4800034	8	BOLT\HEX\3/8X1-1/2
26	4800098	8	BOLT\HEX\3/8X1-1/4\NC
27	4800115	18	BOLT\HEX\3/4X2-1/2
28	4800188	1	BOLT\HEX\1/2X2
29	4800601	2	BOLT\HEX\1X9\NC
30	4900002	40	NUT\HEX\3/8\NC
31	4900004	22	NUT\HEX\3/4\NC
32	4900015	2	NUT\NYLOCK\1\NC
33	4900023	40	NUT\HEX\3/8\NC
34	5000001	118	WASH\FLAT\3/8
35	5000012	18	WASH\LOCK\3/4
36	5000019	62	WASH\LOCK\3/8
37	6100073	4	SPRING\EXT\.55W X 1/20.D. X 3
38	PRESRLLR1	1	PRESSURE ROLLER ASSEMBLY
39	TUBRLLR1	1	TUB ROLLER ASSEMBLY
40	4100144	1	CYL\HYD\4X30\1-3/4 ROD\
41	4701590	1	PIN\HINGE\PLFRM\FRMMN
42	4701592	1	PIN\PIVOT\CYL\TILT\RODEND

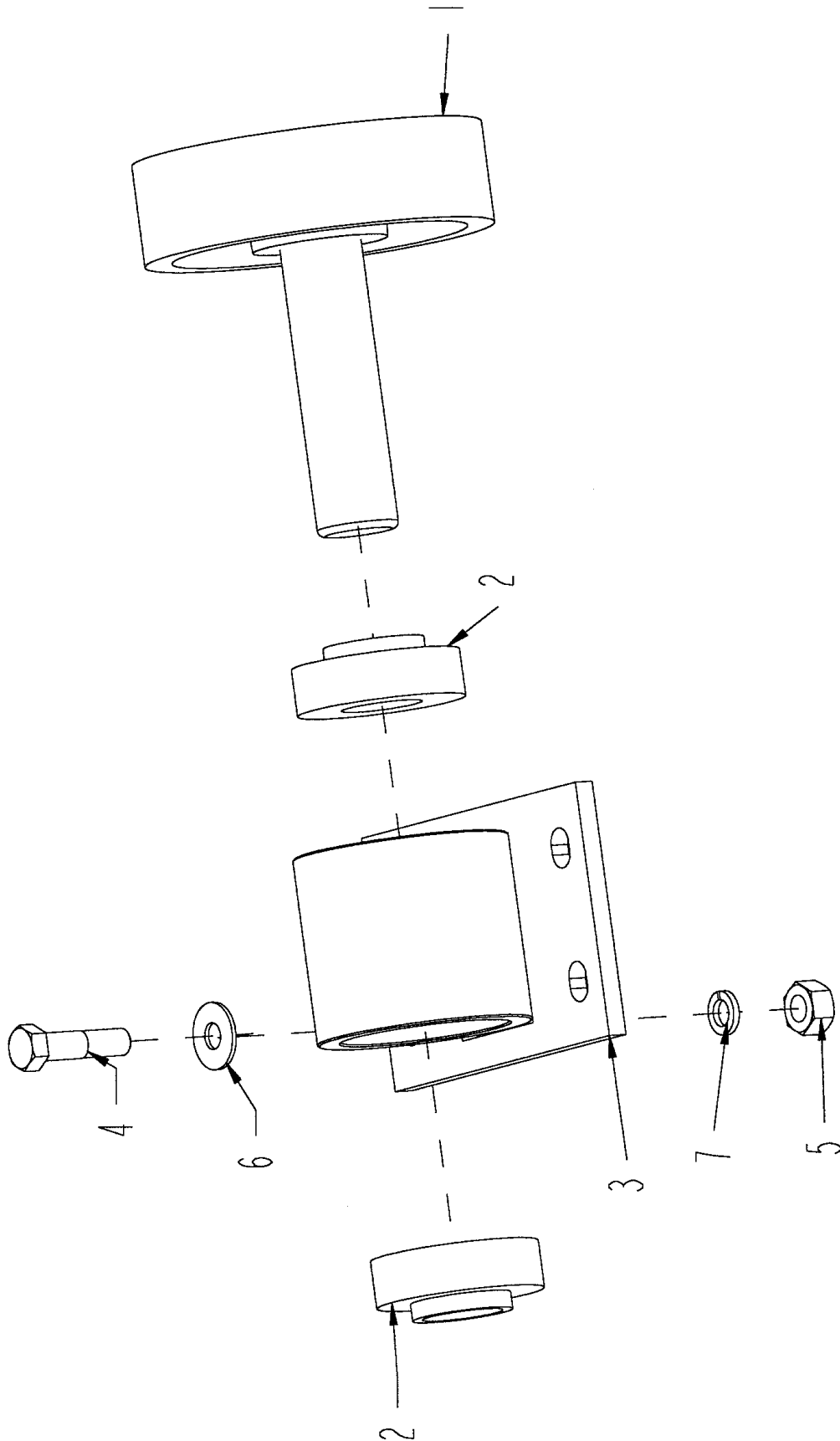
TUB ASSEMBLY



TUB ASSEMBLY

ITEM	PART NO.	QTY.	PART DESCRIPTION
2	4700399	4	TUB DRIVE TEETH HD10
3	4701546	1	TUB\HD-10
4	4701941	8	PETAL\TUB\HD10
5	4701965	1	RING\TUB;FLANGE\TOP\HD10\96
6	4701966	8	CHAN\SPLC\PETAL\TUB
7	4800061	8	BOLT\CRG\1/2X1-1/2NC
8	4900001	8	NUT\HEX\1/2\NC
9	5000004	8	WASH\FLAT\1/2
10	5000006	8	WASH\LOCK\1/2

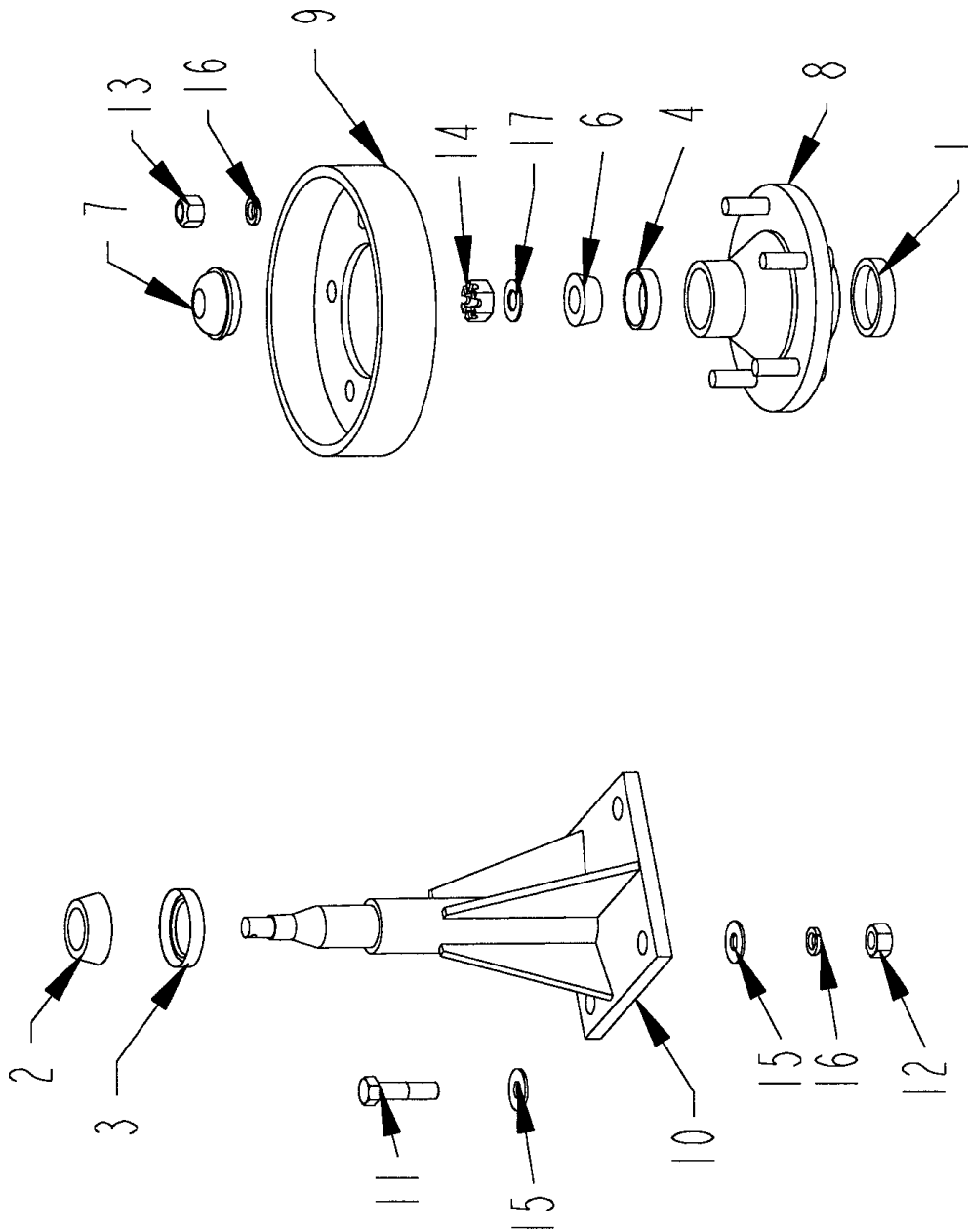
TUB ROLLER ASSEMBLY



TUB ROLLER ASSEMBLY

ITEM	PART NO.	QTY.	PART DESCRIPTION
	TUBRLLR1	1	TUB ROLLER ASSEMBLY
1	1200013	1	RLLR\TUB\1-1/2\W/O FLANGE
2	2000062	2	BRG\CYL\1-1/2\W/ECC
3	4702007	1	BRG\PB\RLLR\TUB\ASY\W/BEARING INSERTS
4	4800114	4	BOLT\HEX\1/2X2
5	4900001	4	NUT\HEX\1/2\NC
6	5000004	4	WASH\FLAT\1/2
7	5000006	4	WASH\LOCK\1/2

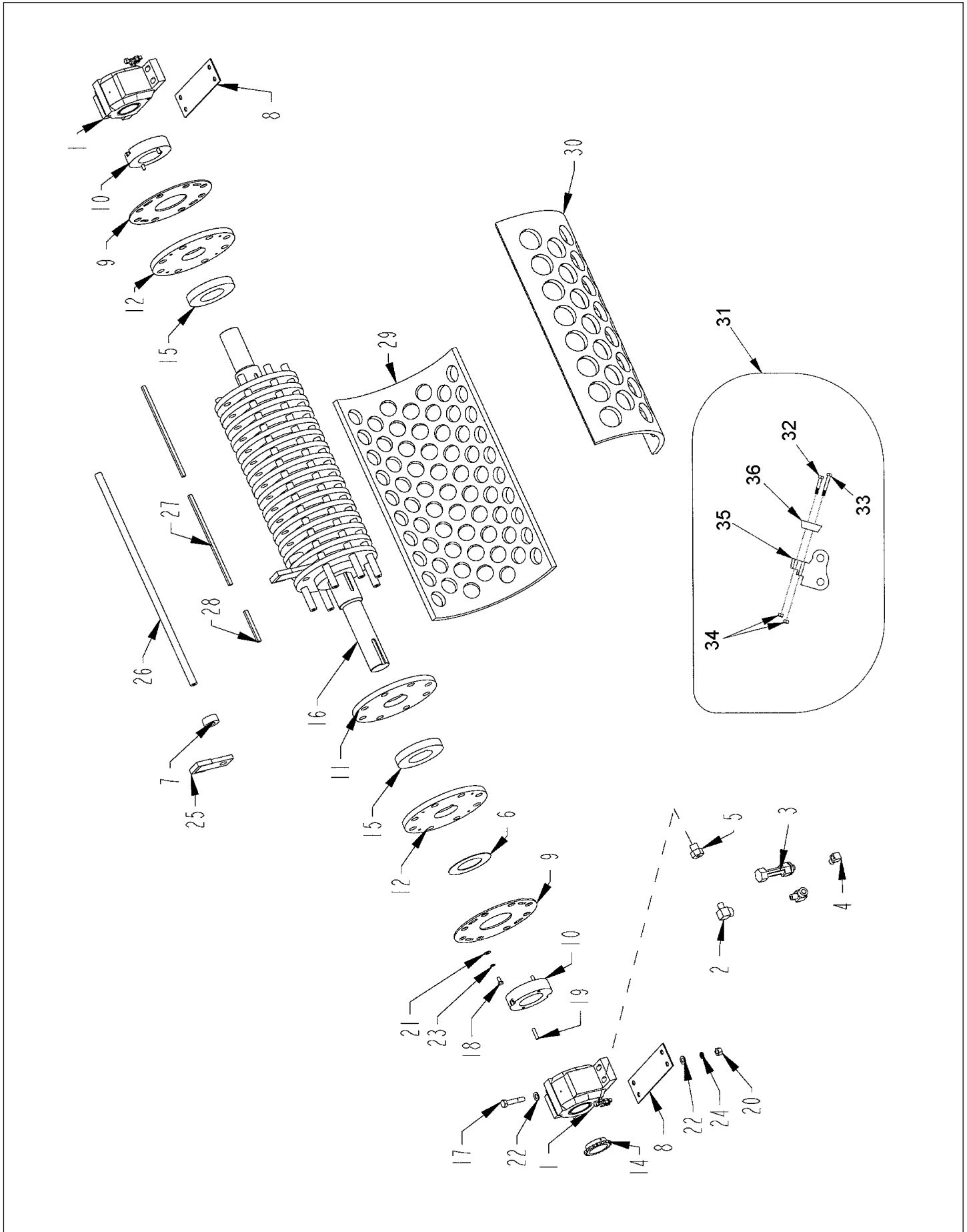
PRESSURE ROLLER ASSEMBLY



PRESSURE ROLLER ASSEMBLY

ITEM	PART NO.	QTY.	PART DESCRIPTION
	4700886		PRESSURE ROLLER COMP. 11" includes items 1-10, 13,14,16(5),17 and cotter key
1	2900004	1	CUP\INNER\WHEEL HUB
2	2900018	1	CONE\WHEELHUB
3	2900055	1	SEAL\WHEEL HUB
4	2900056	1	CUP\OUTER\WHEEL HUB
5	2900057	1	HUB\5-BOLT\985\COMPLETE includes items 1-8,13,14,17
6	2900061	1	CONE\OUTER\WHEEL HUB
7	2900064	1	CAP\WHEEL HUB
8	2900138	1	HUB\WITH CONES\W\NUTS
9	4700115	1	PRESSURE DRUM
10	4700235	1	PRESSURE ROLLER STAND 11 SP
11	4800114	4	BOLT\HEX\1/2X2
12	4900001	4	NUT\HEX\1/2\NC
13	4900094	5	NUT\TAPER\WHEEL\1/2\NF
14	4900112	1	NUT\SLOT\5/8\NF
15	5000004	8	WASH\FLAT\1/2
16	5000006	9	WASH\LOCK\1/2
17	5000094	1	WASH\SPINDLE\5/8
Not Shown			
	4800172	1	PIN\COTTER\1/8X2

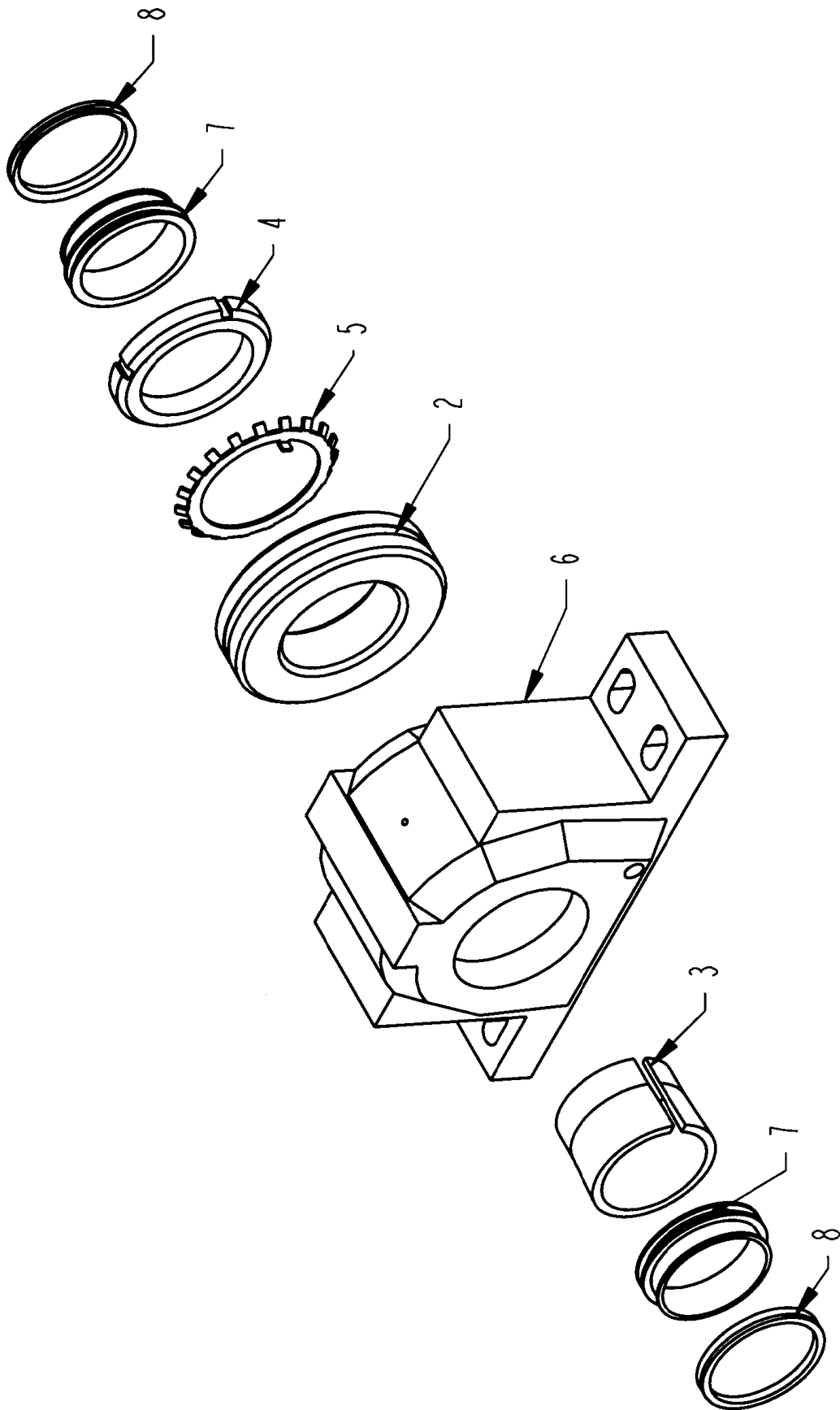
ROTOR ASSEMBLY



ROTOR ASSEMBLY

ITEM	PART NO.	QTY.	PART DESCRIPTION
1	2000525	2	BRG\PB\3-1/2\NEW STYLE
2	3800111	4	FTG\LUB\1/8MPX1/8FP\90D
3	3800243	2	FTG\LUB\1/8MP\VENTED SIGHT GLASS
4	3800248	2	FTG\LUB\1/8MPX1/8FP\90D
5	3800242	2	FTG\3/8MPX1/8FP\BUSH
6	4700033	1	WASHER\THRUST\8X4-9/16
7	4700470	66	SPCR\SHOCK\1.29IDX1.25
8	4700513	2	SHIM\BRG\7GAX4-1/2X5
9	4700519	2	PL\RTR\MVBL\8.030IDX1/4
10	4700598	2	NUT\RTR\4-1/2IDX2
11	4700667	17	PL\RTR\4-1/2IDX1
12	4700668	2	PL\RTR\END\TPPD\4-1/2IDX1
13	4702383	1	RTR\NEW\43X1.25RD\1PLT\3.5BRG w/out hammers, rods, or bearings
14	4700702	1	SPKT\60\20\3-1/2\SENSOR
15	4700716	18	SPCR\RTR\1.373\8.6ODX4.5ID
16	4700788	1	SHFT\RTR\4-1/2X68-3/8\3.5BRG\SN276
17	4800063	8	BOLT\HEX\3/4X4
18	4800085	8	BOLT\HEX\1/2X1
19	4800272	4	SCR\SET\ALN\1/2X2\NC
20	4900004	8	NUT\HEX\3/4\NC
21	5000004	8	WASH\FLAT\1/2
22	5000005	16	WASH\FLAT\3/4
23	5000006	8	WASH\LOCK\1/2
24	5000012	8	WASH\LOCK\3/4
25	5200108	66	HAMMER\SWING\3/4X3
25 OPTION	5200109	66	HAMMER\SWING\1X3\SUPREME
26	5300104	8	43X1-1/4 HAMMER ROD
27	6200034	2	KEY\RECT\1/2X5/8X18-1/4
28	6200035	1	KEY\RECT\1/2X5/8X6-1/4
29	3SCRN	1	SCRN\3
30	4SCRN	1	SCRN\4
31	5200107		FIXED HAMMER_COMPLETE
32	4800572	1	BOLT\HEX\5/8X3-1/2\NF\GR8
33	4800573	1	BOLT\HEX\5/8X4-1/2\NF\GR8
34	4900143	2	NUT\TOPLOCK\5/8\NF\GR8
35	5200105	1	HMMR\FIXED\BASE\2-BOLT
36	5200174	1	HMMR\TIP\2-BOLT\KENNAML
NOT SHOWN			
	4701795		SCREEN HOLDDOWN
	4702660		PLATE\GEYSER\HD10 SERIES V
SCREEN OPTIONS			
PART	DESCRIPTION		
4701696	SCREEN 1" HOLE 1/2" MAT W/DOUBLER		
4702621	SCREEN 1-1/2" HOLE 1/2" MAT W/DOUBLER		
4701521	SCREEN 2" HOLE 1" THICK		
4701522	SCREEN 3" HOLE 1" THICK		
4701523	SCREEN 4" HOLE 1" THICK		
4701524	SCREEN 5" X 7" HOLE 1" THICK		
4701823	SCREEN 6" X 8" HOLE 1" THICK		

ROTOR BEARING ASSEMBLY



ROTOR BEARING ASSEMBLY

ITEM	PART NO.	QTY.	PART DESCRIPTION
1	2000525	1	BRG\PB\3-1/2\NEW STYLE
2	2000040	1	BRG\3-1/2
6	2000523	1	BRG\PB\HSNG\3-1/2

2000041 1 SLV,NUT,WASH\3-1/2

COMPONENTS FOR PART #2000041

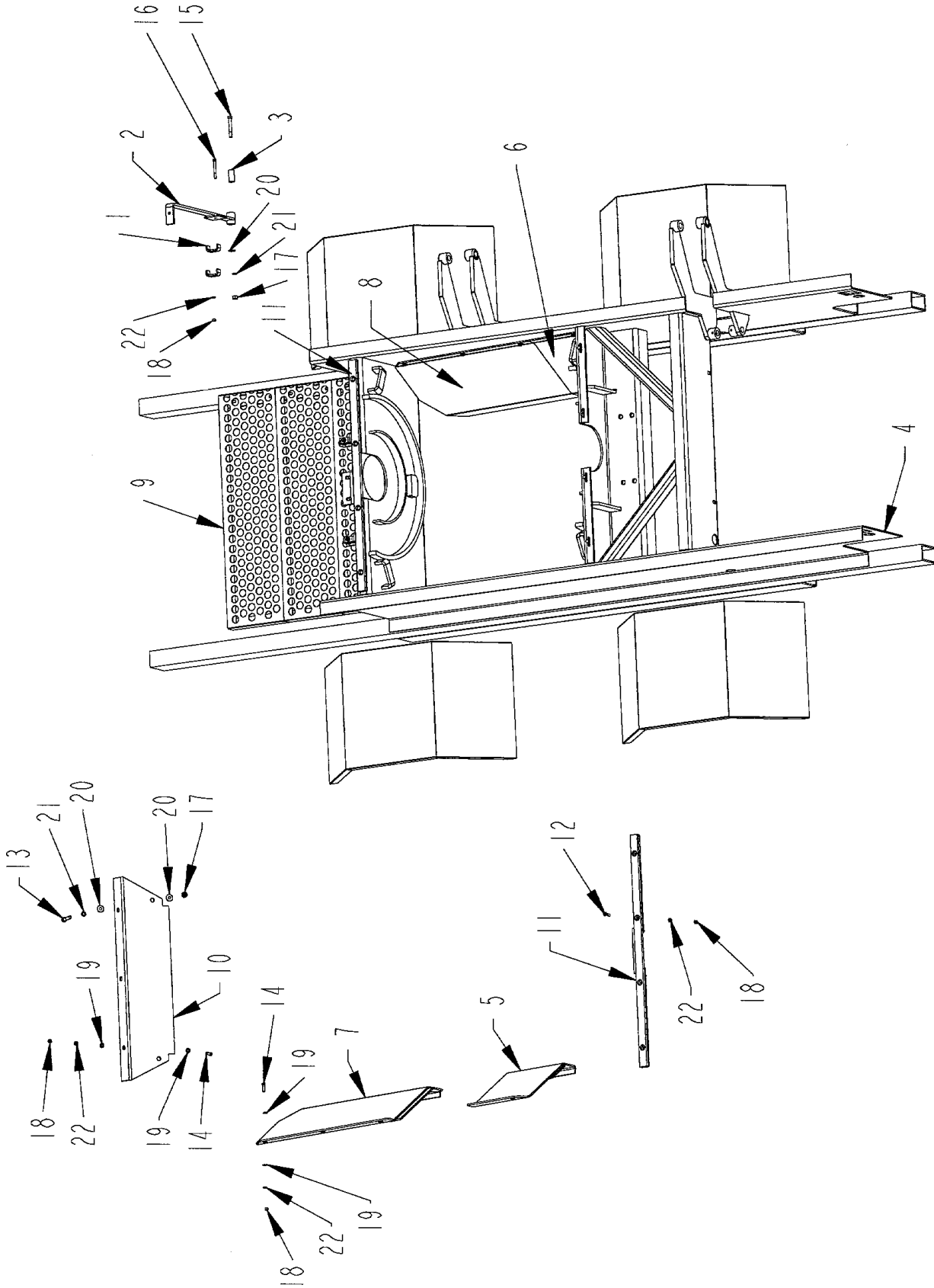
3		1	SLEEVE
4		1	LOCKNUT
5		1	LOCKWASHER

2001010 2 SEAL\GREASE;OIL\3-1/2

COMPONENTS FOR PART #2001010

7		2	E RING
8		2	V RING

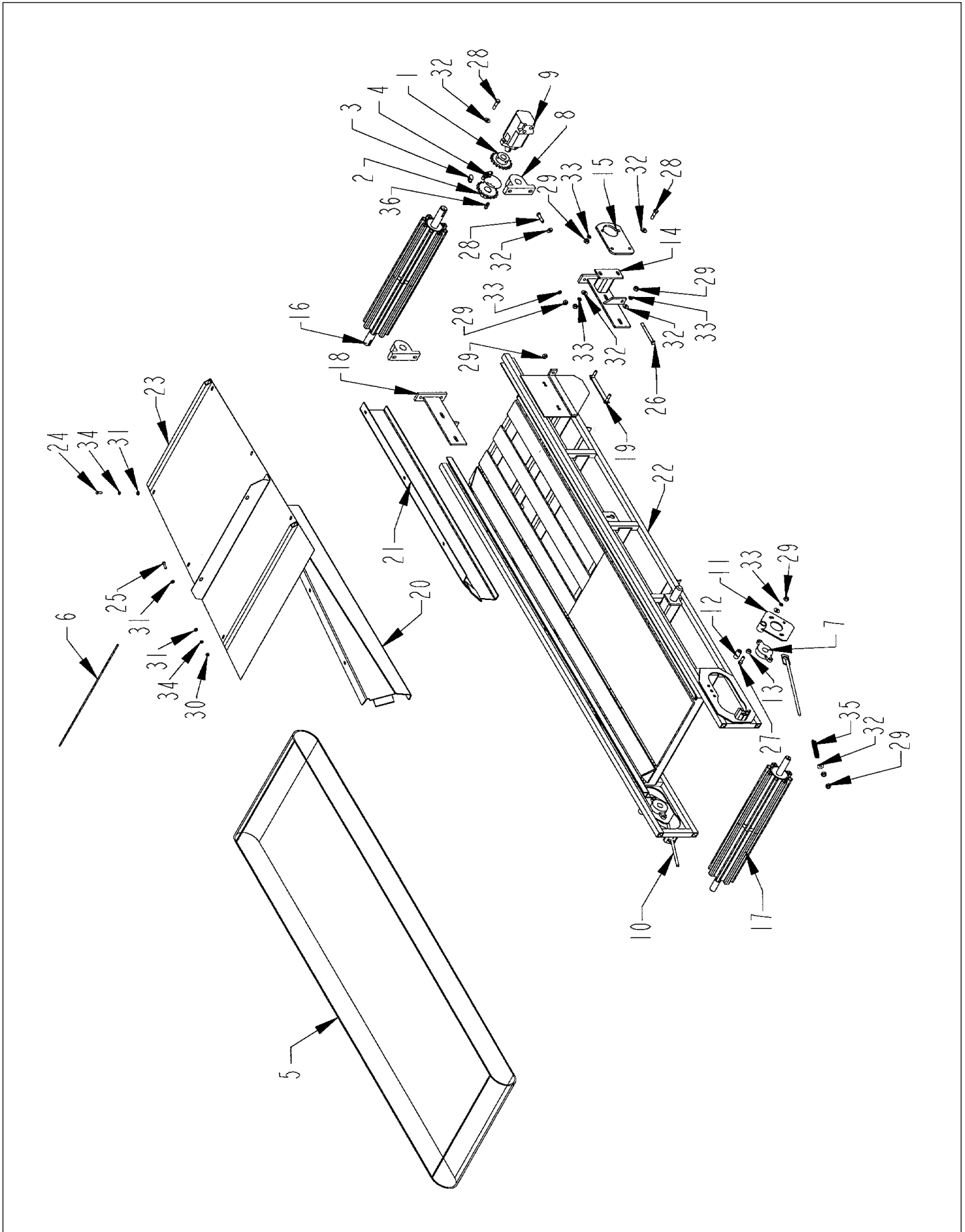
ROTOR BOX ASSEMBLY



ROTOR BOX ASSEMBLY

ITEM	PART NO.	QTY.	PART DESCRIPTION
1	4700777	8	CLMP\HOSE\1/2
2	4701572	1	GUIDE\HOSE\PLFRM;ASSY\FRM
3	4701718	1	BUSH\MNT\ARM\GUIDE\HOSE
4	4702088	1	FRM\MAIN\GRDR\HD1098
5	4702157	1	DFLCTR\IN\REAR\LH\CNVYR\BELLY
6	4702158	1	DFLCTR\IN\REAR\RH\CNVYR\BELLY
7	4702159	1	DFLCTR\IN\FRNT\LH\CNVYR\BELLY
8	4702160	1	DFLCTR\IN\FRNT\RH\CNVYR\BELLY
9	4702180	3	DECK\SERVICE\RTR\FRONT
10	4702194	1	PL\SEAL\FRONT\CNVYR\BELLY
11	4702324	2	SEAL\BOX\CYL\HD1098
12	4800034	8	BOLT\HEX\3/8X1-1/2
13	4800070	2	BOLT\HEX\1/2X2-1/2
14	4800098	11	BOLT\HEX\3/8X1-1/4\NC
15	4800135	1	BOLT\HEX\1/2X3-1/2
16	4800515	4	BOLT\HEX\3/8X3-1/4\NC
17	4900001	3	NUT\HEX\1/2\NC
18	4900002	23	NUT\HEX\3/8\NC
19	5000001	30	WASH\FLAT\3/8
20	5000004	5	WASH\FLAT\1/2
21	5000006	3	WASH\LOCK\1/2
22	5000019	23	WASH\LOCK\3/8

BELLY CONVEYOR ASSEMBLY



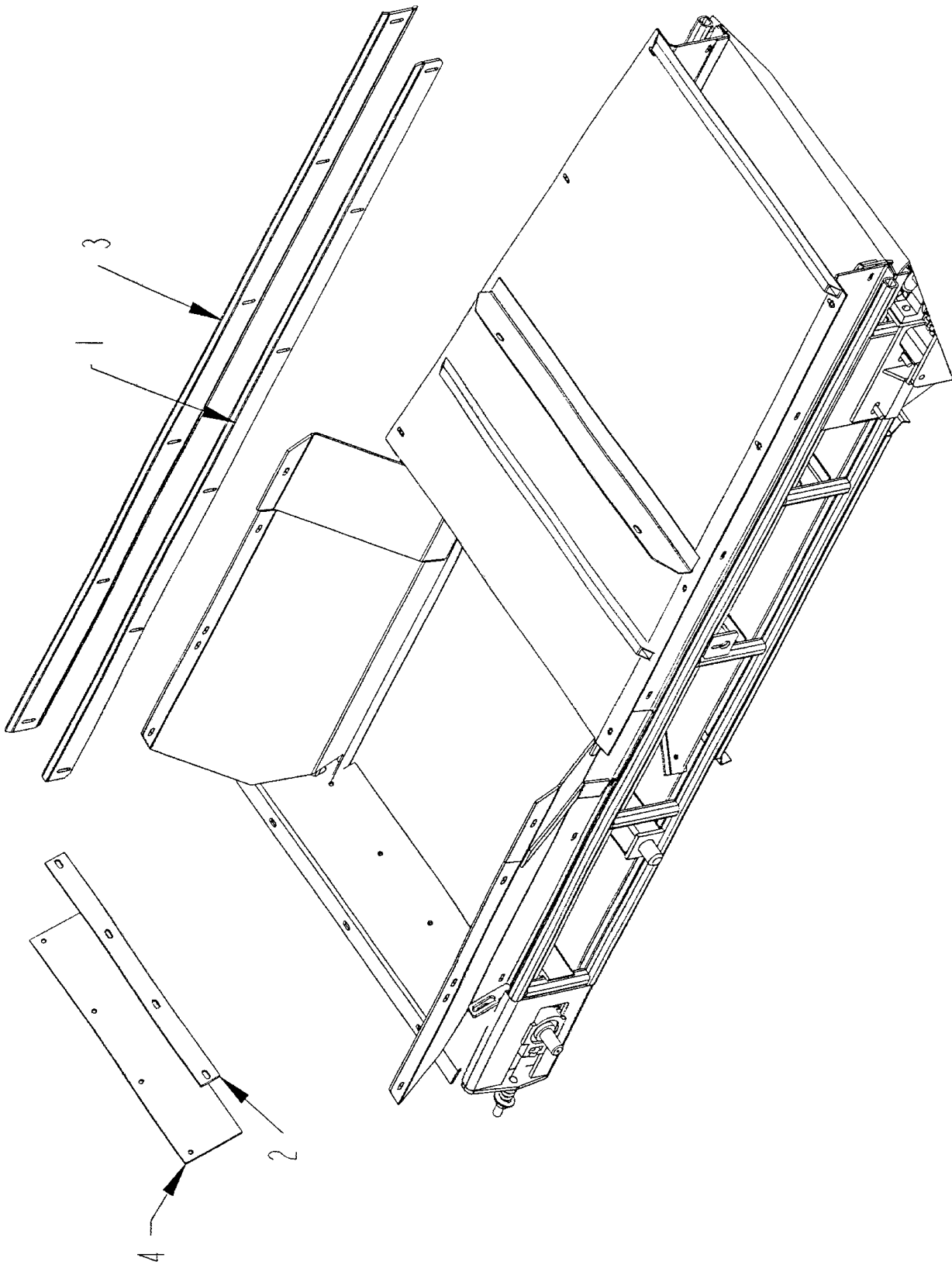
BELLY CONVEYOR ASSEMBLY

ITEM	PART NO.	QTY.	PART DESCRIPTION
1	1000054	1	SPKT\60\B\18\1-1/4\5/16KW
2	1000081	1	SPKT\60\B\18\1-1/2\3/8KW
3	1100064	1	CHN\60DBL\CL
4	1100066	1	CHAIN\60DBL\17
5	1700178	1	BELT\CNVYR\VCLEAT\30X216
6	1700051	1	LCNG\CBL\3/16X30\NYL
6A	1700131	6	LCNG\R-2\30 CBL
7	2000301	2	BRG\FLG\CAST\1-1/4\2BOLT
8	2000501	2	BRG\PB\1-1/2\2BOLT
9	3900014	1	MTR\HYD\9.6\2000\1-1/4SH
10	4700525	2	ADJ ROD
11	4700526	2	BEARING BRACKET
12	4700532	2	BUSH\1.5\1-3/16L
13	4700533	2	BUSH\1\1/2\5/16
14	4701539	1	BRKT\SLIDE\BRNG\DR\LH\CNVYR\BELLY
15	4701540	1	BRKT\MTR\ORBIT\CNVYR\BELLY
16	4701541	1	RLLR\DRIVE\39-3/4X6\CNVYR\BELLY
17	4701542	1	RLLR\IDLER\39X6\CNVYR\BELLY
18	4701694	1	BRKT\SL\BRNG\DR\RH\CNVYR\BELLY
19	4701695	2	BRKT\TGHTNER\RLLR\CNVYR\BELLY
20	4702155	1	CHAN\COV\CNVYR\BELLY\LH
21	4702156	1	CHAN\COV\CNVYR\BELLY\RH
22	4702178	1	FRM\CNVYR\BELLY\HD1098
23	4702233	1	COV\CNVYR\BELLY\HD1098
24	4800003	6	BOLT\HEX\3/8X1
25	4800034	2	BOLT\HEX\3/8X1-1/2
26	4800077	1	BOLT\HEX\1/2X5-1/2
27	4800082	4	BOLT\HEX\1/2X1-1/2
28	4800114	12	BOLT\HEX\1/2X2
29	4900001	20	NUT\HEX\1/2\NC
30	4900002	2	NUT\HEX\3/8\NC
31	5000001	10	WASH\FLAT\3/8
32	5000004	19	WASH\FLAT\1/2
33	5000006	15	WASH\LOCK\1/2
34	5000019	8	WASH\LOCK\3/8
35	6100027	2	SPRING\COMPRESSION
36	6200007	1	KEY\SQ\3/8X1-1/2

NOT SHOWN

PART NO.	QTY.	PART DESCRIPTION
1700053	1	LCNG\FSTNR\187 w\STAPLE\30
1700130		LCNG\R-2\30
1700132		LCNG\RIVET\R-2
1700137		LCNG\TOOL\R-2\APP

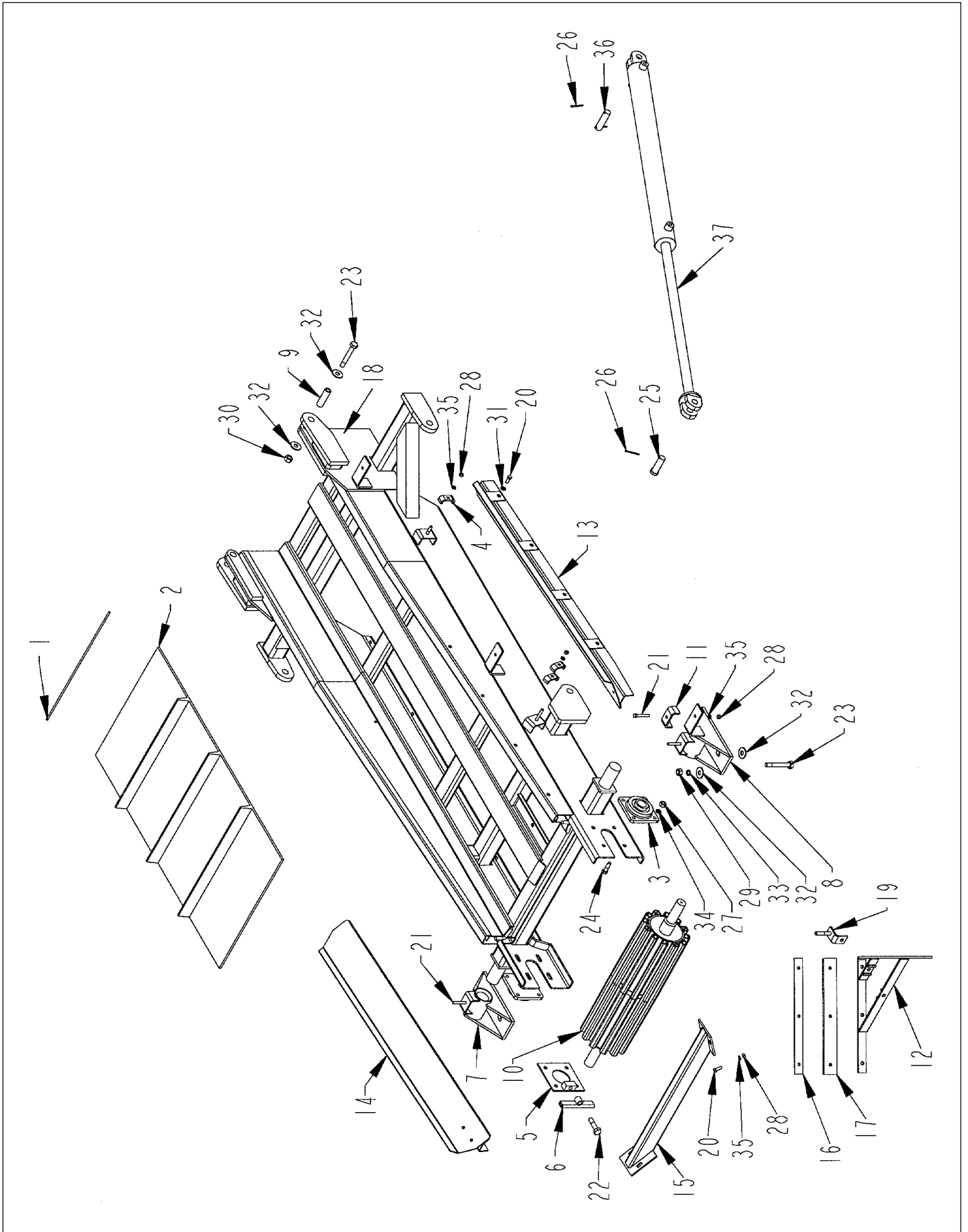
BELLY CONVEYOR SEALS



BELLY CONVEYOR SEALS

ITEM	PART NO.	QTY.	PART DESCRIPTION
1	4501261	2	DBLR\SEAL\CNVYR\BELLY
2	4501289	1	BRKT\SEAL\MATL\CNVYR\FRONT
3	4702640	2	PL\SEAL\CNVYR\BELLY\SIDE
4	4501288	1	SEAL\MATL\CNVYR\BELLY\FRONT

LOWER DISCHARGE CONVEYOR



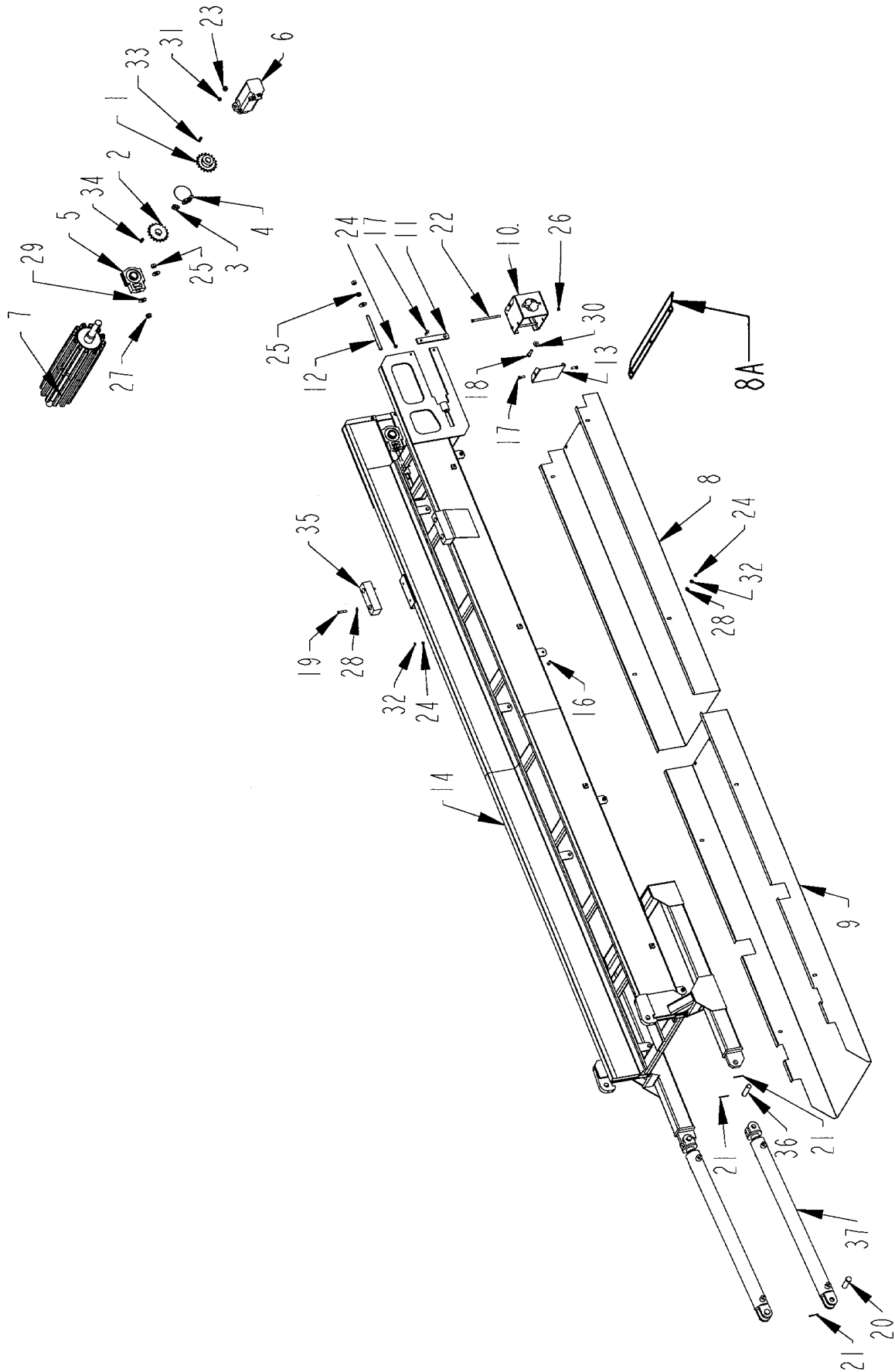
LOWER DISCHARGE CONVEYOR

ITEM	PART NO.	QTY.	PART DESCRIPTION
1	1700078	1	LCNG\CBL\1\8X24
2	1700104	1	BELT\CNVYR\24X548
3	2000303	2	BRG\FLG\1-1/2\BOLT
4	4700776	10	CLMP\HOSE\3/8
5	4701528	1	BRKT\ADJ\TRACKING\CNVYR\DISCH
6	4701529	1	HOOK\ROD\TGHTNR\BELT\CNVYR\DISCH
7	4701551	1	BRKT\MTG\RH\CNVYR\DISCH
8	4701552	1	BRKT\MTG\LH\CNVYR\DISCH
9	4701553	2	BUSH\HINGE\CNVYR\DISCH
10	4701555	1	RLLR\IDLER\35-1/2X8\CNVYR\DISCH\HD10
11	4701558	3	CLMP\HOSE\3/4
12	4702140	1	FRM\SCRPR\BELT\CNVYR\DISCH
13	4702184	1	DFLCTR\CNVYR\DISCH\LH\HD1098
14	4702185	1	DEFLCTR\CNVYR\DISCH\RH\HD1098
15	4702187	1	BRC\DEFLCTR\CNVYR\DISCH
16	4702192	2	FLT\DBL\SCRPR\CNVYR\DISCH
17	4702193	2	FLAT\SCRPR\PLASTIC\CNVYR\DISCH
18	4702211	1	FRM\CNVYR\DISCH\LOWER
19	4702473	2	SCRPR\BELT\CNVYR\DISCH
20	4800003	12	BOLT\HEX\3/8X1
21	4800029	7	BOLT\HEX\3/8X2-1/2
22	4800079	1	BOLT\HEX\5/8X2-1/2
23	4800158	6	BOLT\HEX\5/8X4-1/2
24	4800178	8	BOLT\HEX\1/2X1-1/2
25	4800185	2	PIN\CLEVIS\1X3
26	4800203	6	PIN\COT\5/32X2
27	4900001	8	NUT\HEX\1/2\NC
28	4900002	13	NUT\HEX\3/8\NC
29	4900005	4	NUT\HEX\5/8\NC
30	4900012	2	NUT\PLCK\5/8\NC
31	5000001	12	WASH\FLAT\3/8
32	5000002	12	WASH\FLAT\5/8
33	5000003	4	WASH\LOCK\5/8
34	5000006	8	WASH\LOCK\1/2
35	5000019	13	WASH\LOCK\3/8
36	8900107	2	PIN\1\3-5/8
37	4100175	2	CYL\HYD\3X36\PARALLEL

NOT SHOWN

PART	QTY.	PART DESCRIPTION
1700083	1	LCNG\#125\24\ w\STAPLES

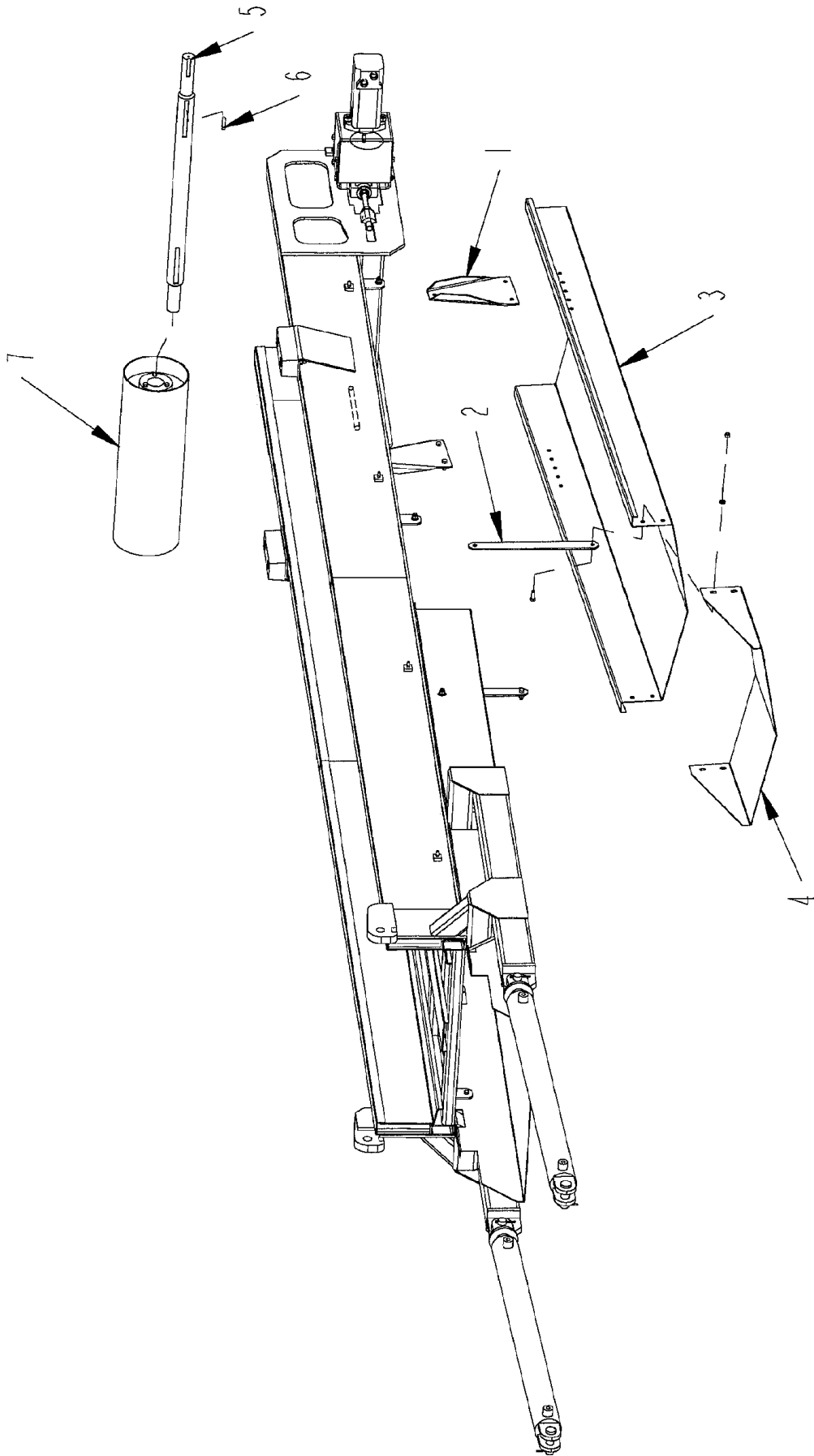
UPPER DISCHARGE CONVEYOR



UPPER DISCHARGE CONVEYOR

ITEM	PART NO.	QTY.	PART DESCRIPTION
1	1000054	1	SPKT\60\B\18\1-1/4\5/16KW
2	1000081	1	SPKT\60\B\18\1-1/2\3/8KW
3	1100064	1	CHN\60DBL\CL
4	1100066	1	CHAIN\60DBL\17
5	2000320	2	BRG\TUU\1-1/2\W-ECC\BSEAL
6	3900010	1	MTR\HYD\24\2000\SAE;A
7	4701556	1	RLLR\DRV\36-1/2X8\CNVYR\DIS
8	4701860	1	GUARD\BELT\CNVYR\DISCH\UPPER
8A	4701909	1	GUIDE\BELT\CNVYR\UPPER
9	4701861	1	GUARD\BELT\CNVYR\DISCH\LOWER
10	4702203	1	BRKT\MTR\DRV\CNVYR
11	4702204	2	STRAP\REINFRC\GUIDE\BRG
12	4702205	2	BOLT\ADJ\RLLR\DRV\CNVYR
13	4702206	2	GUARD\SPKT\CPLG\DRV\CNVYR
14	4702212	1	FRM\CNVYR\DISCH\UPPER\HD1098
15	4702333	1	UPPER DISCHARGE CONVEYOR ASSM
16	4800003	8	BOLT\HEX\3/8X1
17	4800098	8	BOLT\HEX\3/8X1-1/4\NC
18	4800114	2	BOLT\HEX\1/2X2
19	4800146	4	BOLT\HEX\3/8X2
20	4800185	2	PIN\CLEVIS\1X3
21	4800203	6	PIN\COT\5/32X2
22	4800580	2	BOLT\HEX\3/8X1
23	4900001	2	NUT\HEX\1/2\NC
24	4900002	16	NUT\HEX\3/8\NC
25	4900005	6	NUT\HEX\5/8\NC
26	4900030	2	NUT\NYLOCK\3/8\NC
27	4900110	2	NUT\FLG\SERR\5/8\NC
28	5000001	12	WASH\FLAT\3/8
29	5000002	6	WASH\FLAT\5/8
30	5000004	2	WASH\FLAT\1/2
31	5000006	2	WASH\LOCK\1/2
32	5000019	12	WASH\LOCK\3/8
33	6200004	1	KEY\SQ\5/16X1-1/2
34	6200027	1	KEY\SQ\3/8X1-1/4
35	7500635	2	CUSH\RBBR\7-3/4X2-7/16X2
36	8900107	2	PIN\1\3-5/8
37	4100175	2	CYL\HYD\3X36\PARALLEL

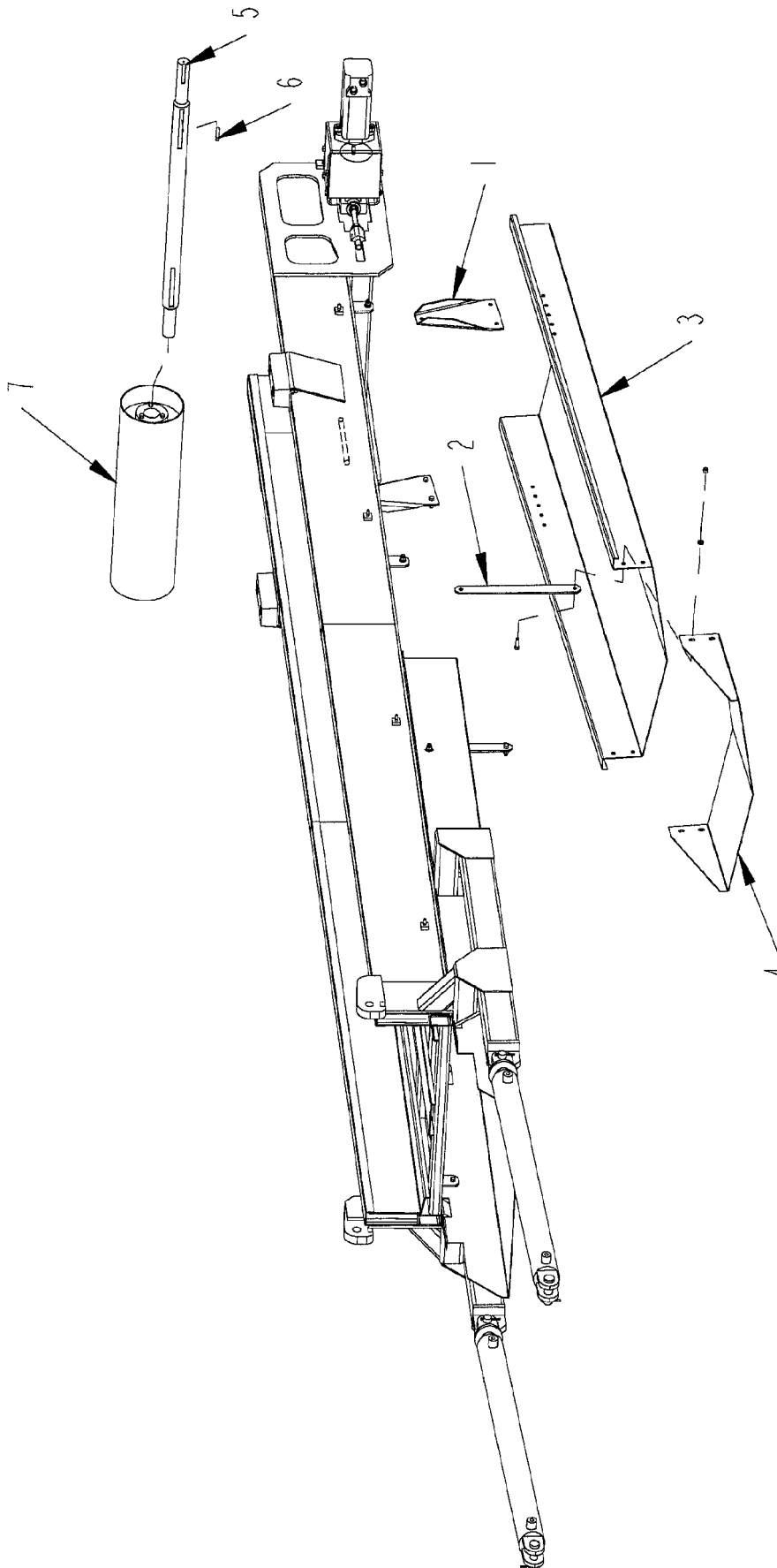
MAGNETIC ROLLER ASSEMBLY W/FIXED CHUTE



MAGNETIC ROLLER ASSEMBLY W/FIXED CHUTE

ITEM	PART NO.	QTY.	PART DESCRIPTION
	4701527		RLLR\MAG\ASSY\COMP\24\HD10
1	4700137	2	BRKT\MTG\REAR\CHUTE\RLLR\MAGNETIC
2	4700138	2	BRKT\MTG\FR\CHUTE\RLLR\MAGNETIC
3	4701526	1	CHUTE\DISCH\RLLR\MAGNETIC
4	4701532	1	XTNSN\CHUTE\DISCH\RLLR\MAGNETIC
5	4701533	1	SHFT\RLLR\MAG\24
6	6200007	2	KEY\SQ\3/8X1-1/2
7	7500624	1	PUL\MAG\8X24\W/0 SHAFT
	4800003	12	BOLT\HEX\3/8X1
	4900002	12	NUT\HEX\3/8\NC
	5000001	8	WASH\FLAT\3/8
	5000019	12	WASH\LOCK\3/8
	7500824		RLLR\MAG\8X24\W/KEYED\SHAFT (includes 5, 6, 7)

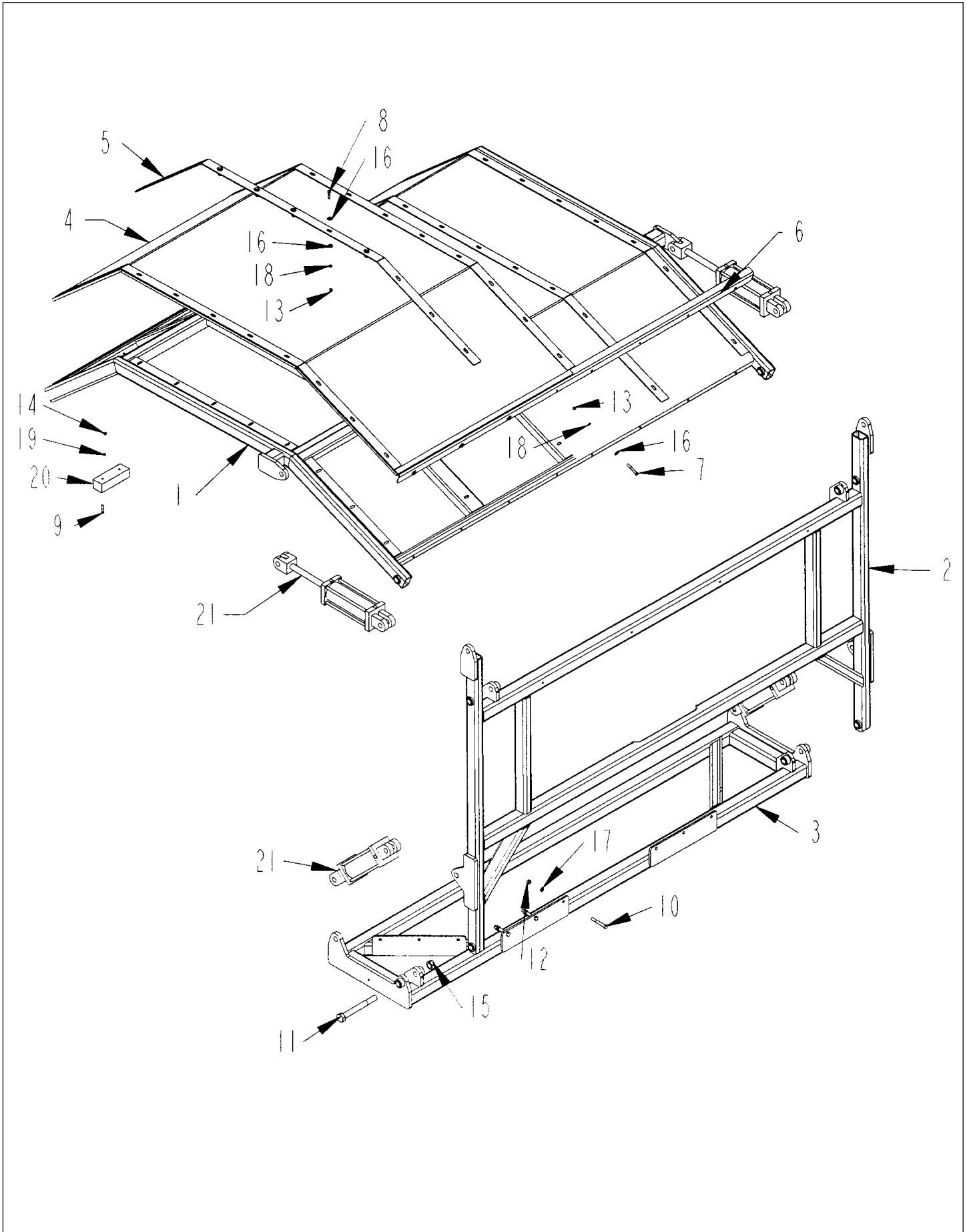
MAGNETIC ROLLER ASSEMBLY W/FOLDING CHUTE



MAGNETIC ROLLER ASSEMBLY W/FOLDING CHUTE

ITEM	PART NO.	QTY.	PART DESCRIPTION
	4702878		ROLLER\MAGNETIC\ASSEMBLY\COMPLETE\24"
1	4701533	1	SHFT\RLLR\MAG\24
2	4702851	1	CHUTE\DISCH\RLLR\MAGNETIC
3	4702852	2	BRKT\MTG\FR\CHUTE\RLLR\MAGNETIC
4	4702853	2	BRKT\MTG\FR\CHUTE\RLLR\MAG
5	4702870	2	CABLE\ASSY\HD10\MAG\RLLR
6	4702871	2	PIN\HANDLE\MAG\CHUTE\HD-10
7	4702876	2	BRKT\PIN\CHUTE\MAG\HD10
8	4800003	4	BOLT\HEX\3/8X1
9	4800013	4	BOLT\HEX\5/16X1
10	4800098	2	BOLT\HEX\3/8X1-1/4\NC
11	4800110	2	PIN\COT\1/8X3/4
12	4800142	2	BOLT\HEX\3/8X1-3/4
13	4900002	4	NUT\HEX\3/8\NC
14	4900003	4	NUT\HEX\5/16\NC
15	4900023	6	NUT\TPLCK\3/8\NC
16	5000001	18	WASH\FLAT\3/8
17	5000022	4	WASH\LOCK\5/16
18	5000023	2	WASH\FLAT\5/16
19	6100064	2	SCRAPERS\SPRING
20	6200007	2	KEY\SQ\3/8X1-1/2
21	7500624	1	PUL\MAG\8X24\W/O SHAFT
22	7500824		RLLR\MAG\8X24\W/KEYED\SHAFT (includes 1, 20, 21)

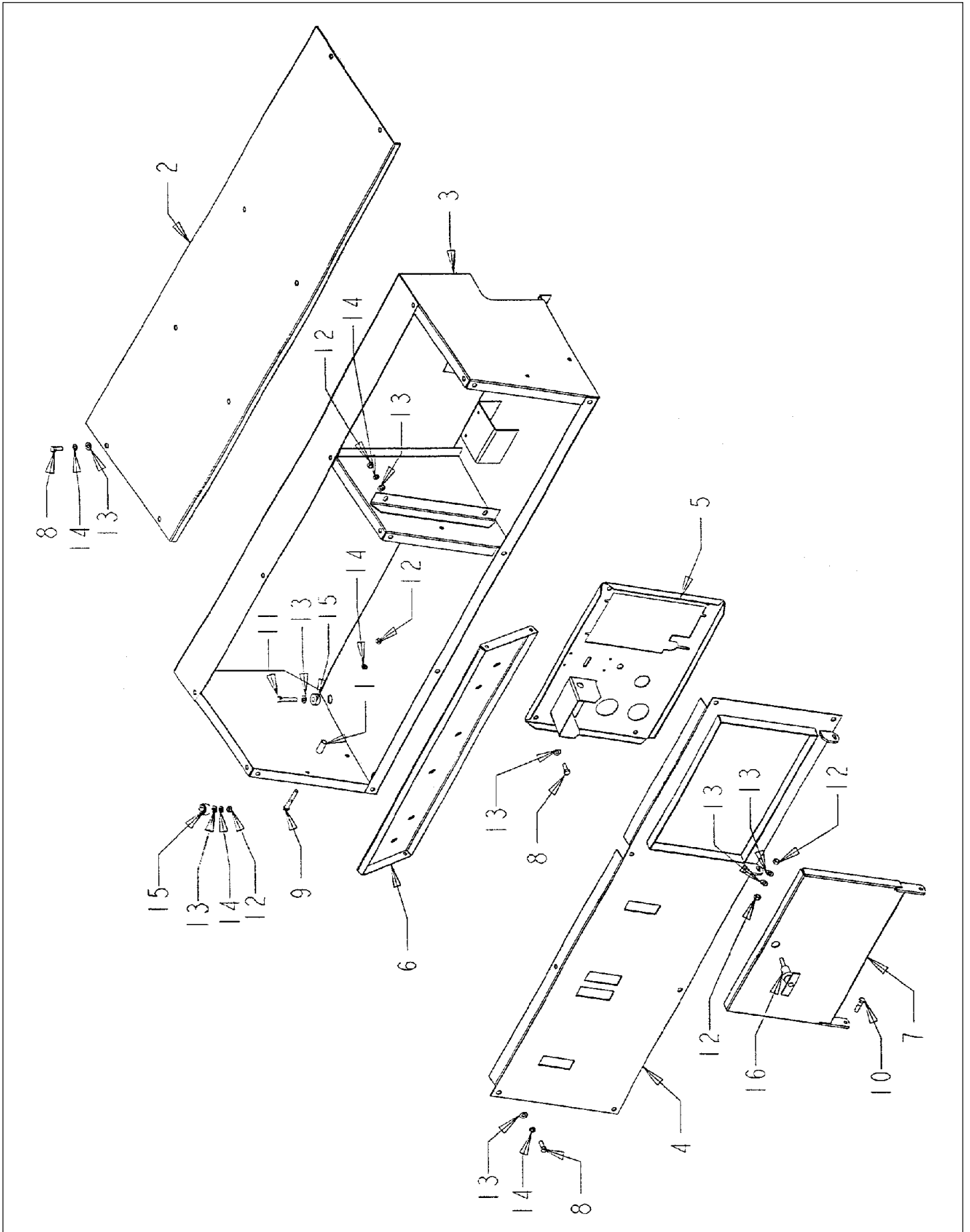
TUB COVER FRAME ASSEMBLY



TUB COVER FRAME ASSEMBLY

ITEM	PART NO.	QTY.	PART DESCRIPTION
1	4702627	1	FRM\OBJ\THROWN\TOP\HD10
2	4702628	1	FRM\OBJ\THROWN\SIDE\HD10
3	4702629	1	FRM\LOWER\OBJ\THROWN
4	4702633	2	SCRN\WIRE\FRM\OBJ\THROWN
5	4702634	5	FLAT\CLMP\SCRN\FRM\OBJ\THROWN
6	4702635	2	ANGLE\SCRN\OBJ\THROWN
7	4800029	16	BOLT\HEX\3/8X2-1/2
8	4800034	55	BOLT\HEX\3/8X1-1/2
9	4800081	4	BOLT\HEX\5/16X1-1/2
10	4800135	12	BOLT\HEX\1/2X3-1/2
11	4800601	4	BOLT\HEX\1X9\NC
12	4900001	12	NUT\HEX\1/2\NC
13	4900002	71	NUT\HEX\3/8\NC
14	4900003	4	NUT\HEX\5/16\NC
15	4900015	4	NUT\NYLCK\1\NC
16	5000001	126	WASH\FLAT\3/8
17	5000006	12	WASH\LOCK\1/2
18	5000019	71	WASH\LOCK\3/8
19	5000022	4	WASH\LOCK\5/16
20	7500635	2	CUSH\RBBR\7-3/4X2-7/16X2
21	4100185	4	CYL\HYD\3-1/2X8\TIE

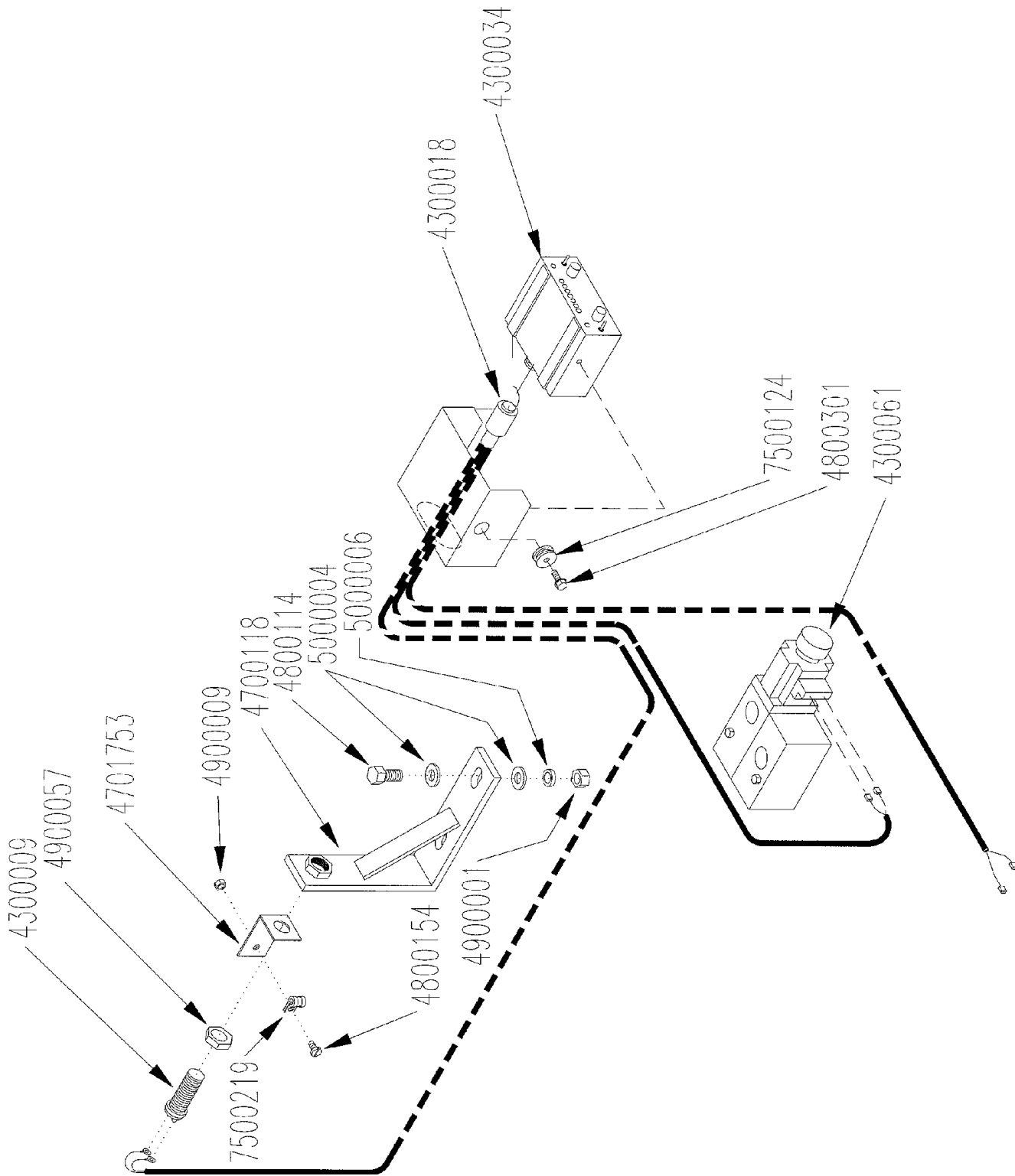
CONTROL PANEL ASSEMBLY



CONTROL PANEL ASSEMBLY

ITEM	PART NO.	QTY.	PART DESCRIPTION
1	4701726	1	BUSH\MTG\BRKT\CNTRL
2	4702198	1	CVR\TOP\PNL\CNTRL\HD1098
3	4702199	1	FRM\BTM\PNL\CNTRL\HD1098
4	4702200	1	CVR\FRONT\PNL\CNTRL\HD1098
5	4702234	1	BRKT\CNTRL\ENG\HD1098
6	4702235	1	BRKT\VLV\PNL\CNTRL\HD1098
7	4702236	1	DOOR\CNTRL\ENG\HD1098
8	4800003	3	BOLT\HEX\3/8X1
9	4800029	1	BOLT\HEX\3/8X2-1/2
10	4800034	1	BOLT\HEX\3/8X1-1/2
11	4800146	1	BOLT\HEX\3/8X2
12	4900002	5	NUT\HEX\3/8\NC
13	5000001	8	WASH\FLAT\3/8
14	5000019	5	WASH\LOCK\3/8
15	7500310	2	GROMMET\1-1/4ODX17/32ID
16	7500667	1	LATCH\COMP\DOOR\ACCESS\W/KEYS

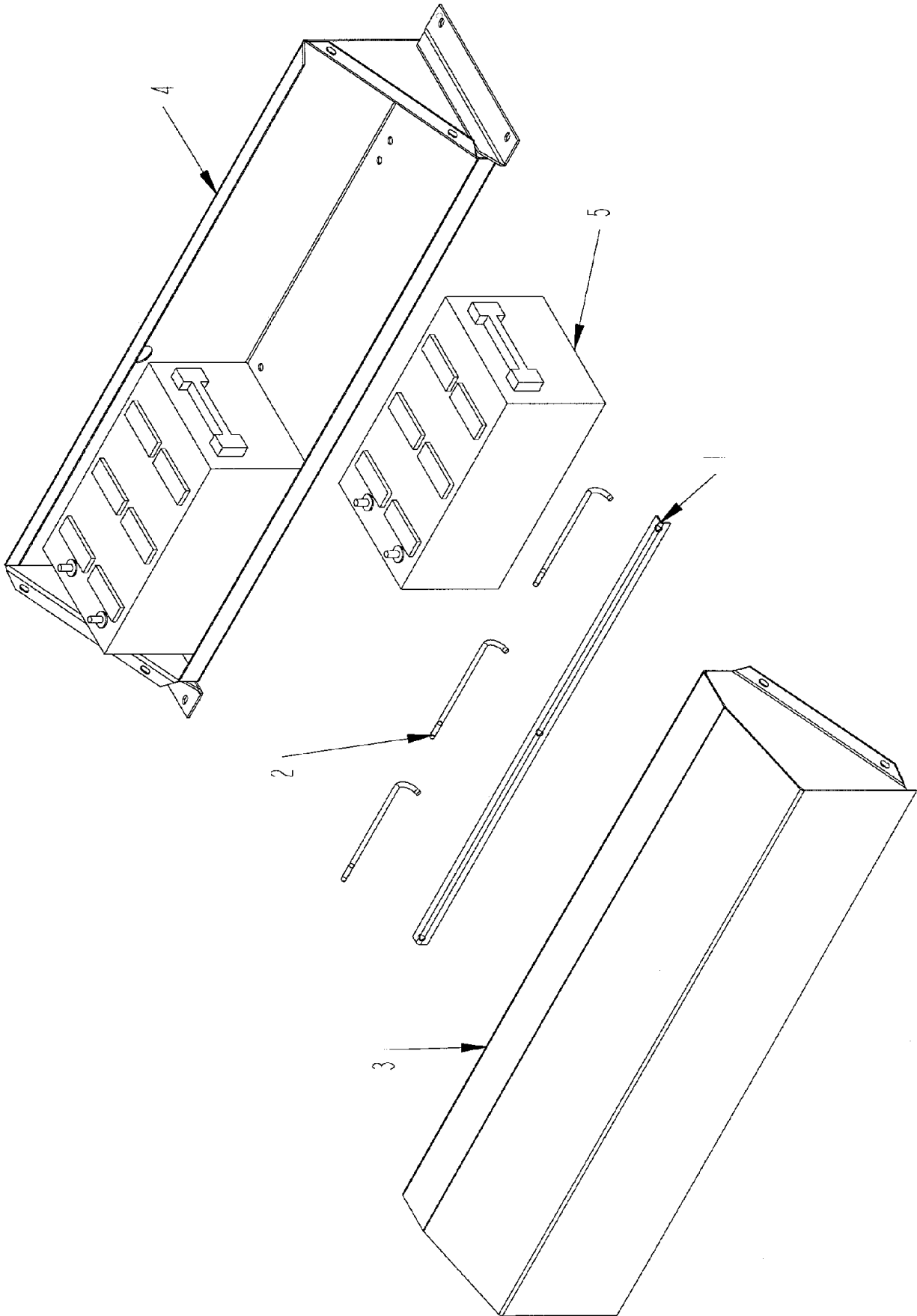
GOVERNOR ASSEMBLY



GOVERNOR ASSEMBLY

PART NO.	QTY.	PART DESCRIPTION
4300009	1	SENSOR\MAG\W\HARDWARE
4300018	1	WIRING HARNESS
4300034	1	NEW STYLE CONTROL BOX RCB93
4700118	1	BRKT\SNSR
4701753	1	BRKT\WIRE\SNSR
4800114	2	BOLT\HEX\1/2X2
4800154	1	SCR\RD\SLOT\1/4X1/2\NC
4800301	2	SCR\FLG\SERR\1/4X3/4\NC
4900001	2	NUT\HEX\1/2\NC
4900009	1	NUT\HEX\1/4\NC
4900057	1	NUT\JAM\3/4\NF
5000004	4	WASH\FLAT\1/2
5000006	2	WASH\LOCK\1/2
7500124	2	GROMMET\RUBBER\2757
7500219	1	1/4" WIRE CLAMP
4300053		VALVE\SERVO\20GPM\24V\CV93
4300064	1	VALVE\SERVO\15GPM\24VDC\CV98
		SEE " FLOW CONTROL VALVE - CV 98"
		PAGE 91

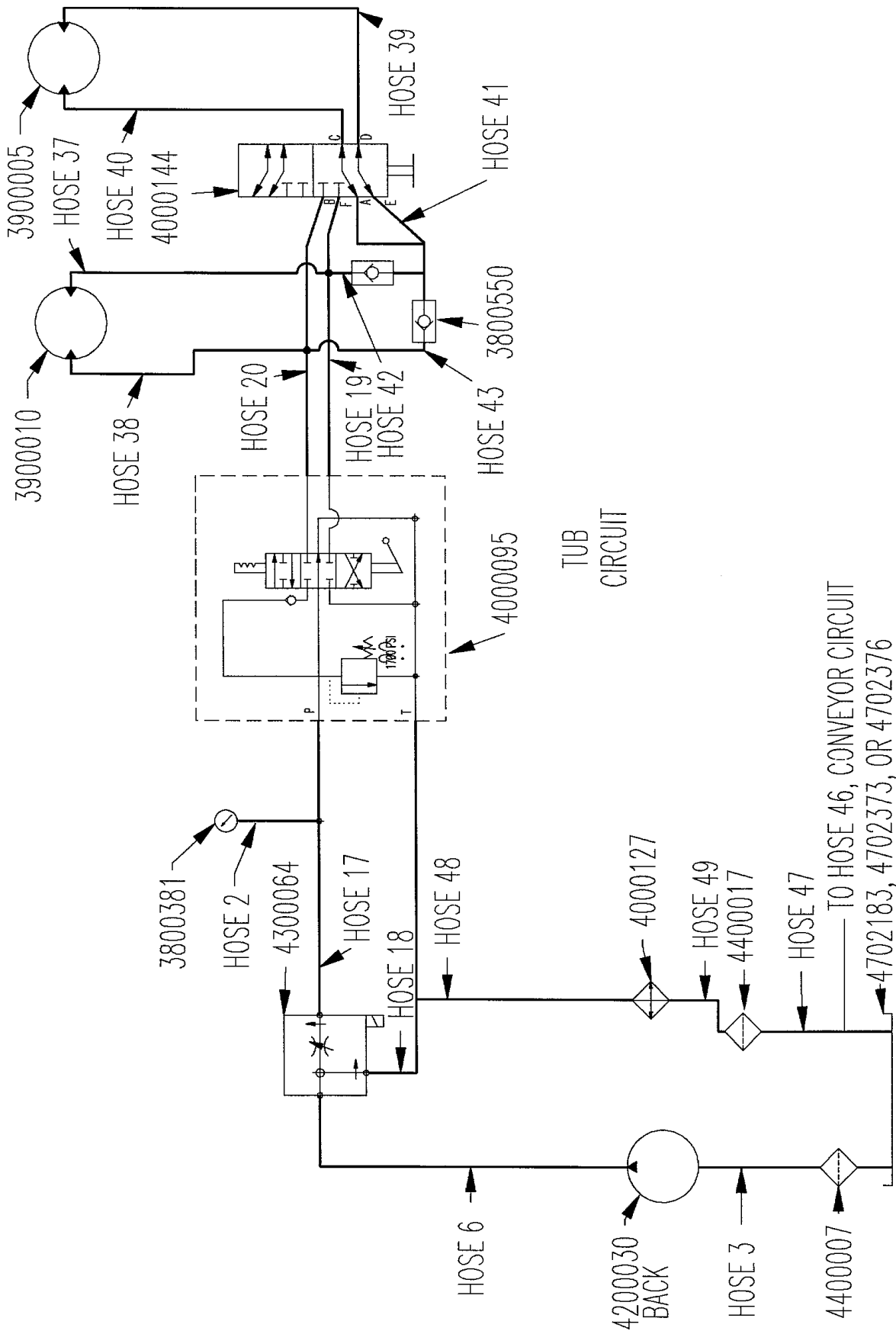
BATTERY BOX ASSEMBLY



BATTERY BOX ASSEMBLY

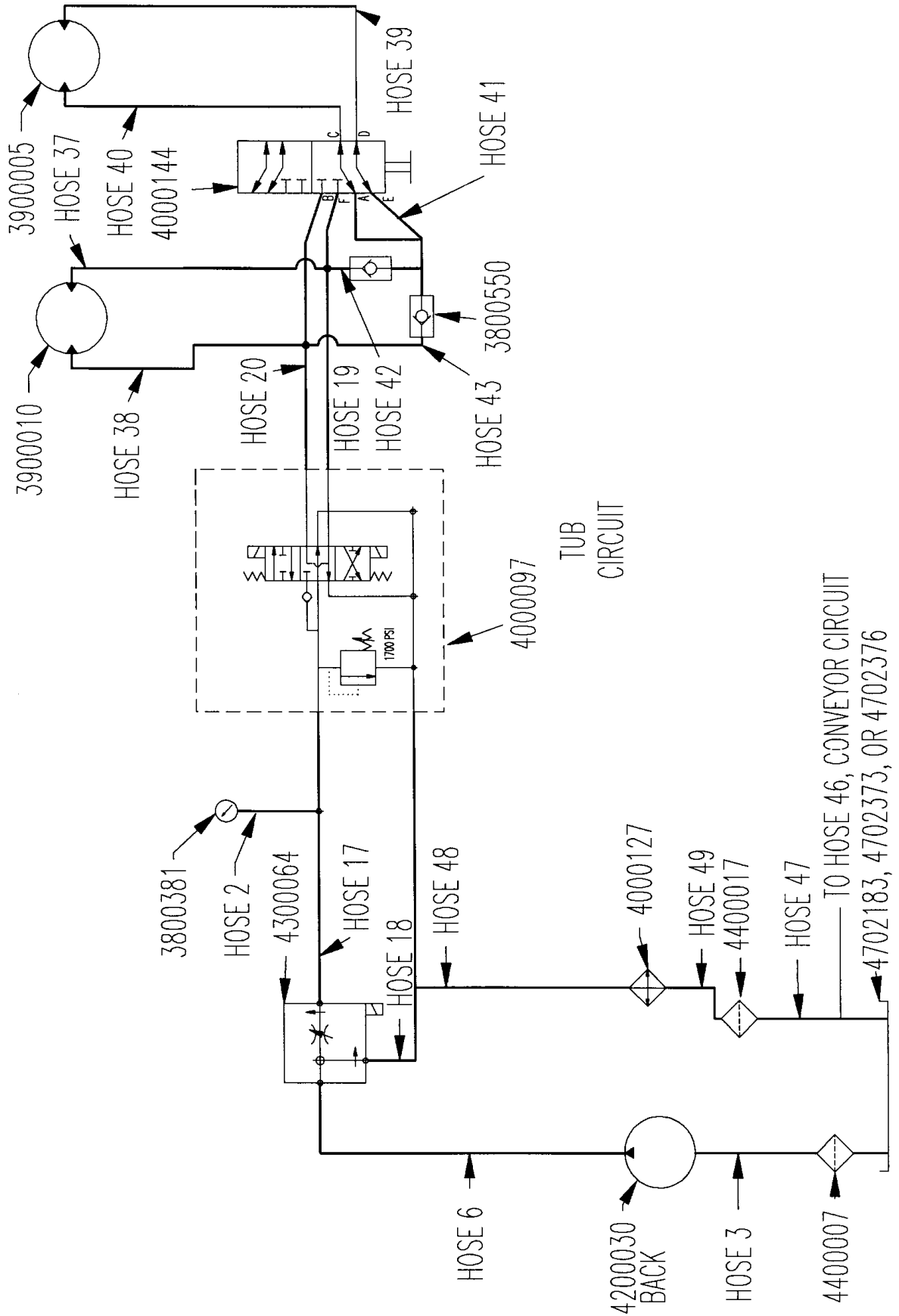
ITEM	PART NO.	QTY.	PART DESCRIPTION
1	4701638	1	STRAP\ANGLE\BATT\43-3/4
2	4701639	3	STRAP\HOOK\BOX\BATT
3	4702273	1	COV\BOX\BATT\54
4	4702318	1	BOX\BATT\HD1098
5	5700002	2	BATT\12VDC

TUB CIRCUIT - STANDARD

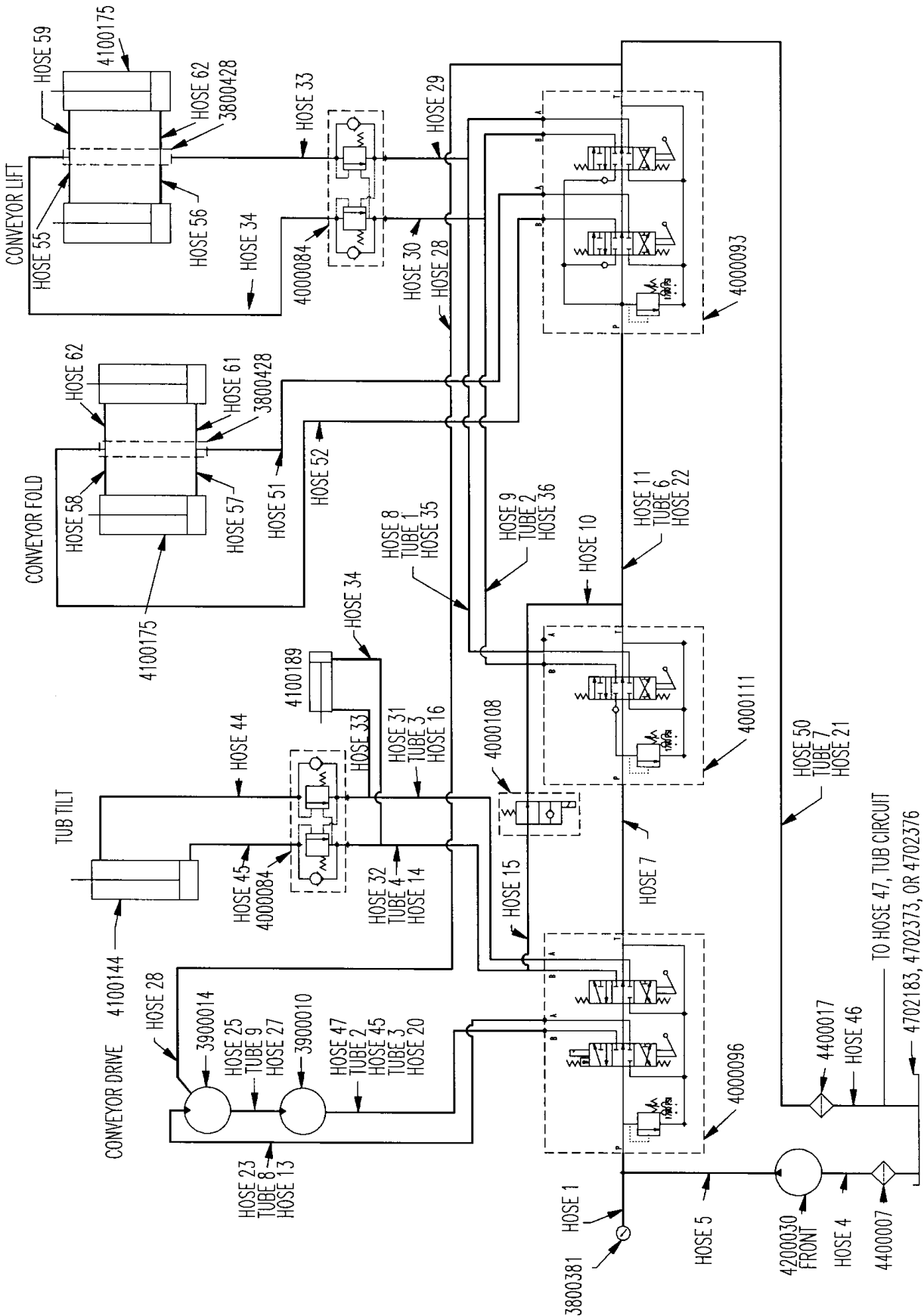


TUB
CIRCUIT

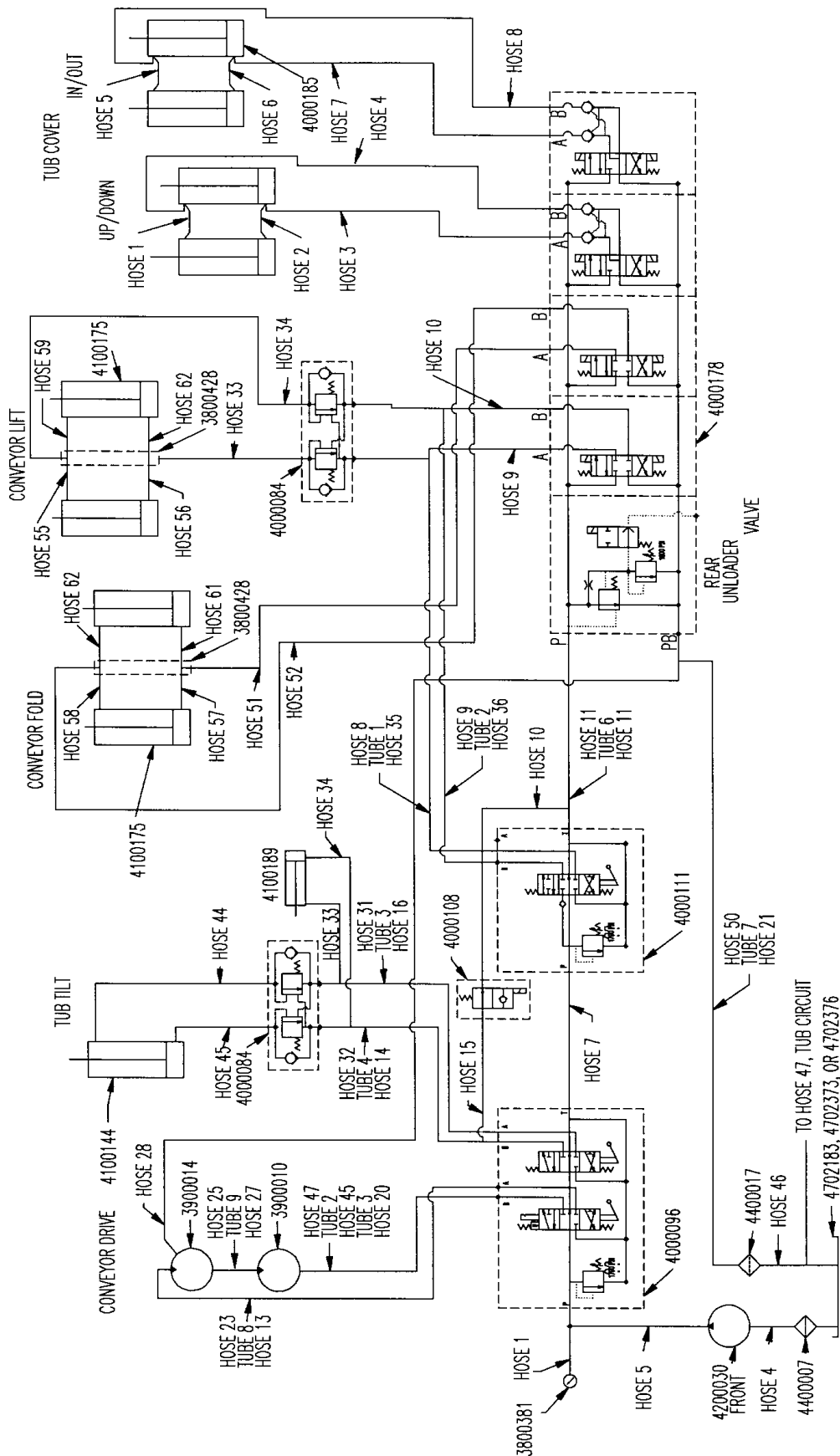
TUB CIRCUIT - RADIO OPTION



CONVEYOR CIRCUIT - STANDARD

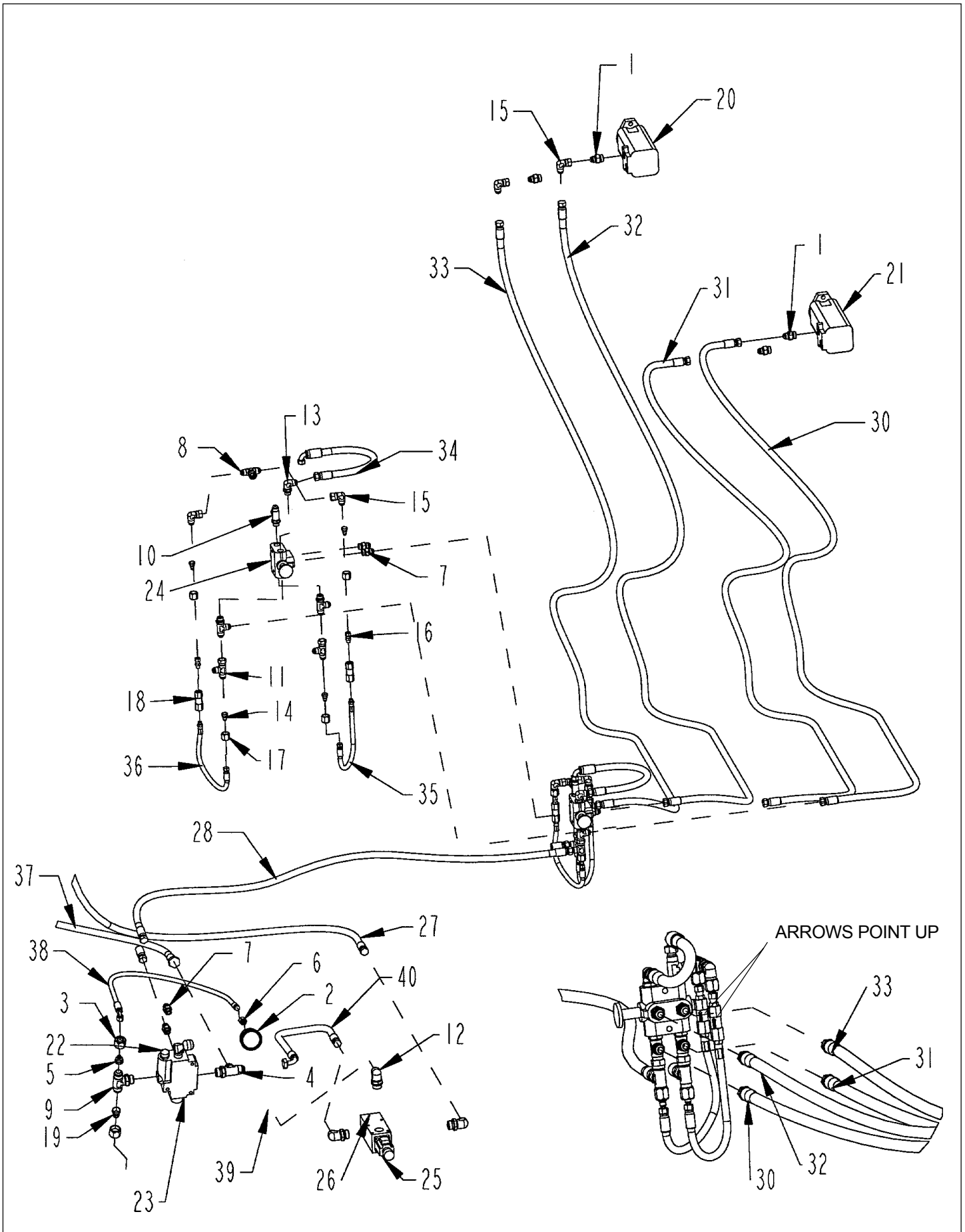


CONVEYOR CIRCUIT - TUB COVER OPTION





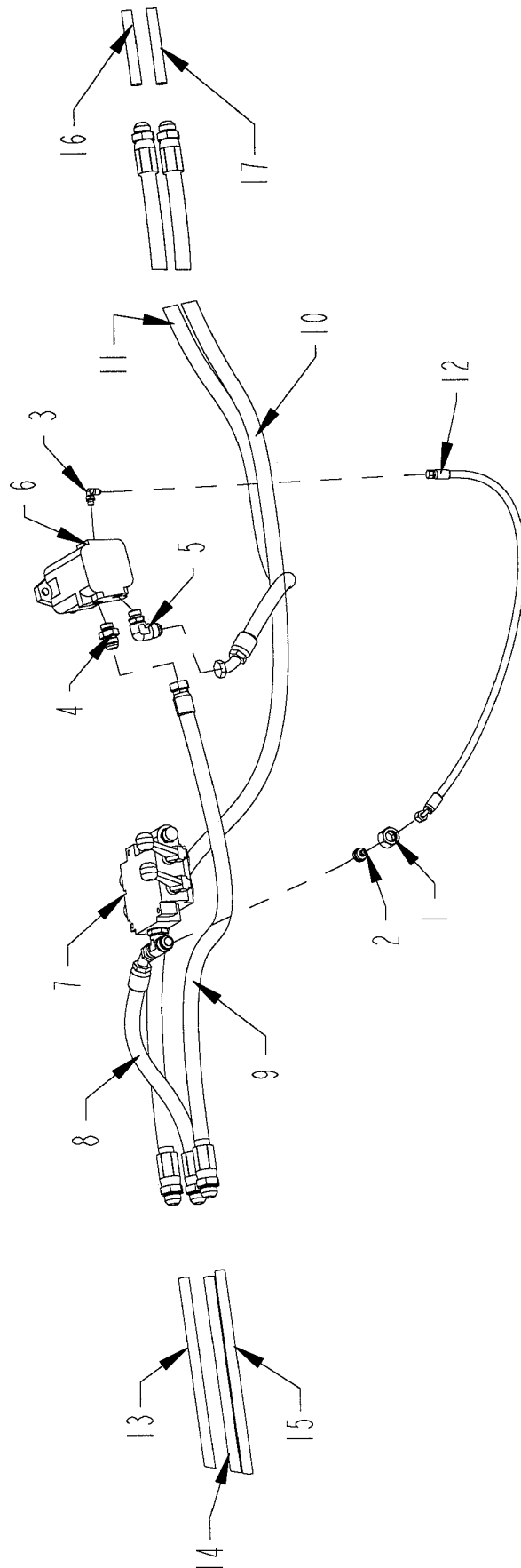
TUB ORBIT MOTOR WITH HYDRAULIC HOSES AND FITTINGS



TUB ORBIT MOTOR WITH HYDRAULIC HOSES AND FITTINGS

ITEM	PART NO.	QTY.	PART DESCRIPTION
1	3800328	4	FTG\7/8MORX3/4MJIC\ADPT
2	3800381	1	GAUGE\3000PSI\REAR STEM
3	3800462	2	FTG\1-1/16NUTFJICS
4	3800463	1	FTG\1-1/16MORX1-1/16MJICX1-1/16MJIC\RUN;TEE
5	3800465	1	FTG\1-1/16FJICX7/16MJIC\ADPT
6	3800474	1	FTG\7/16MJICX1/4FP\ADPT
7	3800477	4	FTG\3/4MORX3/4MJIC\ST
8	3800478	1	FTG\3/4MJIC3/4MJIC3/4FJICS\BR;TEE
9	3800481	1	FTG\1-1/16MJICX1-1/16MJICX1-1/16MOR\BR;TEE
10	3800483	3	FTG\3/4MORX3/4MJICX3/4MJIC\RUN;TEE
11	3800484	2	FTG\3/4FJICSX3/4MJICX3/4MJIC\RUN;TEE
12	3800536	3	FTG\1-1/16MORX3/4MJIC\90
13	3800537	1	FTG\3/4MORX3/4MJIC\90
14	3800543	4	FTG\3/4FJICX7/16MJIC\ADPT
15	3800546	4	FTG\3/4MJICX3/4FJIC\90\SW
16	3800548	2	FTG\7/16MORX7/16FJIC\SW\ADPT
17	3800549	4	FTG\3/4NUTFJIC
18	3800550	2	VLV\CHECK\PRKR
19	3800553	1	FTG\1-1/16FJICX3/4MJIC\ADPT
20	3900005	1	MTR\HYD\14.9\2000\SAE;A
21	3900010	1	MTR\HYD\24\2000\SAE;A
22	4000065	1	NON-ADJUSTABLE RELIEF VALVE 1800P
23	4000095	1	VALVE\HYD\1-SPLW\DETENT
24	4000144	1	VAVLE\HYD\SEL\OR
25	4300054	1	VALVE\SOLENOID\24V\JEMM
26	4300064	1	VALVE\SERVO\15GPM\24VDC SEE PAGE 77
27	HOSE6	1	
28	HOSE19	1	
29	HOSE20	1	
30	HOSE37	1	
31	HOSE38	1	
32	HOSE39	1	
33	HOSE40	1	
34	HOSE41	1	
35	HOSE42	1	
36	HOSE43	1	
37	HOSE48	1	
38	HOSE_2	1	
39	HOSE_17	1	
40	HOSE_18	1	

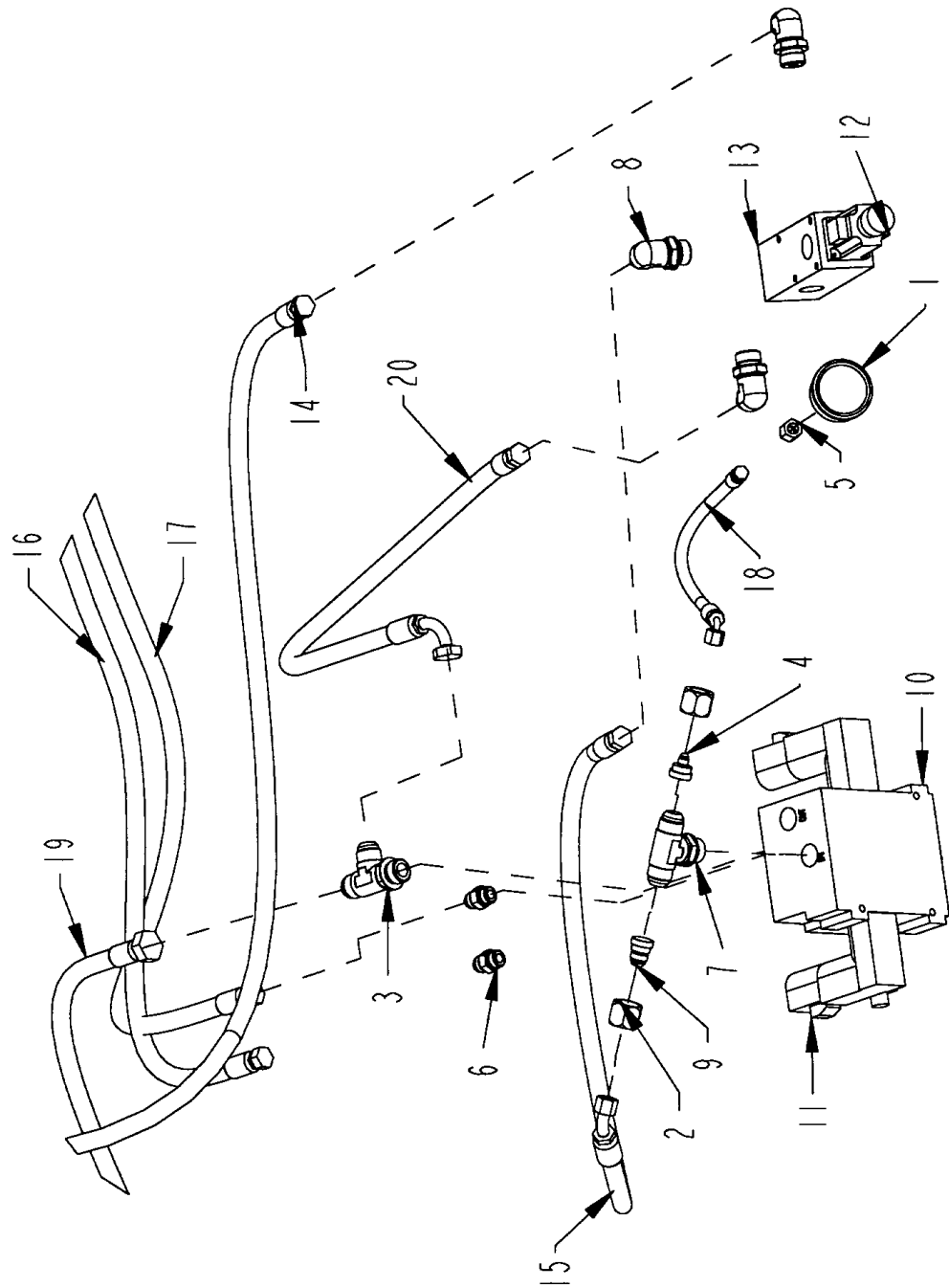
BELLY ORBIT MOTOR WITH HYDRAULIC HOSES AND FITTINGS



BELLY ORBIT MOTOR WITH HYDRAULIC HOSES AND FITTINGS

ITEM	PART NO.	QTY.	PART DESCRIPTION
1	3800462	1	FTG\1-1/16NUTFJICS
2	3800465	1	FTG\1-1/16FJICX7/16MJIC\ADPT
3	3800472	1	FTG\7/16MORX7/16MJIC\90
4	3800527	3	FTG\7/8MORX1-1/16MJIC\ST
5	3800535	1	FTG\7/8MORX1-1/16MJIC\90
6	3900014	1	MTR\HYD\9.6\2000\1-1/4SH
7	4000093	1	VALVE\HYD\2-SPL\3POS-4W\FOR-THRD (CONVEYOR LIFT AND FOLD VALVE)
8	HOSE21	1	
9	HOSE23	1	
10	HOSE24	1	
11	HOSE25	1	
12	HOSE_28	1	
13	TUBE5	1	
14	TUBE7	1	
15	TUBE8	1	
16	TUBE9	1	
17	TUBE10	1	

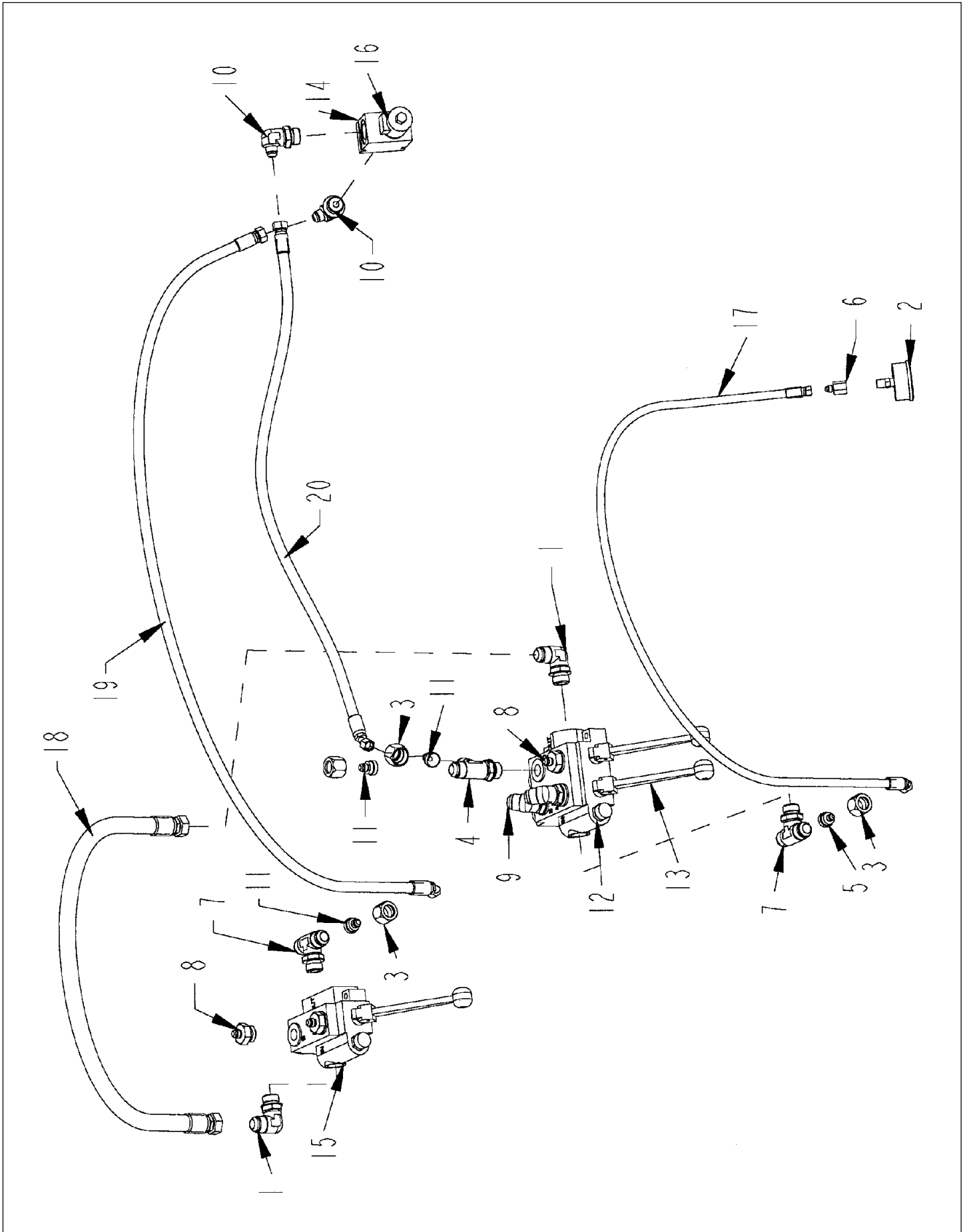
**TUB ORBIT MOTOR WITH HYDRAULIC HOSES AND FITTINGS
FOR REMOTE RADIO**



**TUB ORBIT MOTOR WITH HYDRAULIC HOSES AND FITTINGS
FOR REMOTE RADIO**

ITEM	PART NO.	QTY.	PART DESCRIPTION
1	3800381	1	GAUGE\3000PSI\REAR STEM
2	3800462	2	FTG\1-1/16NUTFJICS
3	3800463	1	FTG\1-1/16MORX1-1/16MJICX1-1/16MJIC\RUN;TEE
	3800465	1	FTG\1-1/16FJICX7/16MJIC\ADPT
	3800474	1	FTG\7/16MJICX1/4FP\ADPT
6	3800477	2	FTG3/4MORX3/4MJIC\ST
7	3800481	1	FTG\1-1/16MJICX1-1/16MJICX1-1/16MOR\BR;TEE
	3800536	3	FTG\1-1/16MORX3/4MJIC\90
9	3800553	1	FTG\1-1/16FJICX3/4MJIC\ADPT
10	4000097	1	VALVE\HYD\20GPM\1SPL\24V
11	4000131	2	VALVE\HYD\SOLENOID\24V
12	4300054	1	VALVE\SOLENOID\24V\JEMM
13	4300064	1	VALVE\SERVO\15GPM\24VDC
	HOSE6 1		
15	HOSE17A	1	
16	HOSE19A	1	
17	HOSE20A	1	
18	HOSE2A	1	
19	HOSE48A	1	
20	HOSE_18A	1	

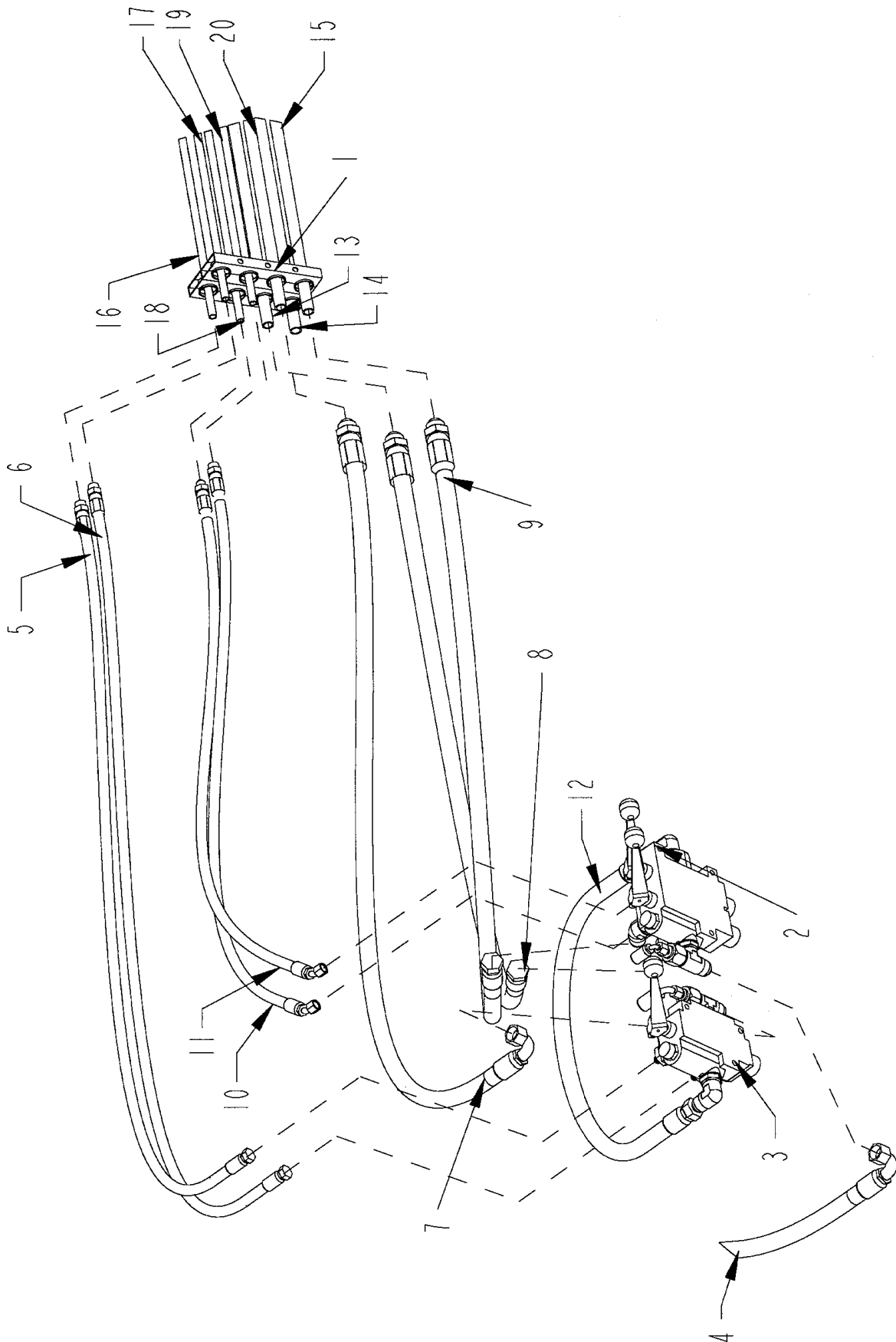
CONTROL PANEL: CONVEYOR RUN WITH HYDRAULIC HOSES AND FITTINGS #1



**CONTROL PANEL: CONVEYOR RUN WITH HYDRAULIC HOSES
AND FITTINGS #1**

ITEM	PART NO.	QTY.	PART DESCRIPTION
1	3800279	2	FTG\1-1/16MORX1-1/16MJIC\90
2	3800381	1	GAUGE\3000PSI\REAR STEM
3	3800462	4	FTG\1-1/16NUTFJICS
4	3800463	1	FTG\1-1/16MORX1-1/16MJICX1-1/16MJIC\RUN;TEE
5	3800465	1	FTG\1-1/16FJICX7/16MJIC\ADPT
6	3800474	1	FTG\7/16MJICX1/4FP\ADPT
7	3800481	2	FTG\1-1/16MJICX1-1/16MJICX1-1/16MOR\BR;TEE
8	3800528	3	FTG\1-1/16MORX9/16MJIC\ST
9	3800532	2	FTG\1-1/16MORX1-1/16MJIC\45
10	3800536	2	FTG\1-1/16MORX3/4MJIC\90
11	3800542	3	FTG\1-1/16FJICX9/16MJIC\ADPT
12	4000065	2	NON-ADJUSTABLE RELIEF VALVE, 1800P
13	4000096	1	VLV\HYD\W\DETENT
14	4000108	1	VALVE\ELEC\30GPM\24V\2POS
15	4000111	1	VALVE\HYD\1SP\SPRNG;CNTR
16	4000130	1	VALVE\HYD\SOLENOID\24V
17	HOSE_1	1	
18	HOSE_7	1	
19	HOSE_10	1	
20	HOSE_15	1	

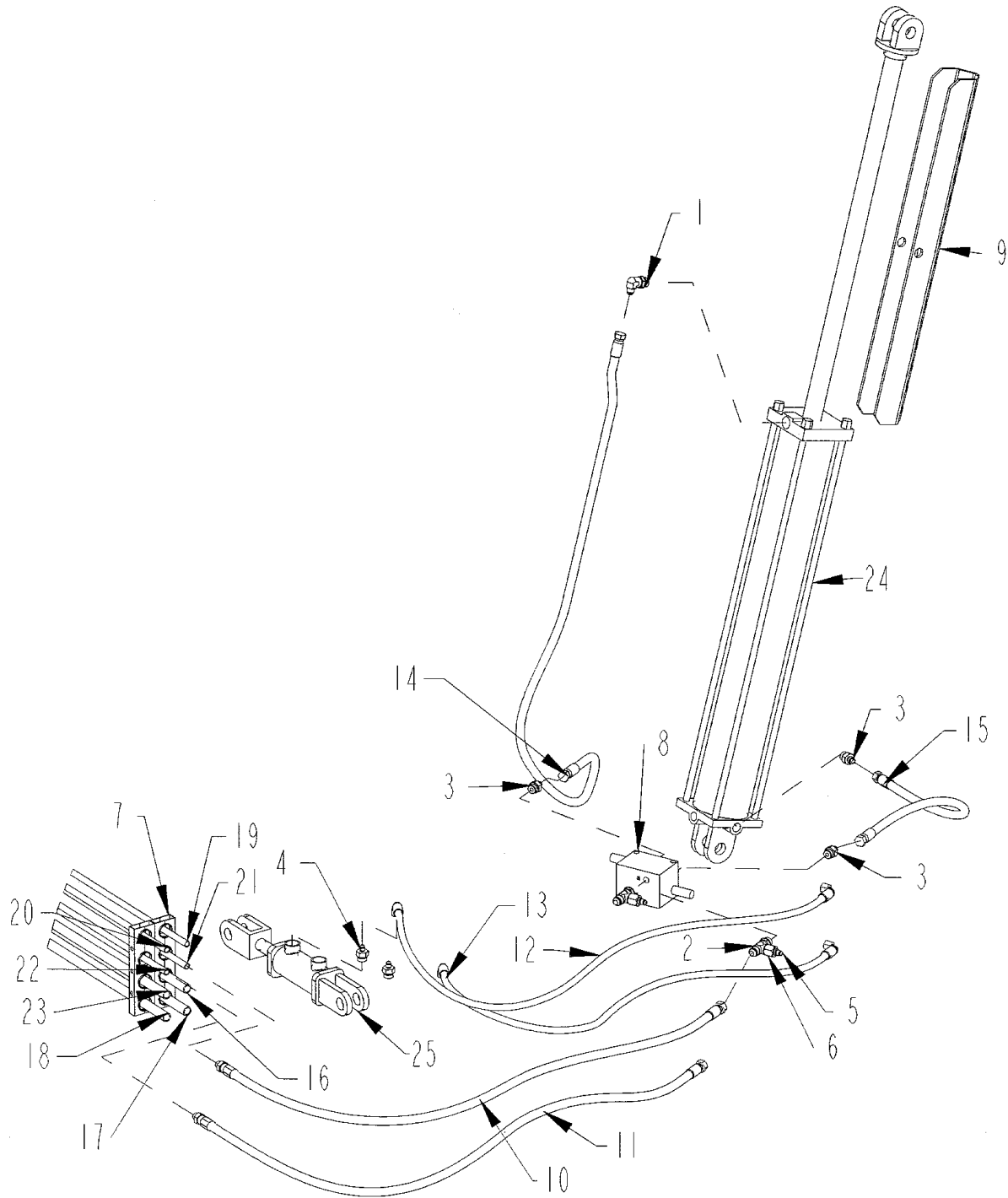
CONTROL PANEL: CONVEYOR RUN WITH HYDRAULIC HOSES AND FITTINGS #2



**CONTROL PANEL: CONVEYOR RUN WITH HYDRAULIC HOSES
AND FITTINGS #2**

ITEM	PART NO.	QTY.	PART DESCRIPTION
1	3800551	4	CLAMP\HOSE\1-1/4\4HOLES
2	4000096	1	VLV\HYD\W\DETENT
3	4000111	1	VALVE\HYD\1SP\SPRING;CNTR
4	HOSE5	1	
5	HOSE8	1	
6	HOSE9	1	
7	HOSE11	1	
8	HOSE12	1	
9	HOSE13	1	
10	HOSE14	1	
11	HOSE16	1	
12	HOSE_7	1	
13	TUBE5	1	
14	TUBE7	1	
15	TUBE8	1	
16	TUBE_1	1	
17	TUBE_2	1	
18	TUBE_3	1	
19	TUBE_4	1	
20	TUBE_6	1	

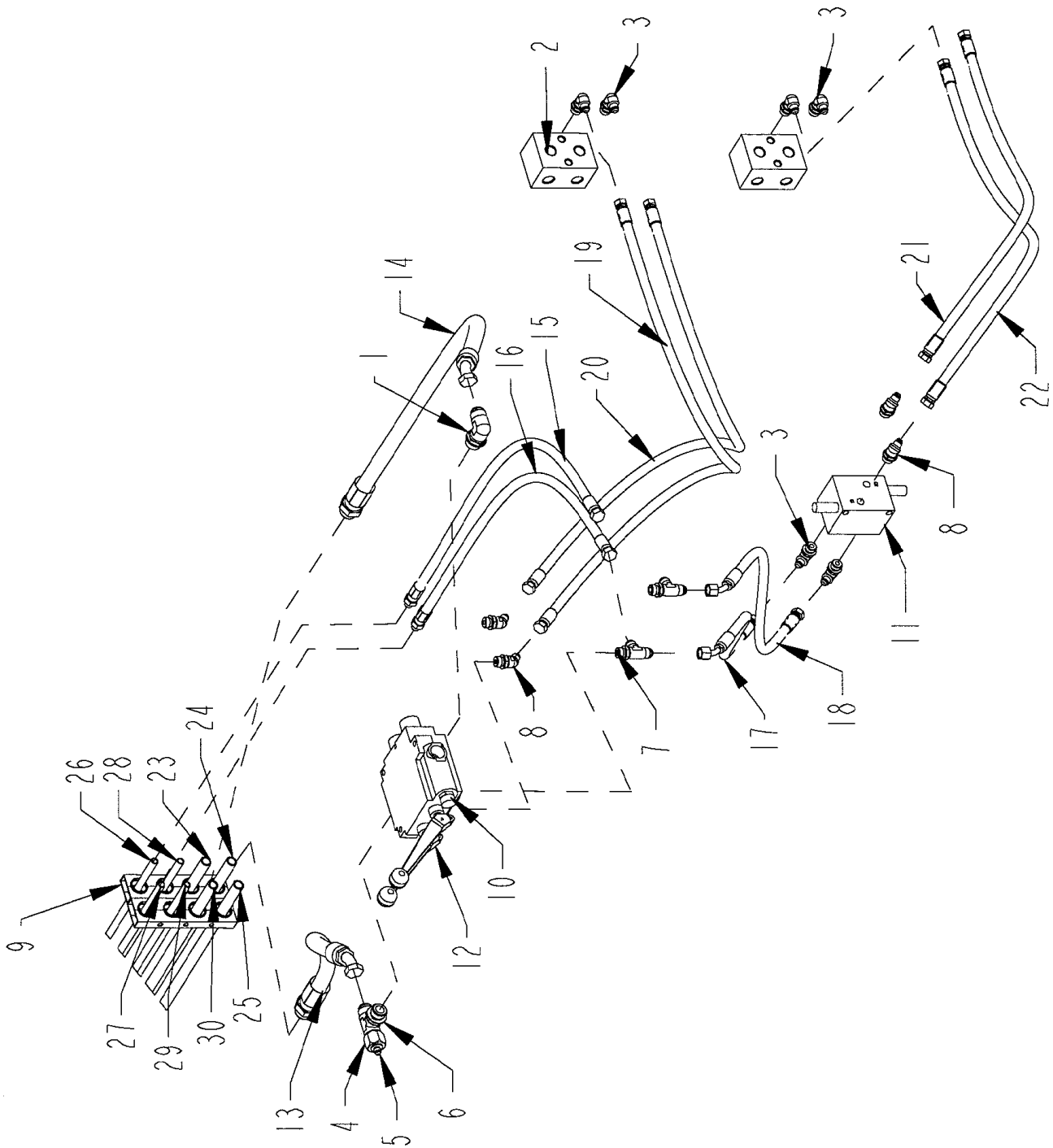
TUB TILT HYDRAULIC ASSEMBLY



TUB TILT HYDRAULIC ASSEMBLY

ITEM	PART NO.	QTY.	PART DESCRIPTION
1	3800453	1	FTG\3/4MORX9/16MJIC\90
2	3800483	2	FTG\3/4MORX3/4MJICX3/4MJIC\RUN;TEE
3	3800530	3	FTG3/4MORX9/16MJIC\ST
4	3800531	2	FTG3/4MORX7/16MJIC\ST
5	3800543	2	FTG\3/4FJICX7/16MJIC\ADPT
6	3800549	2	FTG\3/4NUTFJICS
7	3800551	4	CLAMP\HOSE\1-1/4\4HOLES
8	4000084	1	VALVE\HYD\30GPM\DBL\HOLD
9	4702492	1	STOP\CYL\PLFRM
10	HOSE31	1	
11	HOSE32	1	
12	HOSE33	1	
13	HOSE34	1	
14	HOSE44	1	
15	HOSE45	1	
16	TUBE5	1	
17	TUBE7	1	
18	TUBE8	1	
19	TUBE_1	1	
20	TUBE_2	1	
21	TUBE_3	1	
22	TUBE_4	1	
23	TUBE_6	1	
24	4100144	1	CYL\HYD\4X30\1-3/4ROD
25	4100189	1	CYL\HYD\2X2-1/2\1-ROD

HYDRAULIC CONVEYOR CYLINDER VALVES WITH HOSES AND FITTINGS

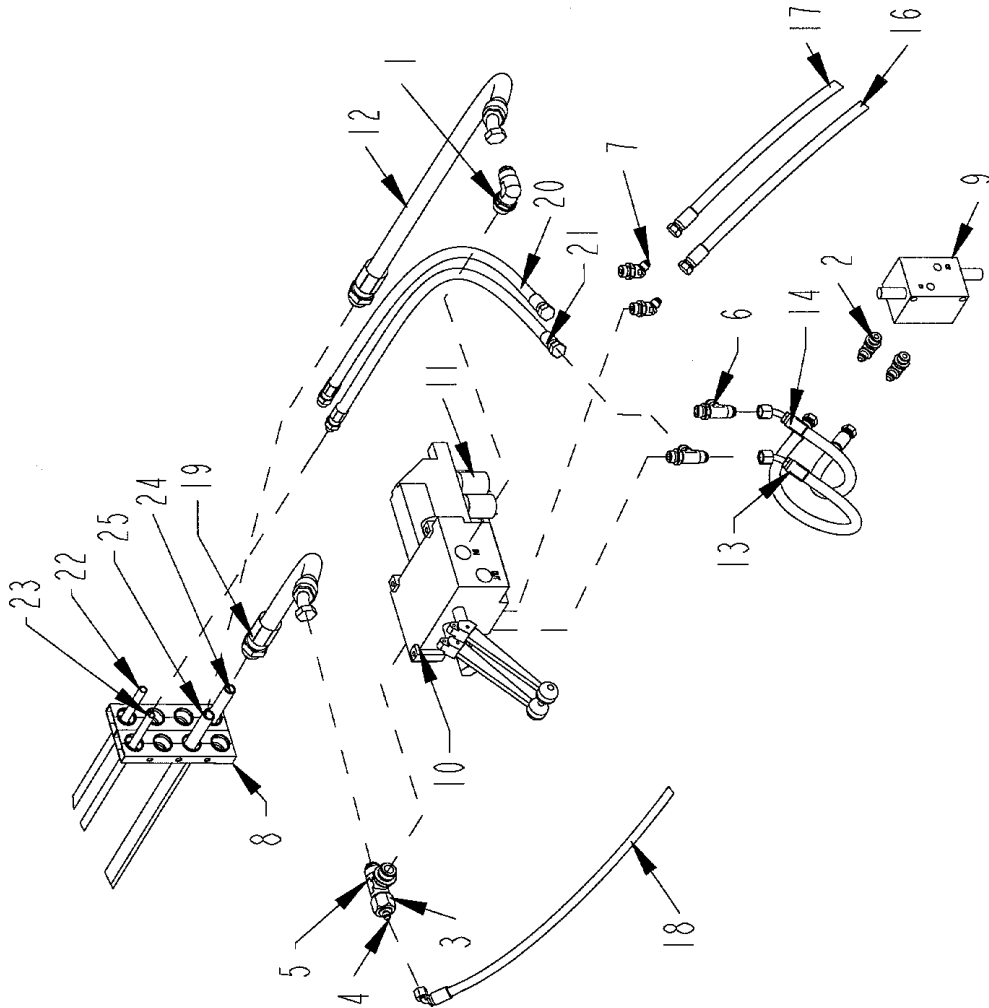


HYDRAULIC CONVEYOR CYLINDER VALVES WITH HOSES AND FITTINGS

ITEM	PART NO.	QTY.	PART DESCRIPTION
1	3800279	1	FTG\1-1/16MORX1-1/16MJIC\90
2	3800428	2	MNFLD\DBL;TEE\BLK\3/4FOR
3	3800453	6	FTG\3/4MORX9/16MJIC\90
4	3800462	1	FTG\1-1/16NUTFJICS
5	3800465	1	FTG\1-1/16FJICX7/16MJIC\ADPT
6	3800481	1	FTG\1-1/16MJICX1-1/16MJICX1-1/16MOR\BR;TEE
7	3800483	2	FTG\3/4MORX3/4MJICX3/4MJIC\RUN;TEE
8	3800533	4	FTG\3/4MORX9/16MJIC\45
9	3800551	4	CLAMP\HOSE\1-1/4\4HOLES
10	4000065	1	NON-ADJUSTABLE RELIEF VALVE,1800P
11	4000084	1	VALVE\HYD\30GPM\DBL\HOLD
12	4000093	1	VALVE\HYD\2-SPL\3POS-4W\FOR-THRD (CONVEYOR LIFT AND FOLD VALVE)
13	HOSE21	1	
14	HOSE22	1	
15	HOSE35	1	
16	HOSE36	1	
17	HOSE_29	1	
18	HOSE_30	1	
19	HOSE_51	1	
20	HOSE_52	1	
21	HOSE_53	1	
22	HOSE_54	1	
23	TUBE5	1	
24	TUBE7	1	
25	TUBE8	1	
26	TUBE_1	1	
27	TUBE_2	1	
28	TUBE_3	1	
29	TUBE_4	1	
30	TUBE_6	1	

SEE PAGE 54-55 "BELLY ORBIT MOTOR WITH HYDRAULIC HOSES AND FITTINGS" FOR OTHER CONNECTIONS

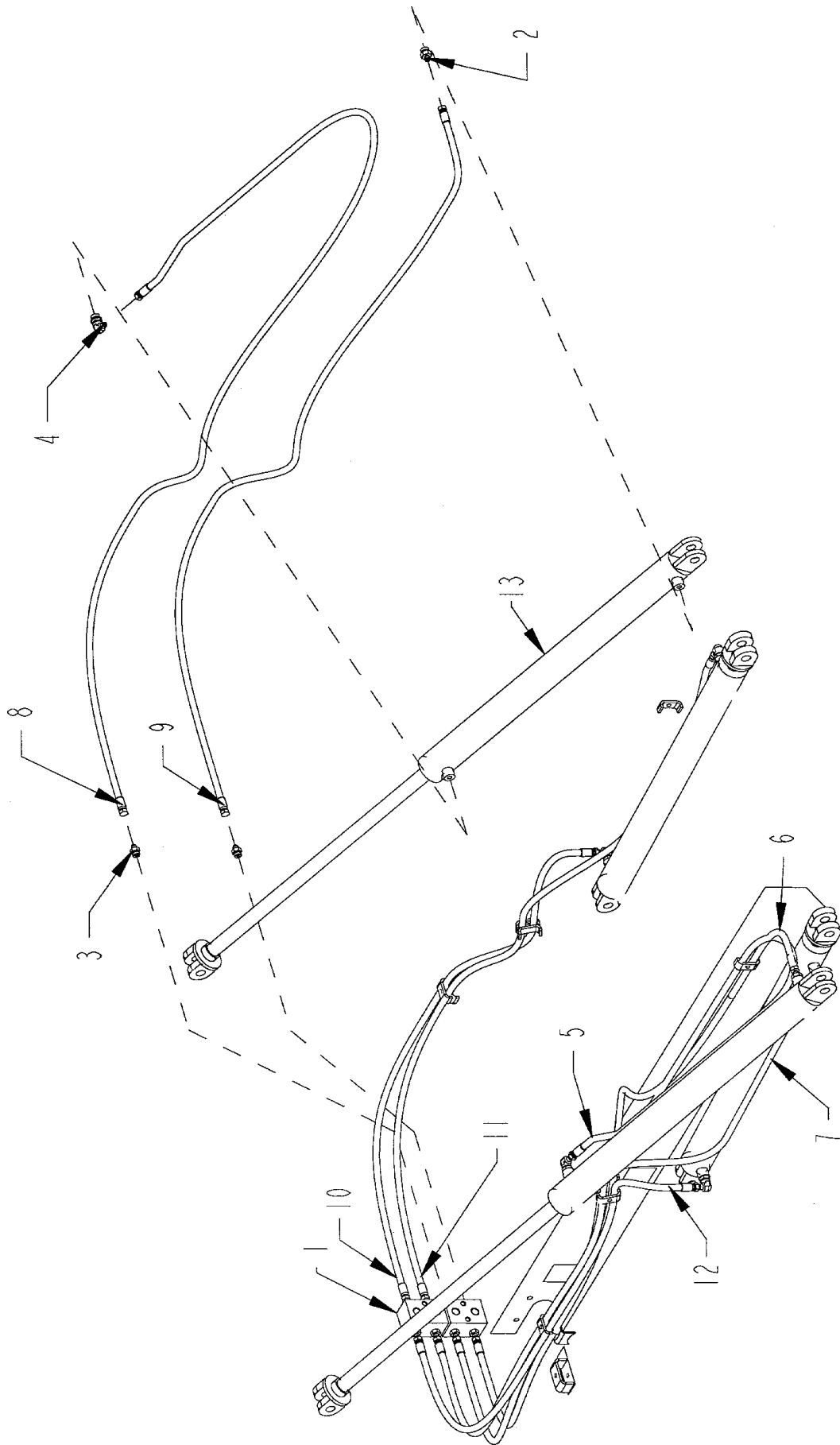
HYDRAULIC CONVEYOR CYLINDER VALVES WITH HOSES AND FITTINGS FOR REMOTE RADIO OPTION



HYDRAULIC CONVEYOR CYLINDER VALVES WITH HOSES AND FITTINGS FOR REMOTE RADIO OPTION

ITEM	PART NO.	QTY.	PART DESCRIPTION
1	3800279	1	FTG\1-1/16MORX1-1/16MJIC\90
2	3800453	2	FTG\3/4MORX9/16MJIC\90
3	3800462	1	FTG\1-1/16NUTFJICS
4	3800465	1	FTG\1-1/16FJICX7/16MJIC\ADPT
5	3800481	1	FTG\1-1/16MJICX1-1/16MJICX1-1/16MOR\BR;TEE
6	3800483	2	FTG\3/4MORX3/4MJICX3/4MJIC\RUN;TEE
7	3800533	2	FTG\3/4MORX9/16MJIC\45
8	3800551	4	CLAMP\HOSE\1-1/4\4HOLES
9	4000084	1	VALVE\HYD\30GPM\DBL\HOLD
10	4000105	1	VALVE\HYD\20GPM\25SPL\24V\EXPILOT
11	4000117	2	VALVE\HYD\SOLENOID\24V
12	HOSE22A	1	
13	HOSE29A	1	
14	HOSE30A	1	
15	HOSE36A	1	
16	HOSE51A	1	
17	HOSE52A	1	
18	HOSE_28	1	
19	HOSE_21A	1	
20	HOSE_35A	1	
21	HOSE_36A	1	
22	TUBE1A	1	
23	TUBE2A	1	
24	TUBE7A	1	
25	TUBE_6	1	

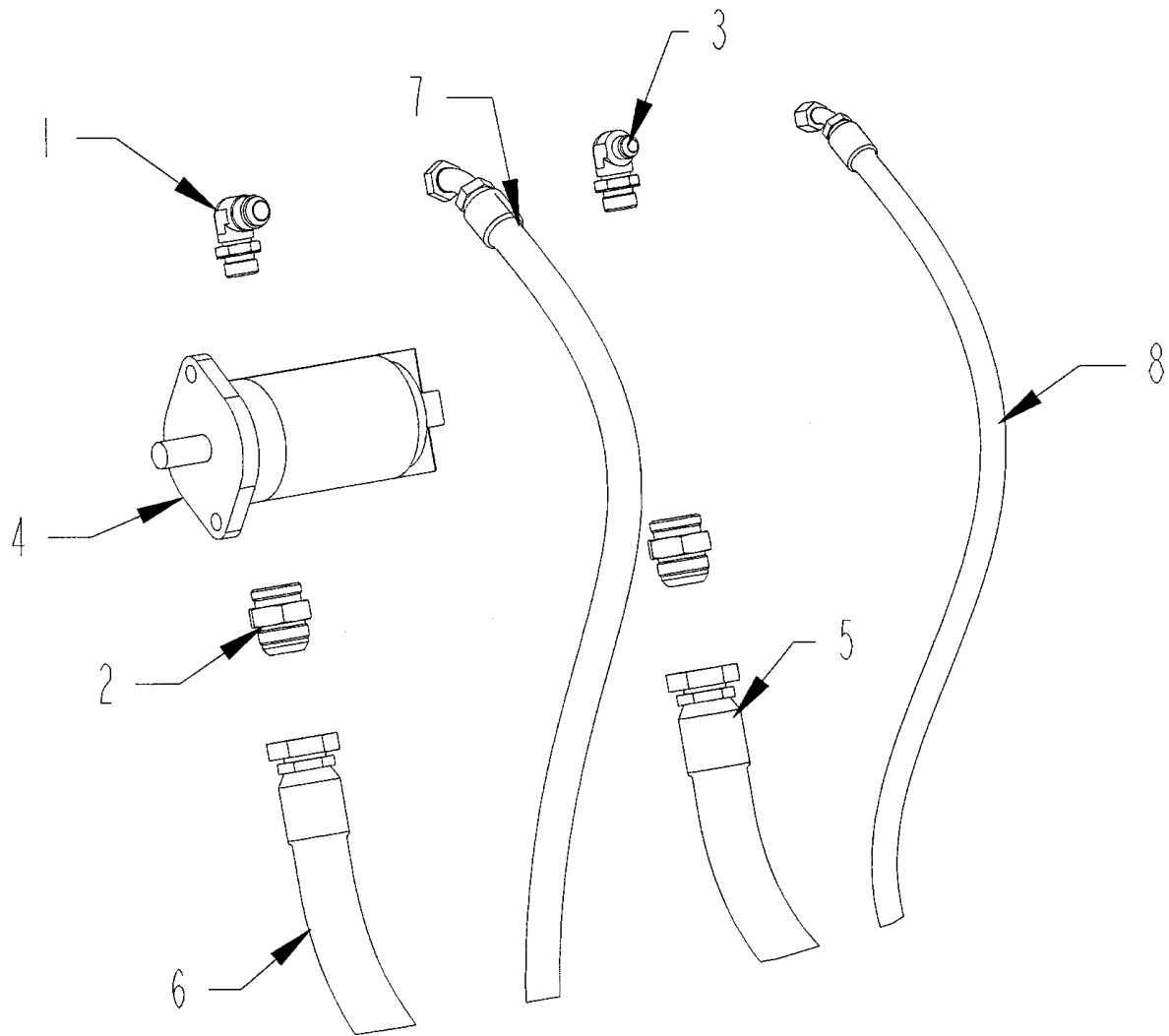
HYDRAULIC CONVEYOR CYLINDERS WITH HOSES AND FITTINGS



HYDRAULIC CONVEYOR CYLINDERS WITH HOSES AND FITTINGS

ITEM	PART NO.	QTY.	PART DESCRIPTION
1	3800428	2	MNFLD\DBL;TEE\BLK\3/4FOR
2	3800529	2	FTG\7/8MORX9/16MJIC\ST
3	3800530	8	FTG\3/4MORX9/16MJIC\ST
4	3800538	6	FTG\7/8MORX9/16MJIC\90
5	HOSE55	1	
6	HOSE56	1	
7	HOSE58	1	
8	HOSE59	1	
9	HOSE60	1	
10	HOSE61	1	
11	HOSE62	1	
12	HOSE_57	1	
13	4100175	4	CYL\HYD\3X36\PARALLEL

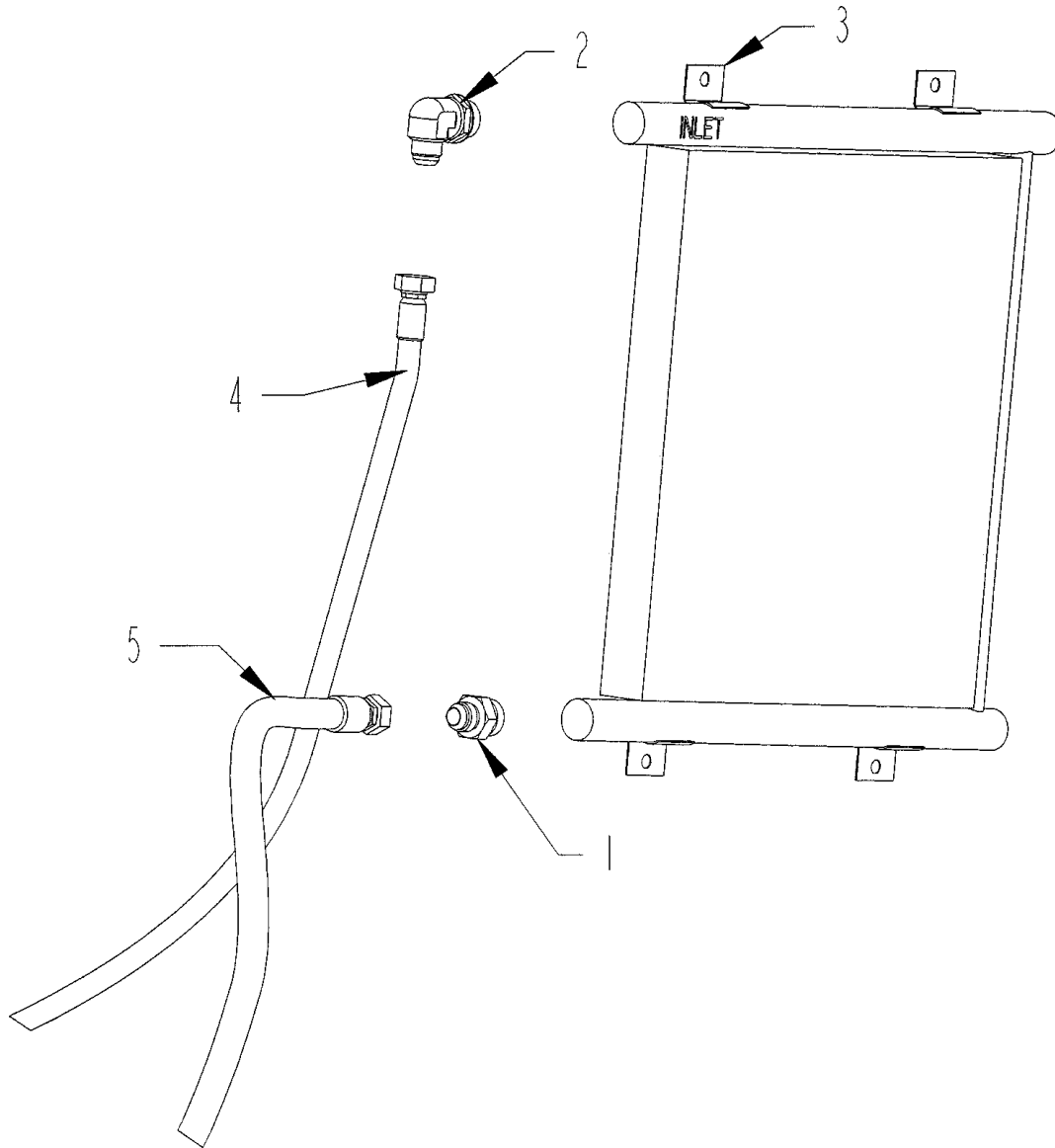
HYDRAULIC PUMP WITH HOSES AND FITTINGS



HYDRAULIC PUMP WITH HOSES AND FITTINGS

ITEM	PART NO.	QTY.	PART DESCRIPTION
1	3800279	1	FTG\1-1/16MORX1-1/16MJIC\90
2	3800470	2	FTG\1-5/8MORX1-5/8MJIC\ST
3	3800536	1	FTG\1-1/16MORX3/4MJIC\90
4	4200030	1	20/15 DBL PUMP-WEBSTER
5	HOSE3	1	
6	HOSE4	1	
7	HOSE5	1	
8	HOSE6	1	

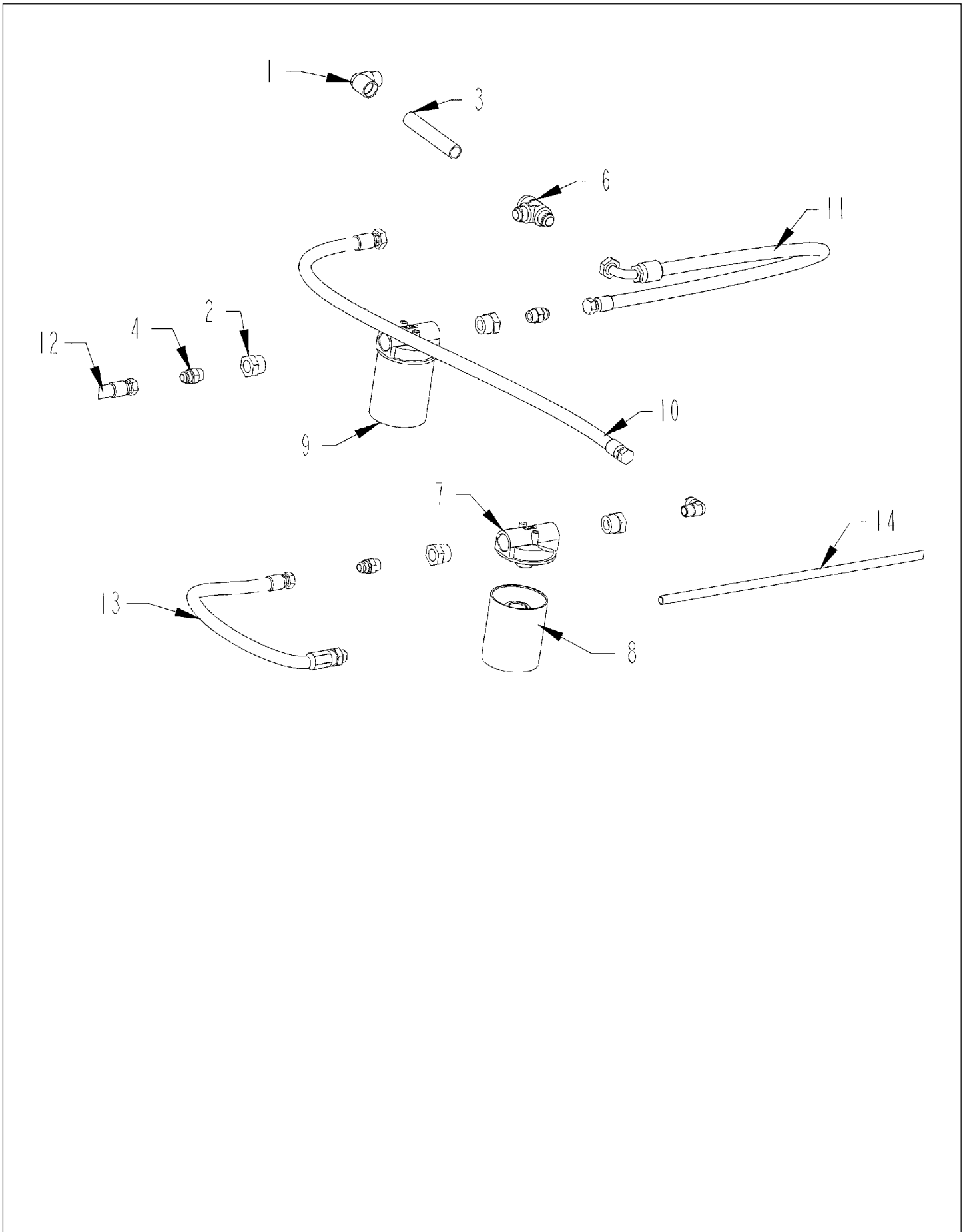
HYDRAULIC COOLER WITH HOSES AND FITTINGS



HYDRAULIC COOLER WITH HOSES AND FITTINGS

ITEM	PART NO.	QTY.	PART DESCRIPTION
1	3800526	1	FTG\1-5/16MORX1-1/16MJIC\ST
2	3800534	1	FTG\1-5/16MORX1-1/16MJIC\90
3	4000127	1	RAD\HYD\19-3/4X23X2\1-5/16FOR
4	HOSE48	1	
5	HOSE49	1	

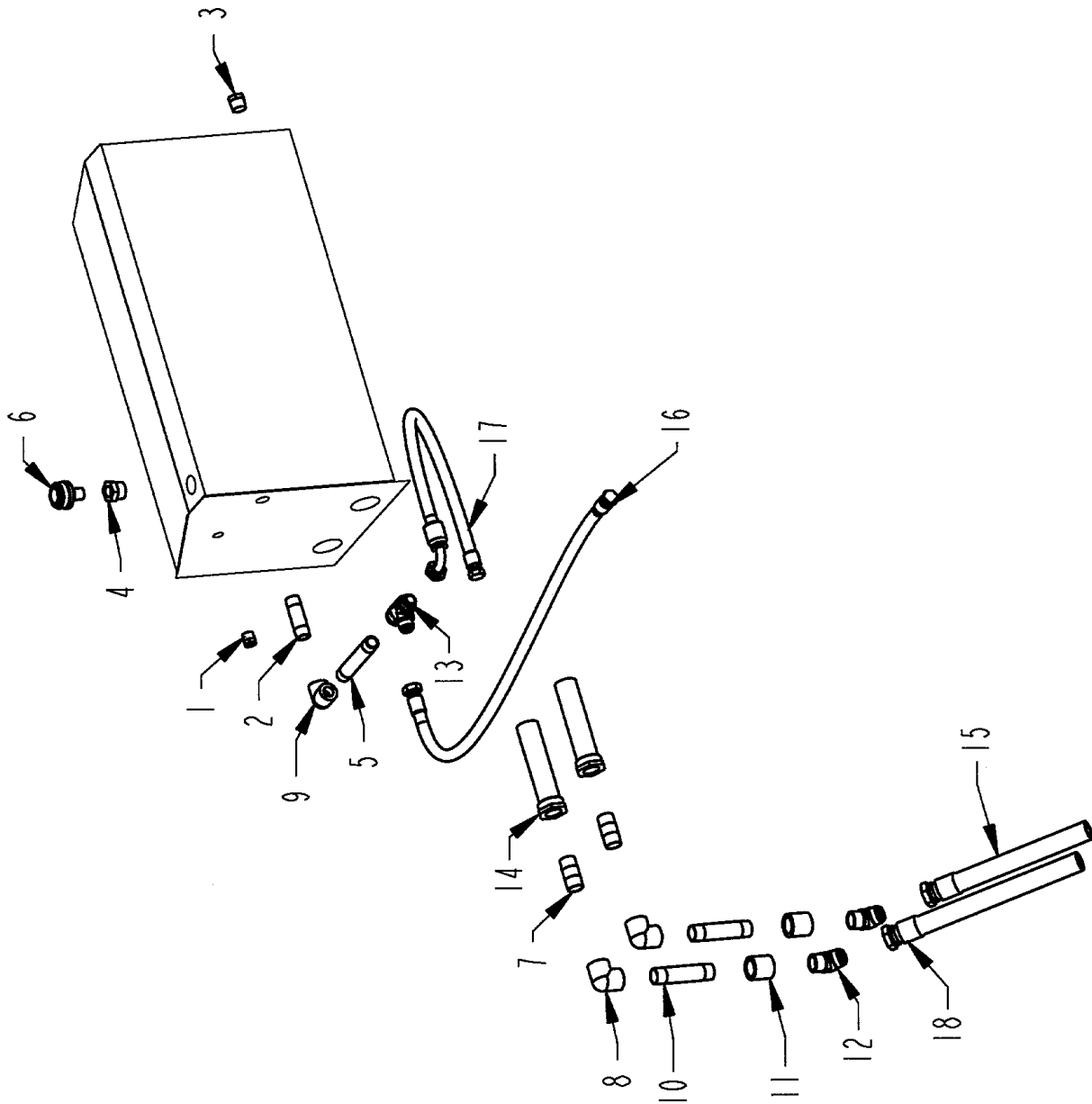
HYDRAULIC FILTERS WITH HOSES AND FITTINGS



HYDRAULIC FILTERS WITH HOSES AND FITTINGS

ITEM	PART NO.	QTY.	PART DESCRIPTION
1	3800021	1	FTG\1MPX1FP\90\ST;EL
2	3800155	4	FTG\1-1/4MPX3/4FP\BUSH
3	3800215	1	FTG\1MPX7\NIPPLE
4	3800539	3	FTG\3/4MPX1-1/16MJIC\ST\SOLID
5	3800541	1	FTG\1-1/16MJICX3/4MP\90
6	3800544	1	FTG\1FPX1-5/16MJICX1-5/16MJIC
7	4400001	2	FLTR\BASE\1-1/4FP\5.1D
8	4400016	2	FLTR\ELMT\10MICRON\5.1ID
9	4400017	2	FLTR\COMP\10MICRON\5.1ID
10	HOSE46	1	
11	HOSE47	1	
12	HOSE49	1	
13	HOSE50	1	
14	TUBE7	1	

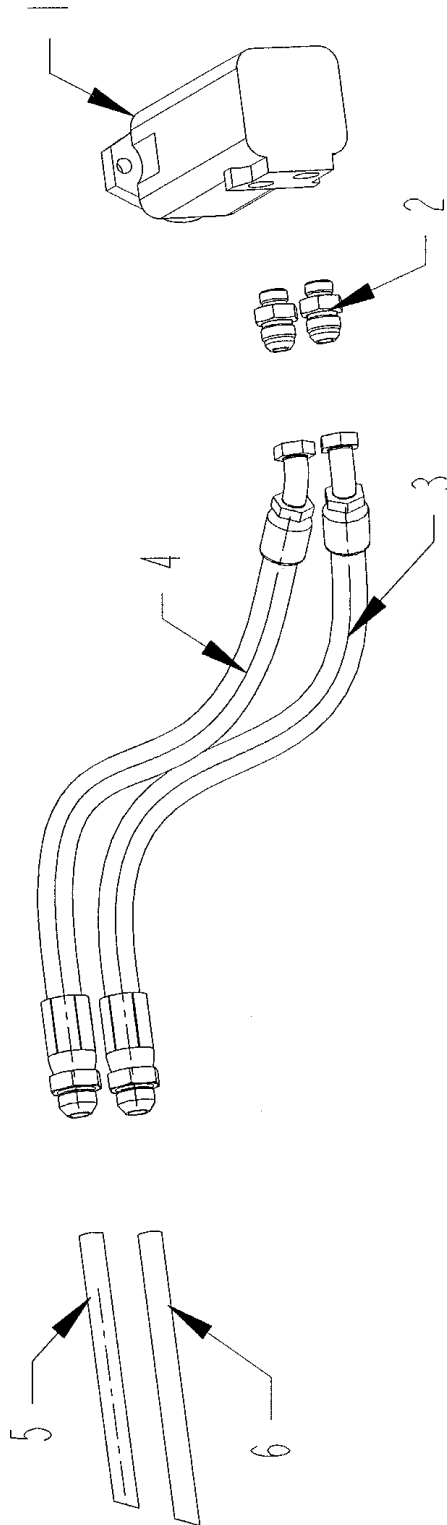
HYDRAULIC TANK WITH HOSES AND FIXTURES



HYDRAULIC TANK WITH HOSES AND FIXTURES

ITEM	PART NO.	QTY.	PART DESCRIPTION
1	3800137	1	FTG\3/4MP\SIGHT:GLASS
2	3800147	1	FTG\1MPX4\NPL
3	3800149	1	FTG\1MP\PLUG\HEX
4	3800155	1	FTG\1-1/4MPX3/4FP\BUSH
5	3800215	1	FTG\1MPX7\NPL
6	3800253	1	FTG\3/4MP\VENT
7	3800508	2	FTG\1-1/4MPX3\NPL
8	3800509	2	FTG\1-1/4FPX1-1/4FP\90
9	3800510	1	FTG\1FPX1FP\90
10	3800516	2	FTG\1-1/4MPX6\NPL
11	3800517	2	FTG\1-1/4FP\CPLG
12	3800540	2	FTG\1-1/4MPX1-5/8MJIC/45
13	3800544	1	FTG\1FPX1-5/16MJICX1-5/16MJIC
14	4400007	2	FLTR\SCRN\2MPX1-1/4FP\25GPM
15	HOSE3EC	1	
16	HOSE46EC	1	
17	HOSE47EC	1	
18	HOSE4EC	1	

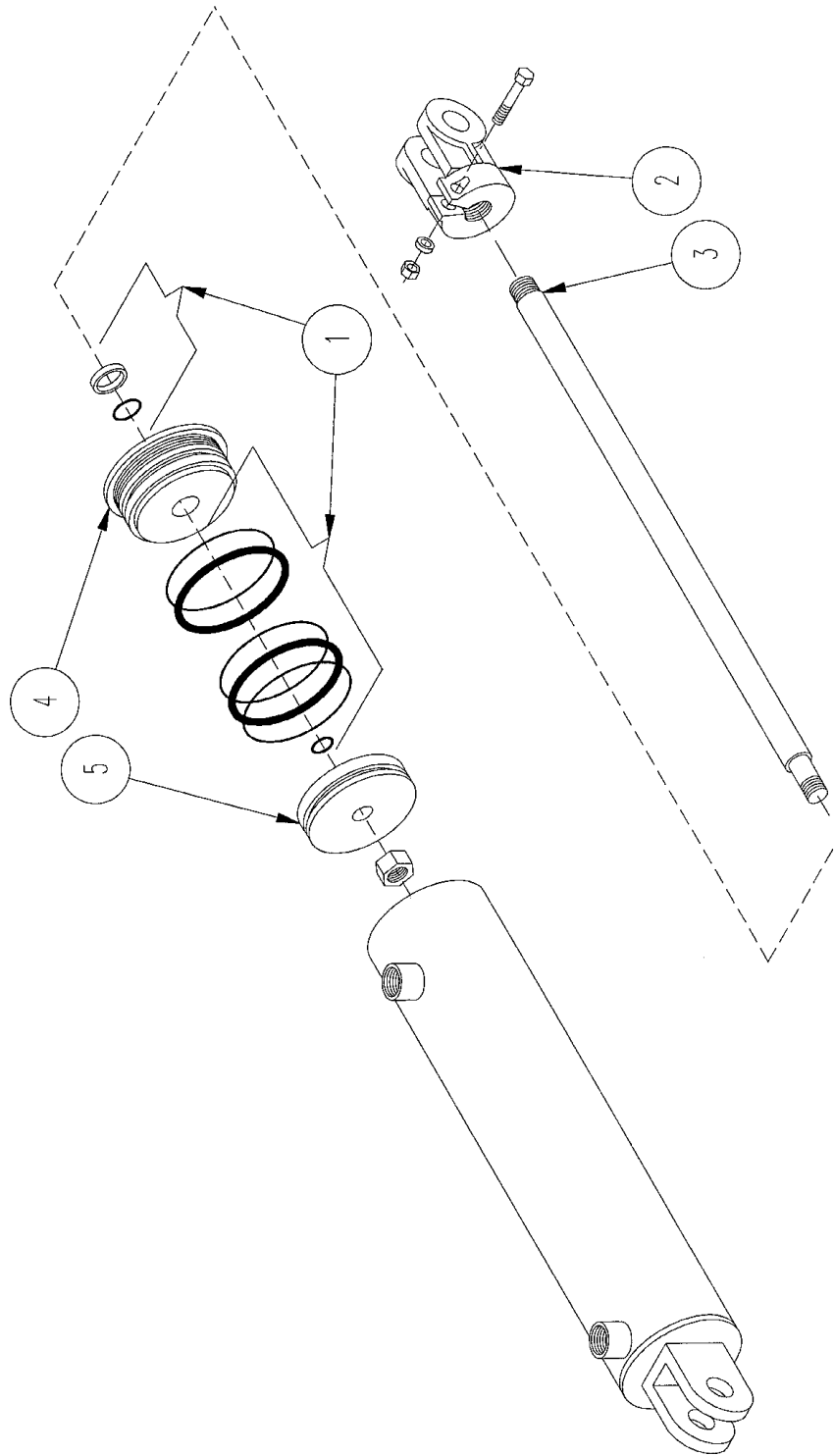
REAR CONVEYOR ORBIT MOTOR WITH HOSES AND FITTINGS



REAR CONVEYOR ORBIT MOTOR WITH HOSES AND FITTINGS

ITEM	PART NO.	QTY.	PART DESCRIPTION
1	3900010	1	MTR\HYD\24\2000\SAE;A
2	3800527	2	FTG\7\8MORX1-1\16MJIC\ST
3	HOSE26	1	
4	HOSE27	1	
5	TUBE9	1	
6	TUBE10	1	

HYDRAULIC CYLINDER SEALS AND OTHER ITEMS

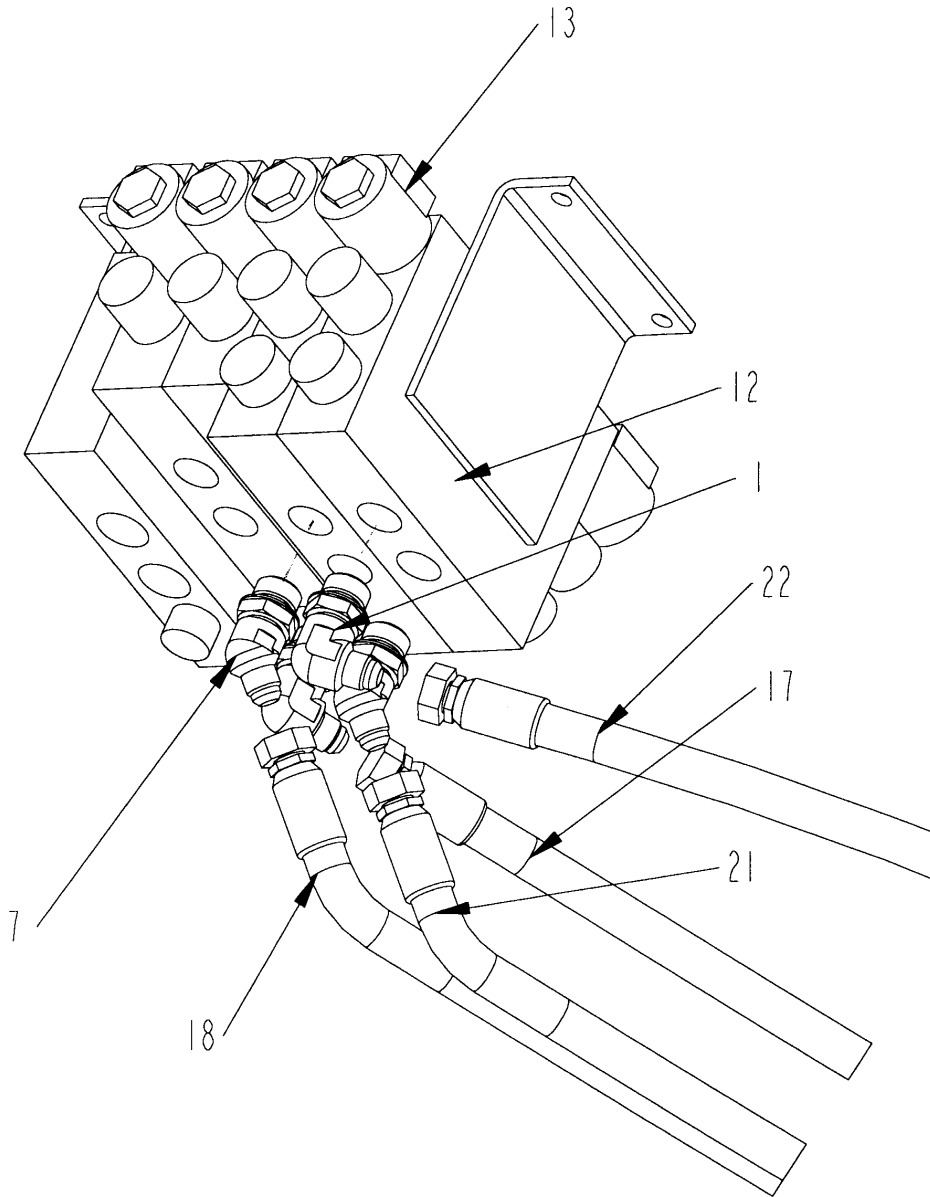


HYDRAULIC CYLINDER SEALS AND OTHER ITEMS

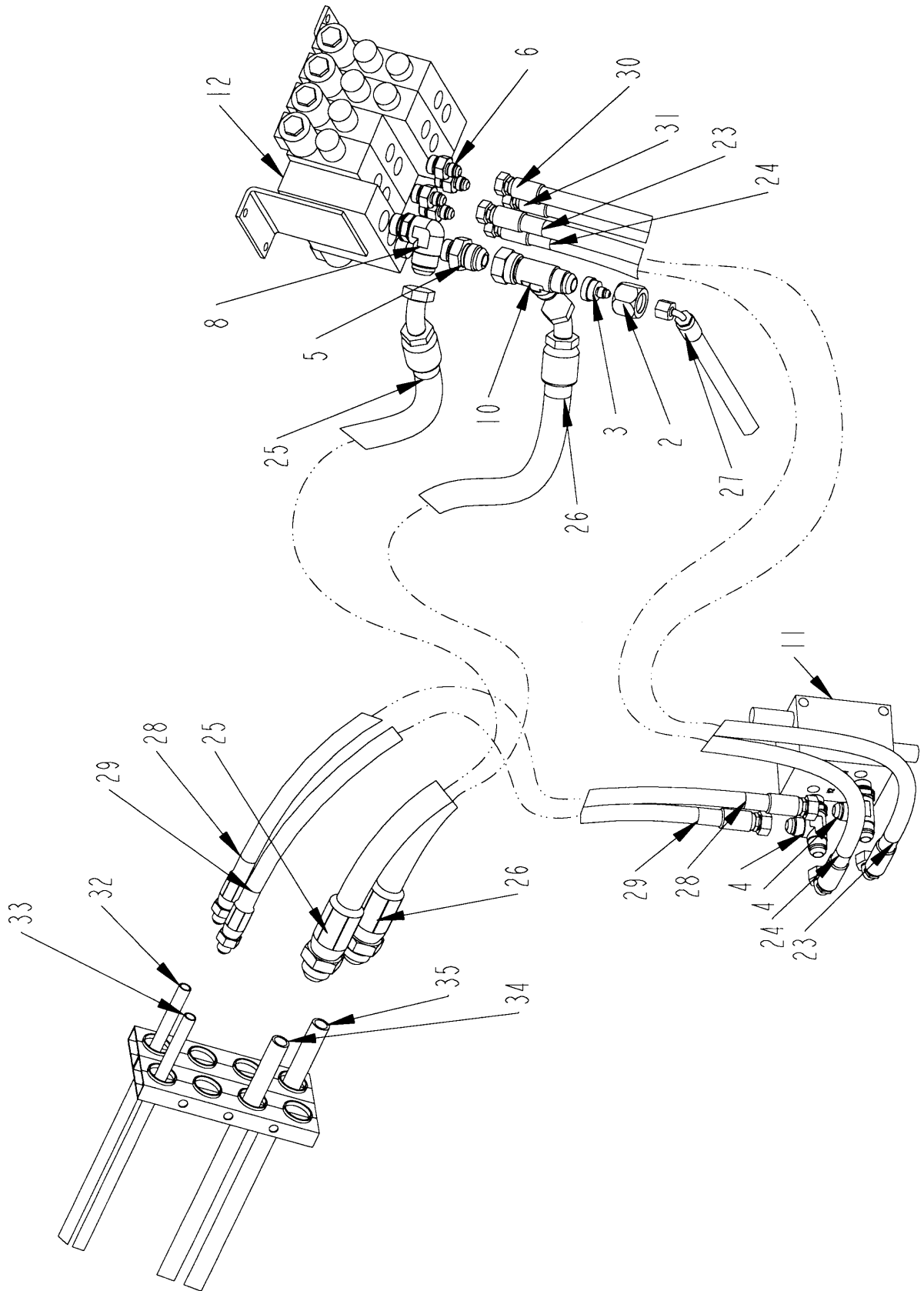
ITEM	PART NO.	QTY.	PART DESCRIPTION
	4100175		CYL\HYD\3X36\PARALLEL\CLEVIS\7/8\FOR\R6-30HB2-36
1	4100103	1	CYL\HYD\KIT\SEAL\3\1-1/2" ROD
2	4100132	1	CYL\HYD\YOKE
3	4100174	1	CYL\HYD\ROD\1-1/2\3X36
4	4100102	1	CYL\HYD\GLAND\1-1/2" ROD
5	4100104	1	CYL\HYD\PISTON\3"

ITEM	PART NO.	QTY.	PART DESCRIPTION
	4100144		CYL\HYD\4X30\1-3/4" ROD\CLEVIS ENDS\O-RING PORTS
1	4100180	1	CYL\SEAL\4X30\1-3/4 ROD
2	4100181	1	CYL\YOKE\4X30\1-3/4 ROD
3	4100182	1	CYL\ROD\4X30\1-3/4 ROD
4	4100183	1	CYL\GLAND\4X30\1-3/4 ROD
5	4100184	1	CYL\PISTON\4X30\1-3/4 ROD

TUB COVER REAR VALVE - CYLINDER LINES

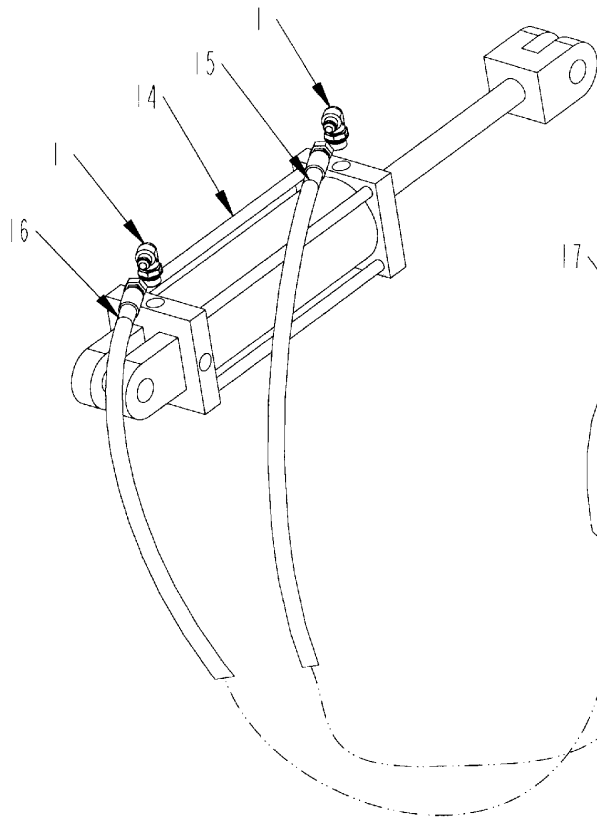


TUB COVER REAR VALVE - SUPPLY LINES

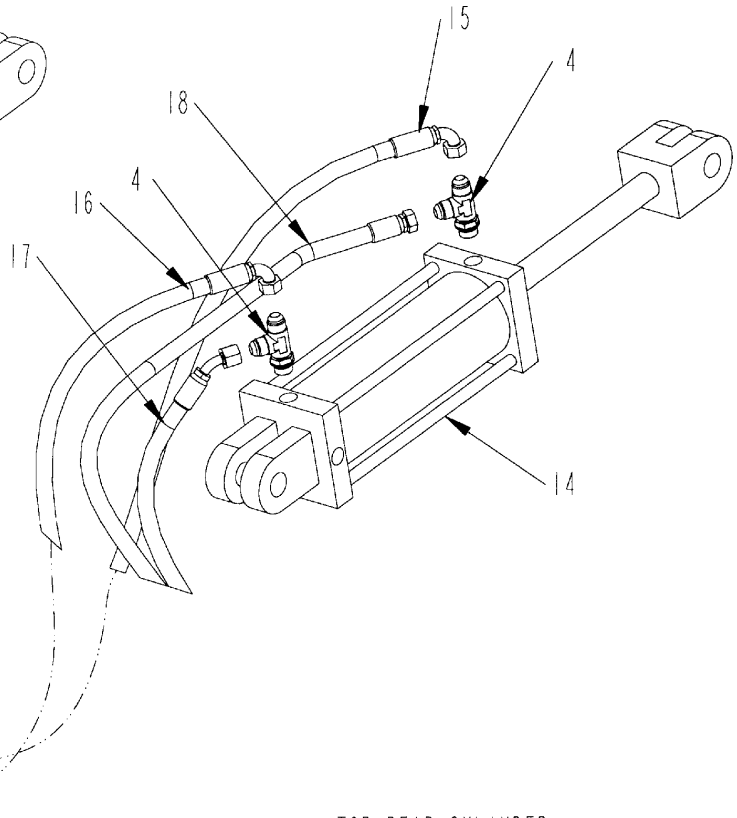


TUB COVER - UPPER & LOWER HYDRAULIC CYLINDERS

UPPER HYDRAULIC CYLINDERS

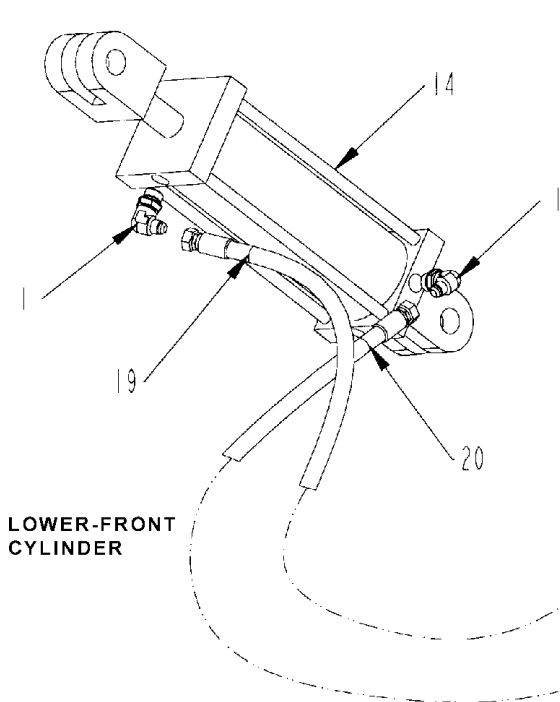


TOP-FRONT CYLINDER

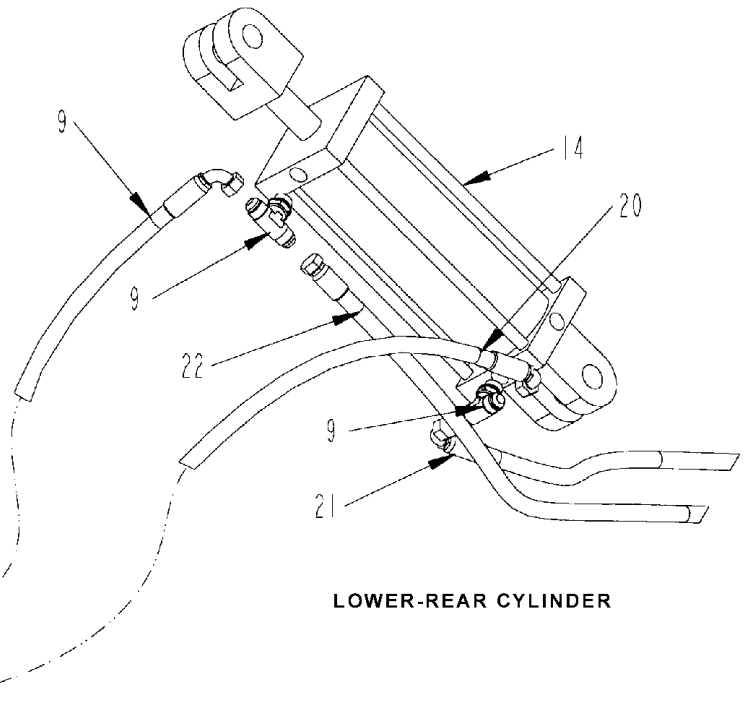


TOP-REAR CYLINDER

LOWER HYDRAULIC CYLINDERS



LOWER-FRONT CYLINDER



LOWER-REAR CYLINDER

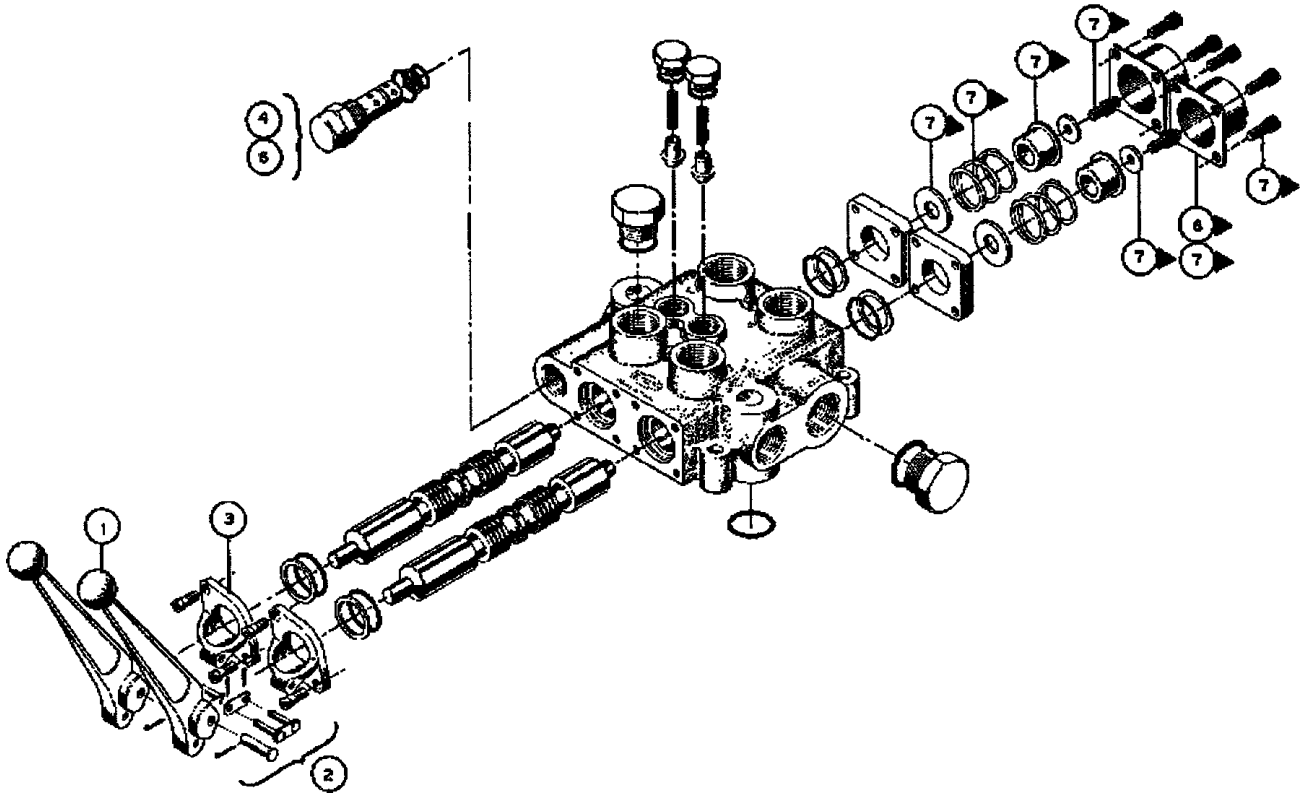
TUB COVER HYDRAULICS - PARTS LIST

ITEM	PART	QTY.	PART DESCRIPTION
1	3800453	6	FTG\3/4MORX9/16MJIC\90
2	3800462	1	FTG\1-1/16NUTFJICS
3	3800465	1	FTG\1-1/16FJICX7/16MJIC\ADPT
4	3800483	4	FTG\3/4MORX3/4MJICX3/4MJIC\RUN;TEE
5	3800527	1	FTG\7/8MORX1-1/16MJIC\ST
6	3800530	4	FTG\3/4MORX9/16MJIC\ST
7	3800533	2	FTG\3/4MORX9/16MJIC\45
8	3800535	1	FTG\7/8MORX1-1/16MJIC\90
9	3800588	2	FTG\3/4MJICX3/4MJICX3/4MOR\TEE
10	3800670	1	FTG\1-1/16FJICX1-1/16MJICX1-1/16MJIC\RUN;TEE
11	4000084	1	VALVE\HYD\30GPM\DBL\HOLD
12	4000178	1	VALVE\HYD\4SPL\24\TTC
13	4000195	9	SOL\HYD\12VDC\HYDRAFORCE
14	4100185	4	CYL\HYD\3-1/2X8\TIE
15	HOSE_01_TC10	1	RTRN TOP-FRT CYL TO RTRN TOP-REAR CYL
16	HOSE_02_TC10	1	PRESS TOP-FRT CYL TO PRESS TOP-REAR CYL
17	HOSE_03_TC10	1	PRESS TOP-REAR CYL TO VLV BNK
18	HOSE_04_TC10	1	RTRN TOP-REAR CYL TO VLV BNK
19	HOSE_05_TC10	1	RTRN LWR-FRT CYL TO RTRN LWR-REAR CYL
20	HOSE_06_TC10	1	PRESS LWR-FRT CYL TO RTRN LWR-REAR CYL
21	HOSE_07_TC10	1	PRESS LWR-REAR CYL TO VLV BNK
22	HOSE_08_TC10	1	RTRN LWR-REAR CYL TO VLV BNK
23	HOSE_09_TC10	1	VLV BNK TO CONV LIFT HOLD VLV
24	HOSE_10_TC10	1	VLV BNK TO CONV LIFT HOLD VLV
25	HOSE_11_TC10	1	TUBE 6 TO PRESS IN VLV BNK
26	HOSE_21B	1	TUBE 7 TO RETURN ON VLV BNK
27	HOSE_28B	1	CONV ORBIT CASE DRAIN TO RTRN ON VLV BNK
28	HOSE_35B	1	TUBE 1 TO CONV PRESS HOLD VLV
29	HOSE_36B	1	TUBE 2 TO CONV PRESS HOLD VLV
30	HOSE_51_B	1	CONV FOLD MANIFOLD TO VLV BNK
31	HOSE_52B	1	CONV FOLD MANIFOLD TO VLV BNK
32	TUBE_1_TC_PB	1	TUBE ALONG MAIN FRAME
33	TUBE_2_TC_PB	1	TUBE ALONG MAIN FRAME
34	TUBE_6_TC_PB	1	TUBE ALONG MAIN FRAME
35	TUBE_7_TC_PB	1	TUBE ALONG MAIN FRAME

4000093 (O-RING)

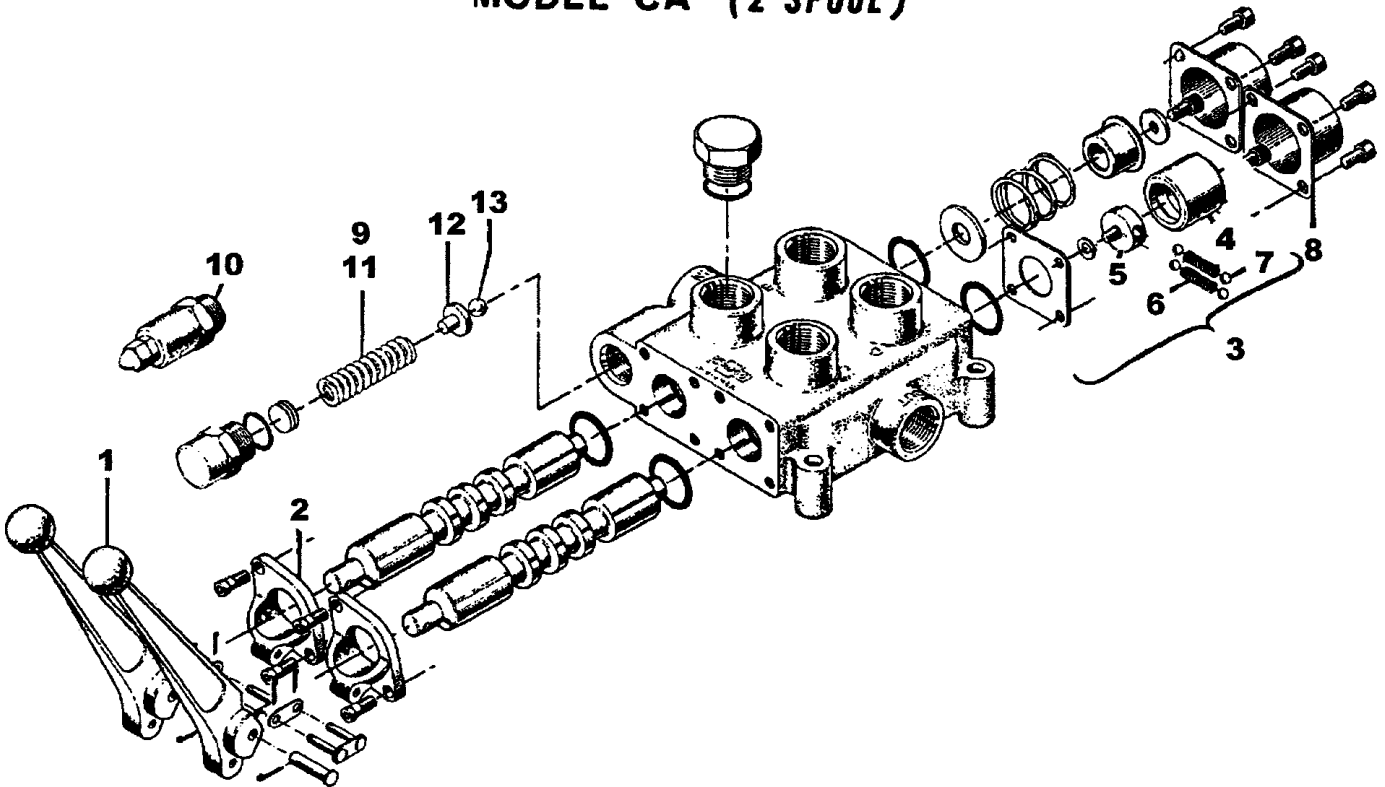
MODEL BA – two spool

Torque 9-11 Ft. Lbs.
on capscrews



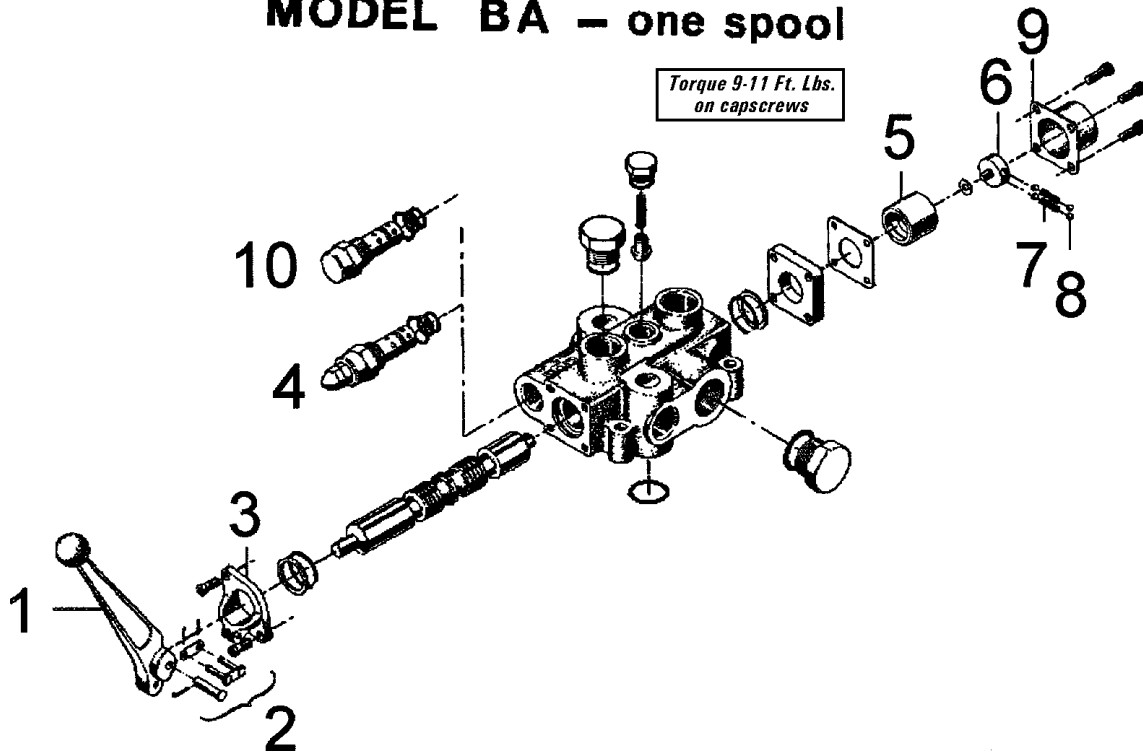
ITEM	PART	PART DESCRIPTION
1	4000001	HANDLE/HYD/VALVE BANK
2	4000002	CONNECTOR LINK W/PIN
3	4000004	BRKT/HYD/VALVE BANK
4	4000006	VALVEADJRELIEF
5	4000065	NON ADJ.VALVE
6	4000029	END CAP -HYD VALVE VALVE
7	4000106	VALVEKIT\SPRING\CENTER
	7501004	SEAL KIT
	4000010	VALVE\HYD\2-SPL\3POS-4WF PIPE THREAD
	4000093	VALVE\HYD\2-SPL\3POS-4WF ORING-THREAD

4000096
MODEL CA (2 SPOOL)



ITEM	PART	QTY.	DESCRIPTION
1	4000001	2	HANDLE/HYD/VALVE BANK
2	4000004	2	BRKT/HYD/VALVE BANK
3	4000021	1	DETENT SCREW ASSEMBLY
4	4000025	1	DETENT SLEEVE-HYD VALVE
5	4000026	1	DETENT RETAINER (SCREW)
6	4000027	2	DETENT SPRING-HYD VALVE
8	4000029	2	END CAP -HYD VALVE VALVE
7	4000028	4	BALL 1/4"STEEL-HYD VALVE
9	4000049	1	RELIEF VALVE SPRING 1250 TO 1750 PSI
10	4000066		1R0045 RELIEF PLUG
11	4000067		RELIEF VALVE SPRING 1750 TO 2250 PSI
12	4000068	1	1R0014 RELIEF SPRING GUID
13	4000069	1	2A0017-14 7/16 STEEL BALL
	4000096		VALVE\HYDW\DETENTO-RING
	4000050		VALVE\HYDW\DETENTPIPE THREAD

MODEL BA - one spool

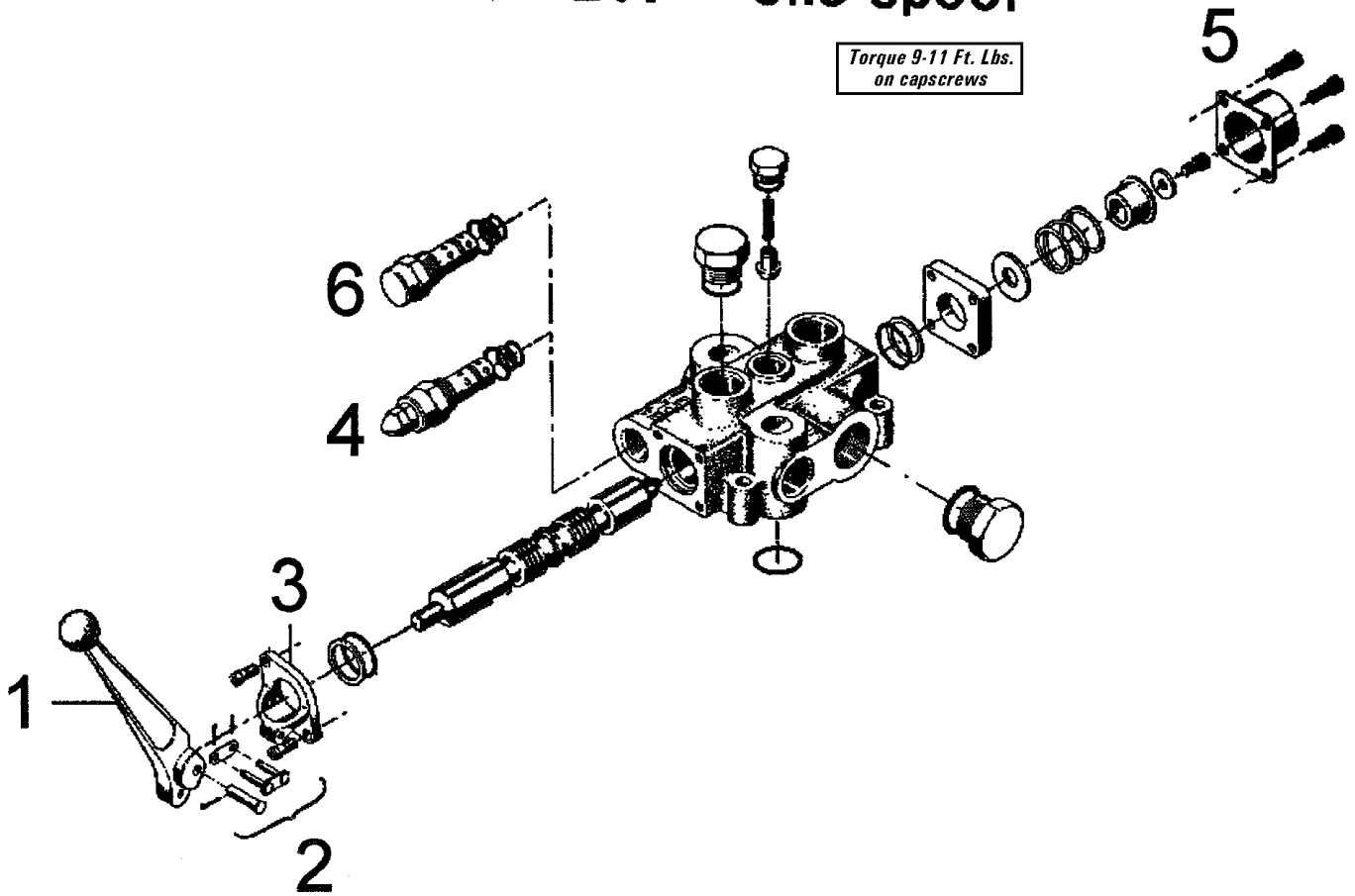


ITEM	PART	PART DESCRIPTION
1	4000001	HANDLE/HYD/VALVE BANK
2	4000002	CONNECTOR LINK W/PIN
3	4000004	BRKT/HYD/VALVE BANK
4	4000006	VALVEADJRELIEF
5	4000025	DETENT SLEEVE-HYD VALVE
6	4000026	DETENT RETAINER (SCREW)
7	4000027	DETENT SPRING-HYD VALVE
8	4000028	BALL 1/4"STEEL-HYD VALVE
9	4000029	(END CAP -HYD VALVE VALVE)
10	4000065	NON ADJ.VALVE 1R003710180
	4000021	DETENT SCREW ASSEMBLY FOR B&C VALVES
	7501013	SEAL KIT
	4000095	VALVE\HYD\1-SPLW\DETENT

4000111

MODEL BA – one spool

*Torque 9-11 Ft. Lbs.
on capscrews*

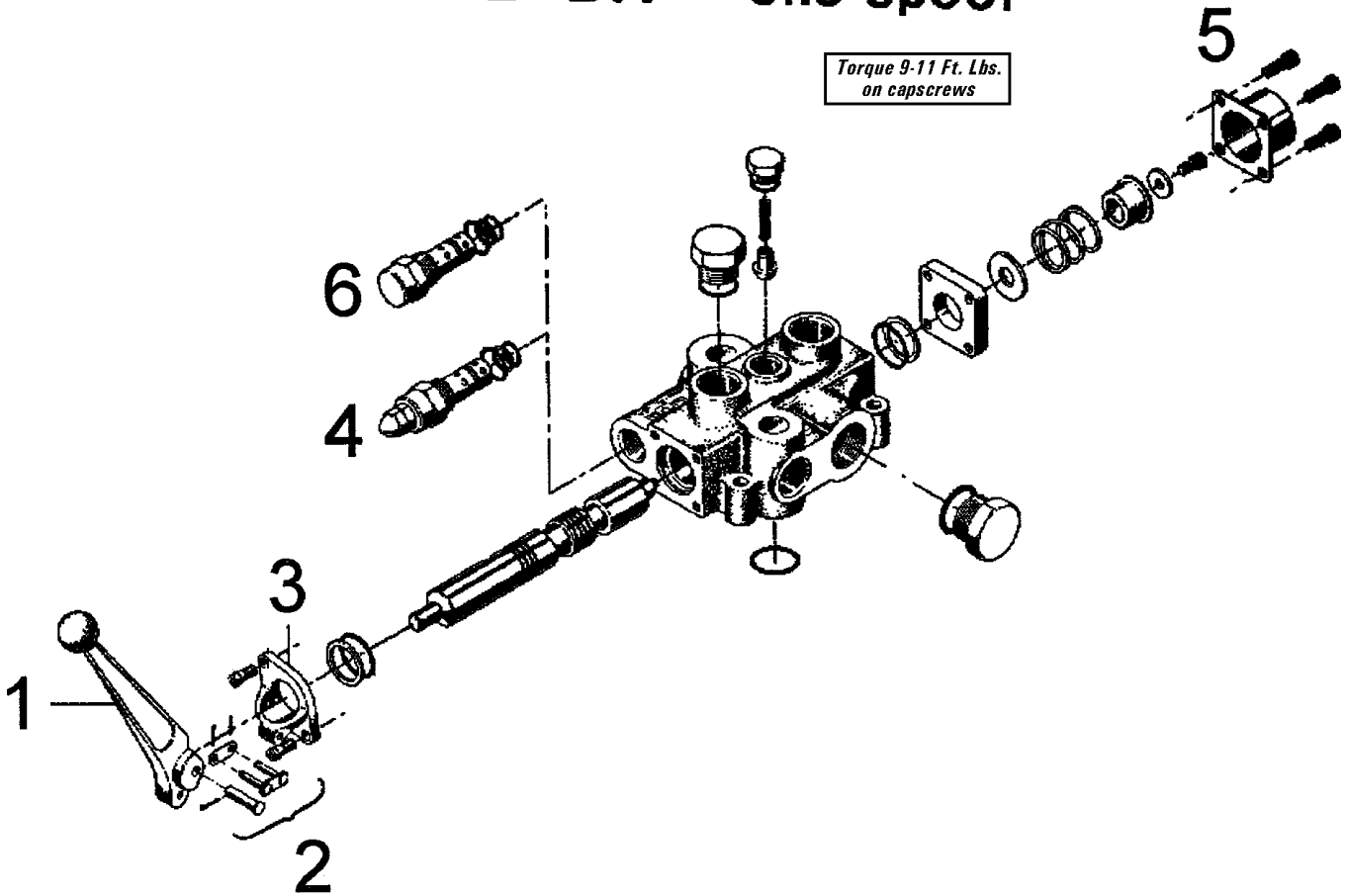


ITEM	PART	PART DESCRIPTION
1	4000001	HANDLE/HYD/VALVE BANK
2	4000002	CONNECTOR LINK W/PIN
3	4000004	BRKT/HYD/VALVE BANK
4	4000006	VALVEADJRELIEF
5	4000029	(END CAP -HYD VALVE VALVE)
6	4000065	NON ADJ.VALVE 1R003710180
	4000106	VALVEKITSPRINGCENTER
	7501013	SEAL KIT

4000128

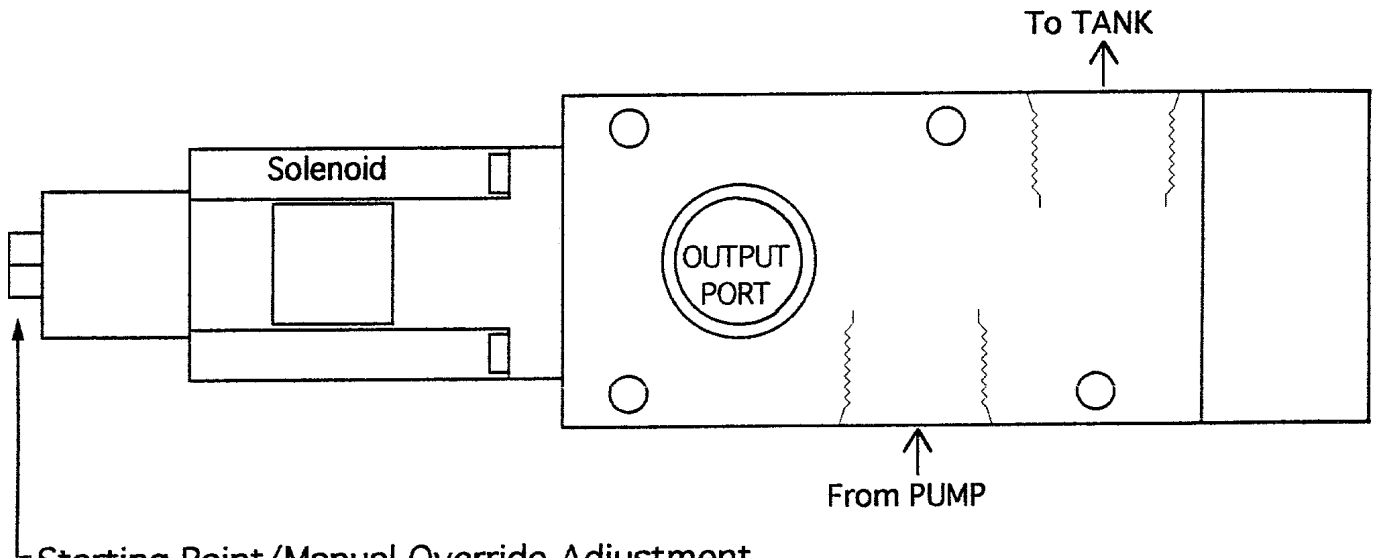
MODEL BA – one spool

Torque 9-11 Ft. Lbs.
on capscrews



ITEM	PART	PART DESCRIPTION
1	4000001	HANDLE/HYD/VALVE BANK
2	4000002	CONNECTOR LINK W/PIN
3	4000004	BRKT/HYD/VALVE BANK
4	4000006	VALVEADJ\RELIEF
5	4000029	(END CAP -HYD VALVE VALVE)
6	4000065	NON ADJ.VALVE 1R003710180
	4000106	VALVEKIT\SPRING\CENTER
	7501013	SEAL KIT

FLOW CONTROL VALVE - CV98 - 4300064



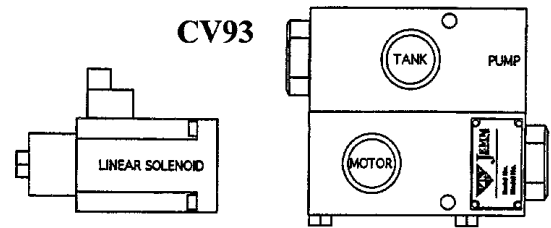
Starting Point/Manual Override Adjustment

The starting point is preset to 0 GPM. If any further adjustment is required;
 1- Loosen jam nut. 2- Turn the adjusting screw clockwise to increase the flow or counter clockwise to decrease flow. 3- Gently tighten the jam nut.

WARNING- If the adjusting screw is turned to far counter clockwise, the valve will behave erratically or stop working all together. Turn the adjusting screw no more than 1/16 to 1/8 of a turn counter clockwise after flow has stopped.

For manual operation when electrical control fails, turn the adjusting screw clockwise until the desired constant flow is obtain.

PART	QTY	DESCRIPTION
		CV93
4300053		Valve\Servo\20gpm\24v
		CV98
4300064	1	Valve\Servo\15gpm\24vDC
4300054		Solenoid\Hyd Valve\24V, see notes below

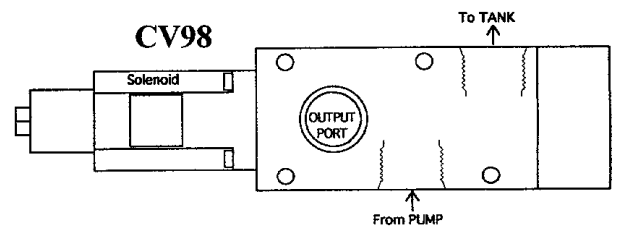


Valve 4300053

Note - The difference between the 12Volt and 24Volt solenoid is listed on the serial number plates.

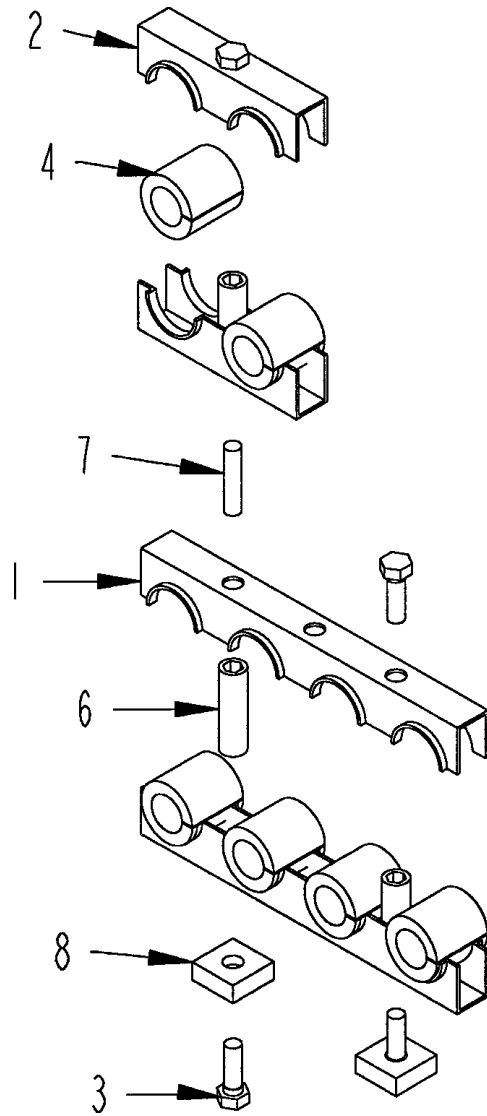
The solenoids are Elwood 160261-xx6 or 160261-xx9. The 6 is a 12 volt solenoid, the 9 is a 24 volt solenoid. Also, 12 or 24 are stamped on the newest serial number plates.

Note - 15 GPM is standard flow rate.



Valve 4300064

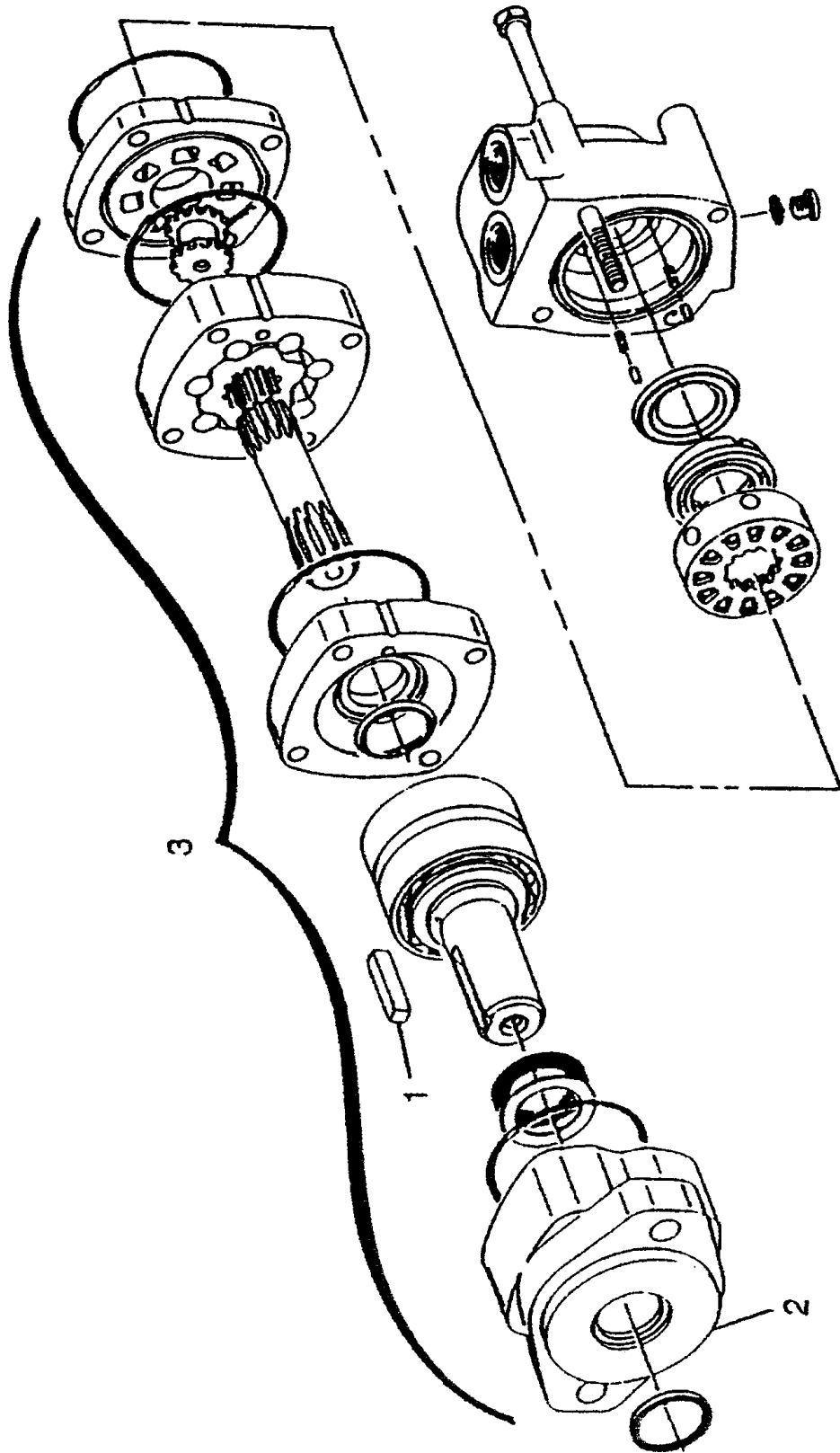
HYDRAULIC TUBE CLAMP ASSEMBLIES



HYDRAULIC TUBE CLAMP ASSEMBLIES

ITEM	PART NO.	QTY.	PART DESCRIPTION
1-1/4 TUBE CLAMP			
1	3800551	2	CLAMP\HOSE\1-1/4\4HOLES
2	3800552	2	CLAMP\HOSE\1-1/4\2HOLES
3	4800013	4	BOLT\HEX\5/16X1
4	3800649		BUSH\RBBR\1TUBE\1-1/4ODX1IDX1-1/4L 30mmODX25mmID
4	3800650		BUSH\RBBR\3/4TUBE\1-1/4ODX3/4IDX1-1/4L 30mmODX19mmID
4	3800651		BUSH\RBBR\5/8TUBE\1-1/4ODX5/8IDX1-1/4L 30mmODX16mmID
4	3800652		BUSH\RBBR\1/2TUBE\1-1/4ODX1/2IDX1-1/4L 30mmODX13mmID
6	4800603	3	NUT\STACK\5/16X1-3/4\NC
7	4800604	1	BOLT\STUD\5/16X1-3/8\NC
8	3800654	2	HLDR\5/16BOLT\WELDON
2-1/4 TUBE CLAMP			
2	3800646	2	CLAMP\TUBE\2-1/4\2;HOLES
3	4800003	4	BOLT\HEX\3/8X1
3	4800098	4	BOLT\HEX\3/8X1-1/4
4	3800647		BUSH\RBBR\1-3/4TUBE\2-1/4ODX1-3/4ID 57mmODX44mmID
4	3800648		BUSH\RBBR\1TUBE\2-1/4ODX1ID 57mmODX25mmID
6	4900153	3	NUT\STACK\3/8X2-3/4\NC
7	4800614	1	BOLT\STUD\3/8X2\NC
8	3800653	2	HLDR\3/8BOLT\WELDON

ORBIT MOTORS



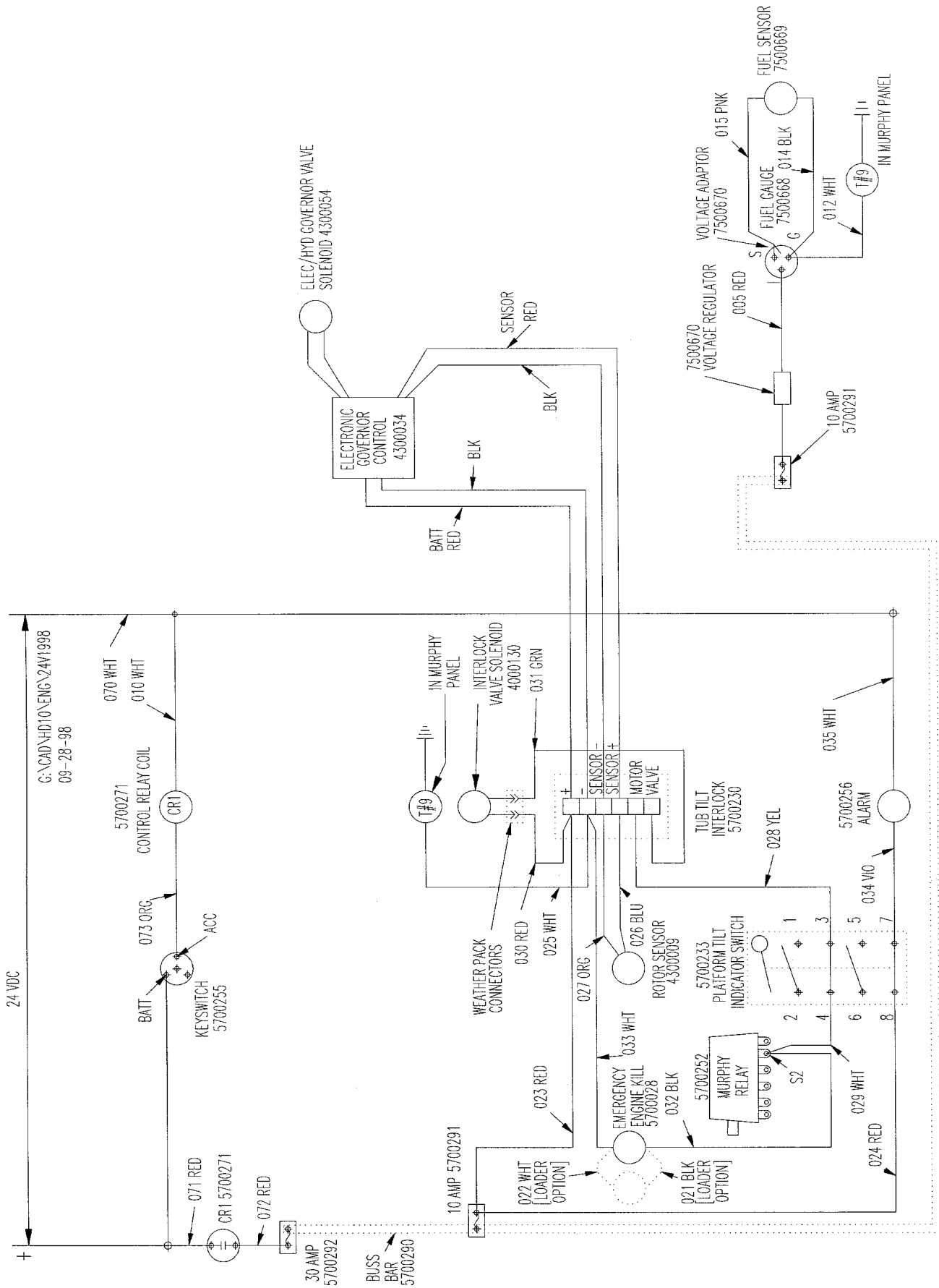
ORBIT MOTORS

ITEM	PART NO.	QTY.	PART DESCRIPTION
1	6200004	1	5/16" X 1-1/2" KEY
2	3900011	1	MOUNTING FLANGE
3	3900010	2	MTR\HYD\24\2000\SAE:A
4	3200005	1	SEAL KIT

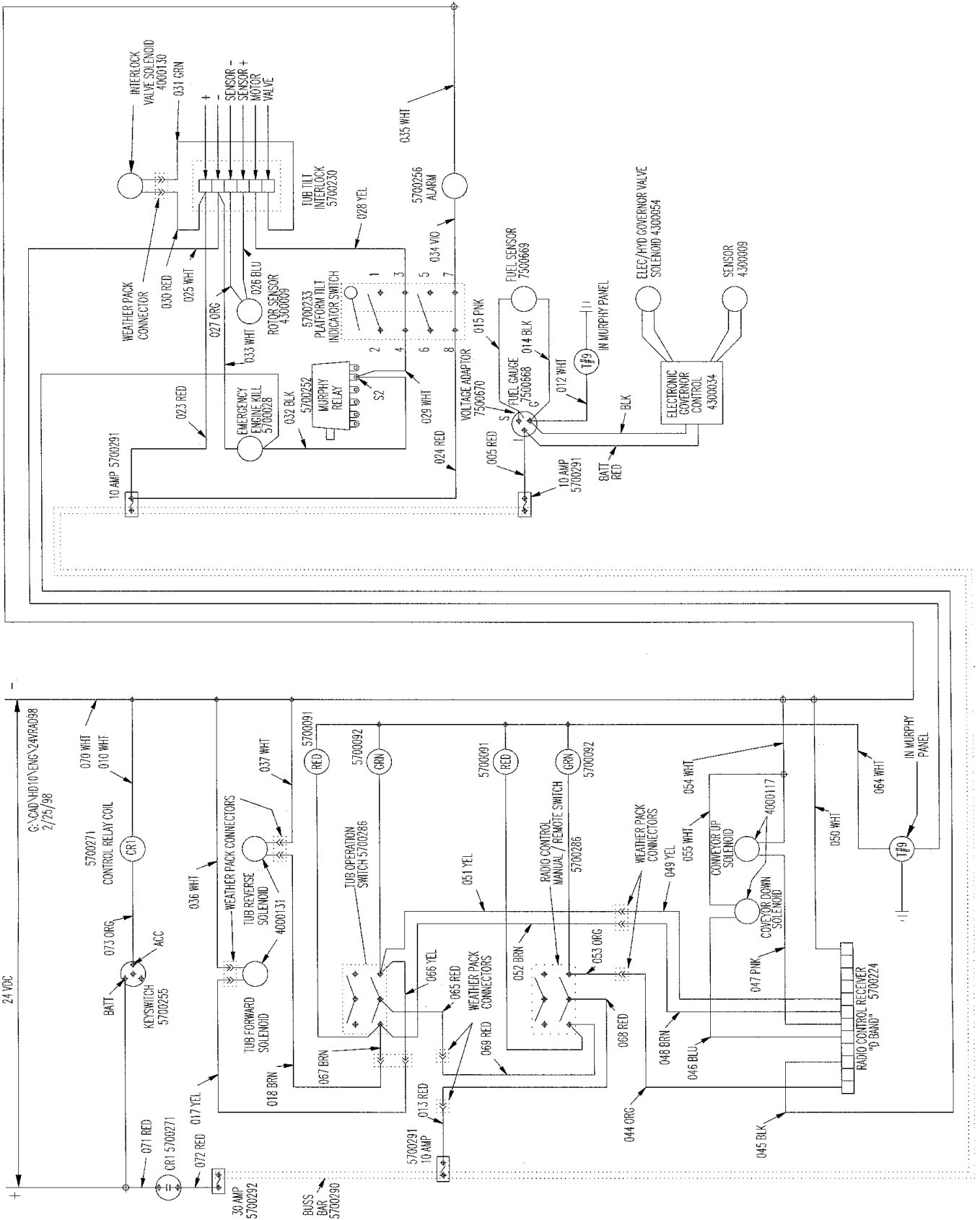
ITEM	PART	QTY	DESCRIPTION
1	6200004	1	5/16" X 1-1/2" KEY
2	3900011	1	MOUNTING FLANGE
3	3900014	1	COMPLETE M2000 ORBIT MOTOR 9.6 C.I.
4	3200005	1	SEAL KIT

ITEM	PART	QTY	DESCRIPTION
1	6200004	1	5/16" X 1-1/2" KEY
2	3900011	1	MOUNTING FLANGE
3	3900005	1	MTR\HYD\14.9\2000\SAE:A
4	3200005	1	SEAL KIT

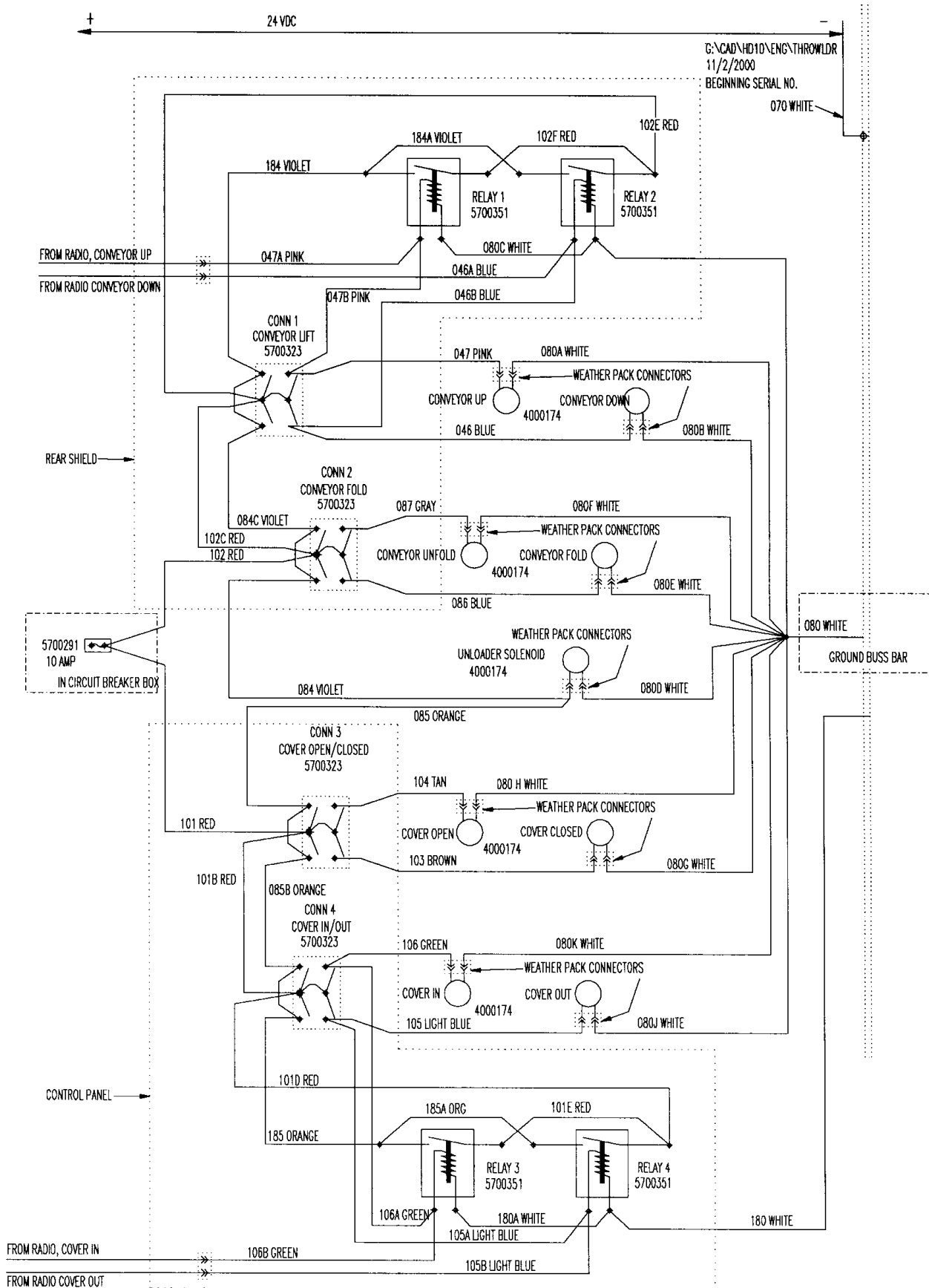
24V SCHEMATIC BASIC PACKAGE



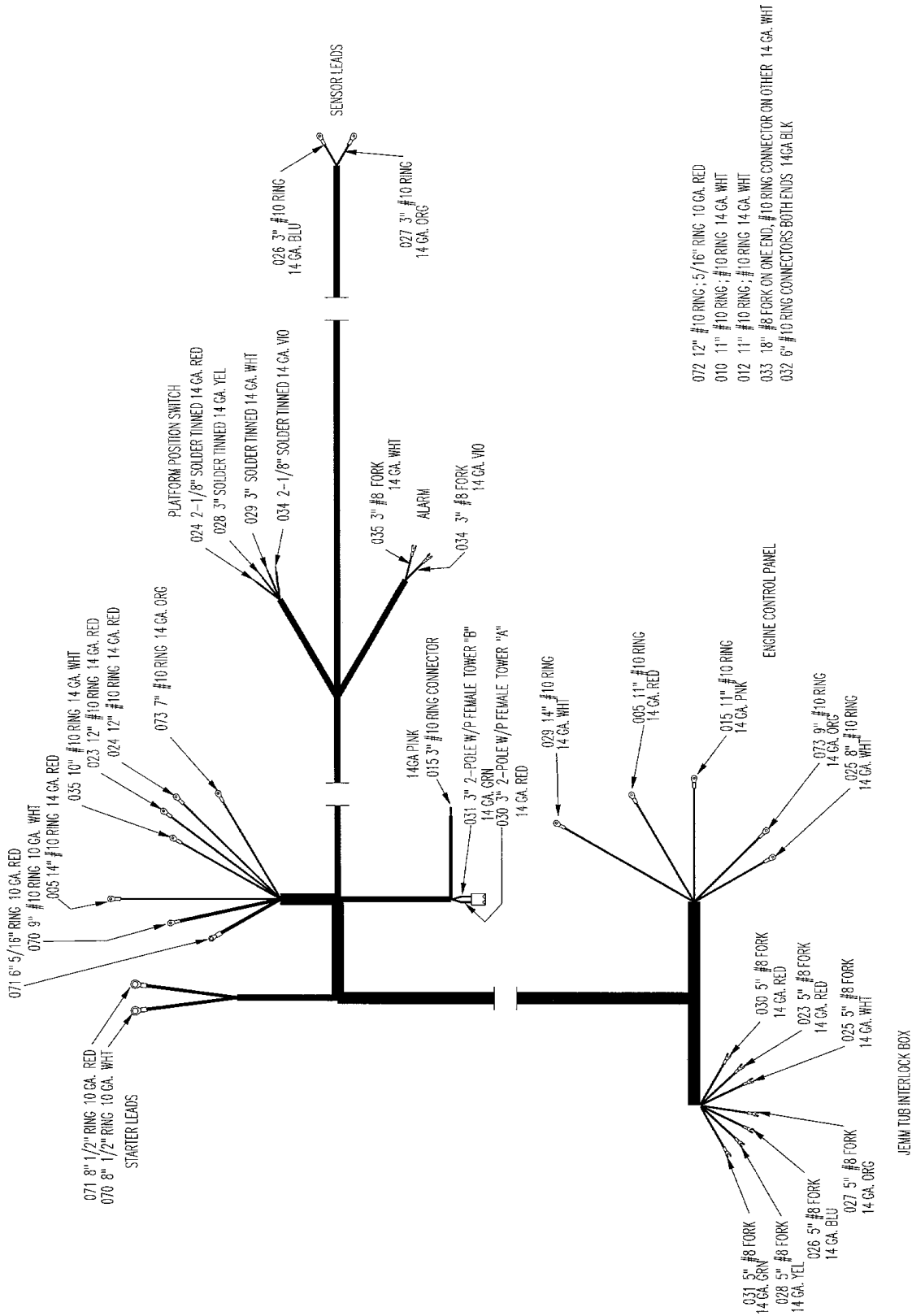
24V SCHEMATIC REMOTE RADIO OPTION



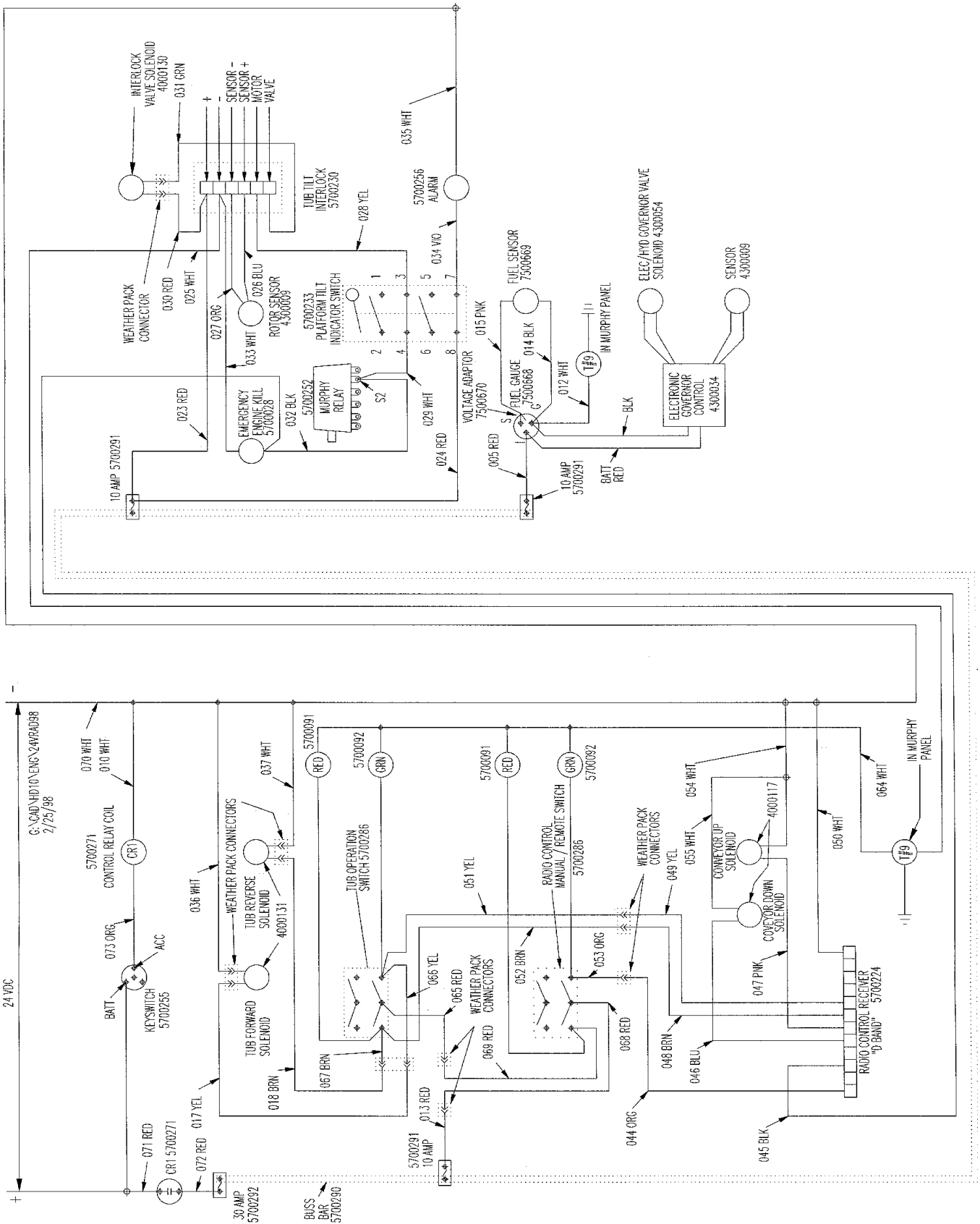
24V SCHEMATIC FOR TUB COVER



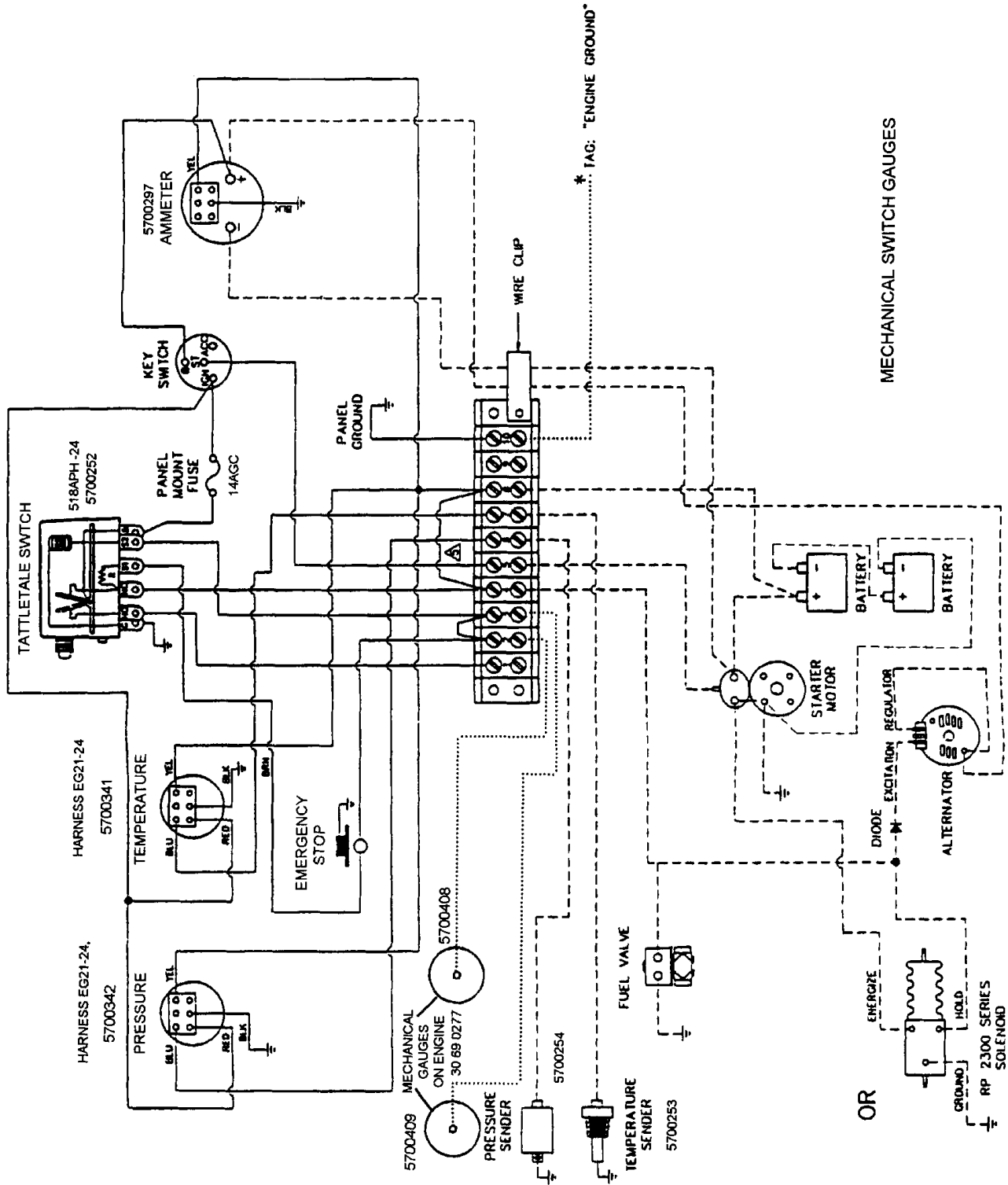
Part Number: 5700318



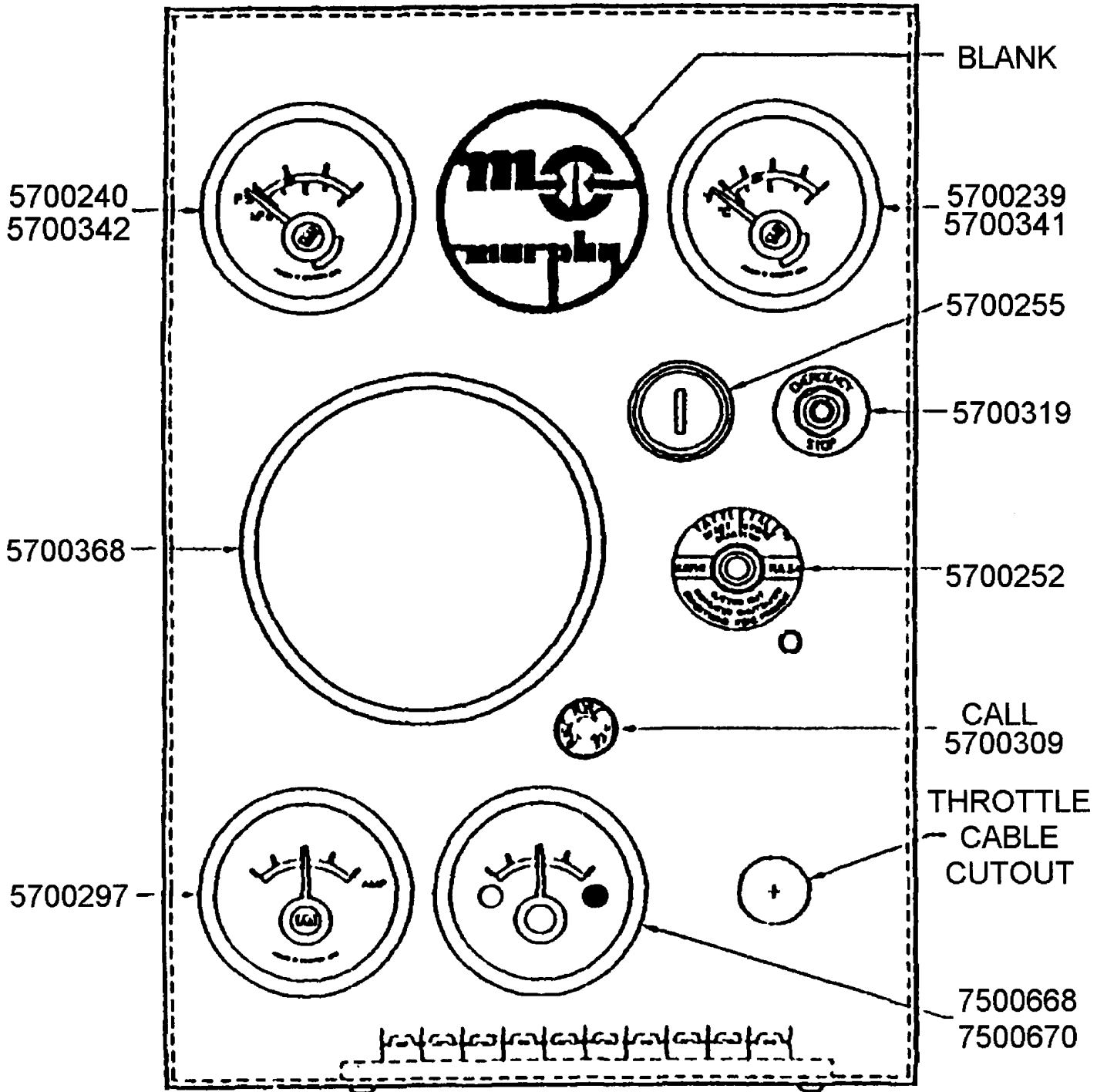
24V SCHEMATIC REMOTE RADIO OPTION



MECHANICAL SWITCH GAUGE SCHEMATIC




MURPHY PANEL

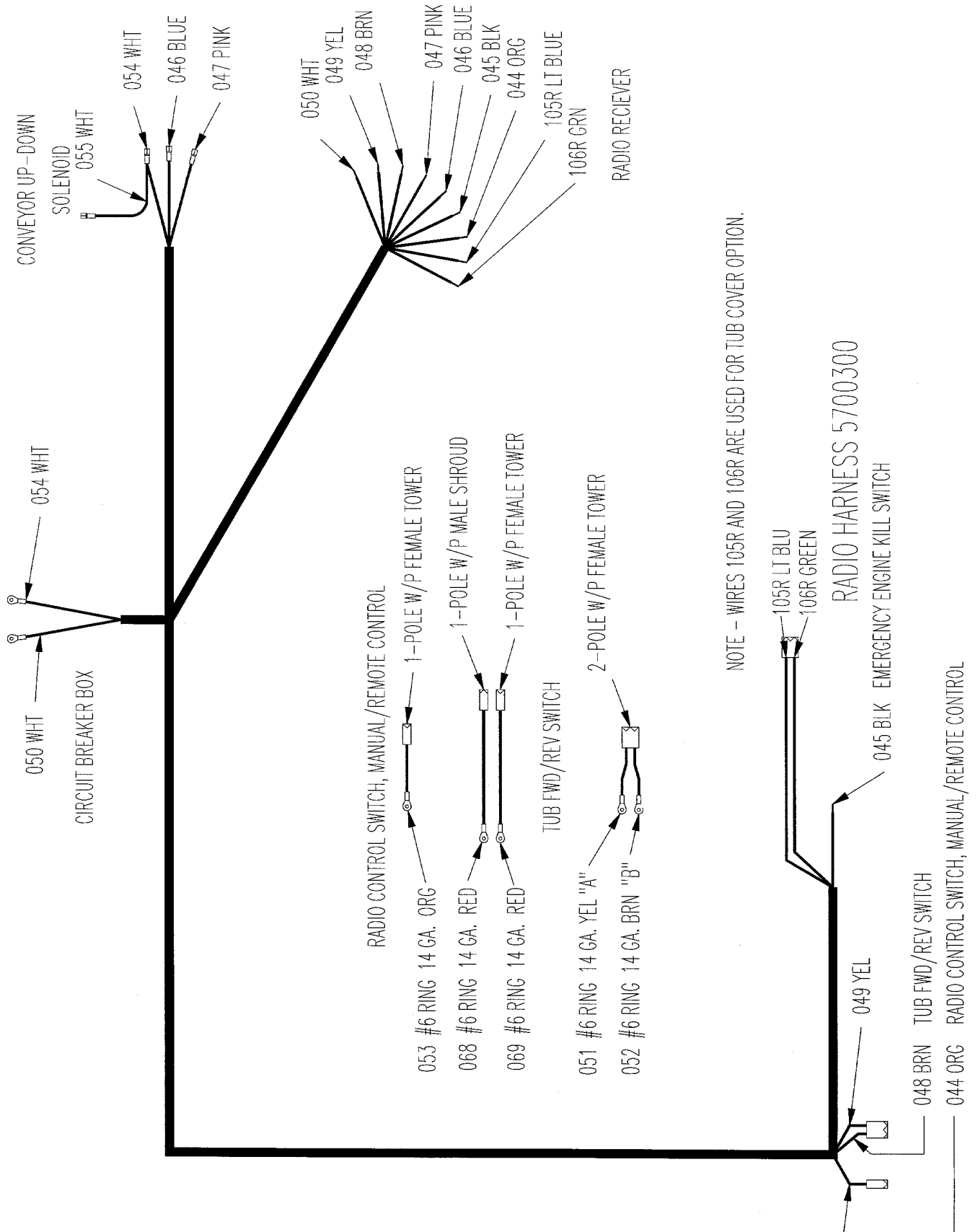


POWER SUPPLY HARNESS 24V

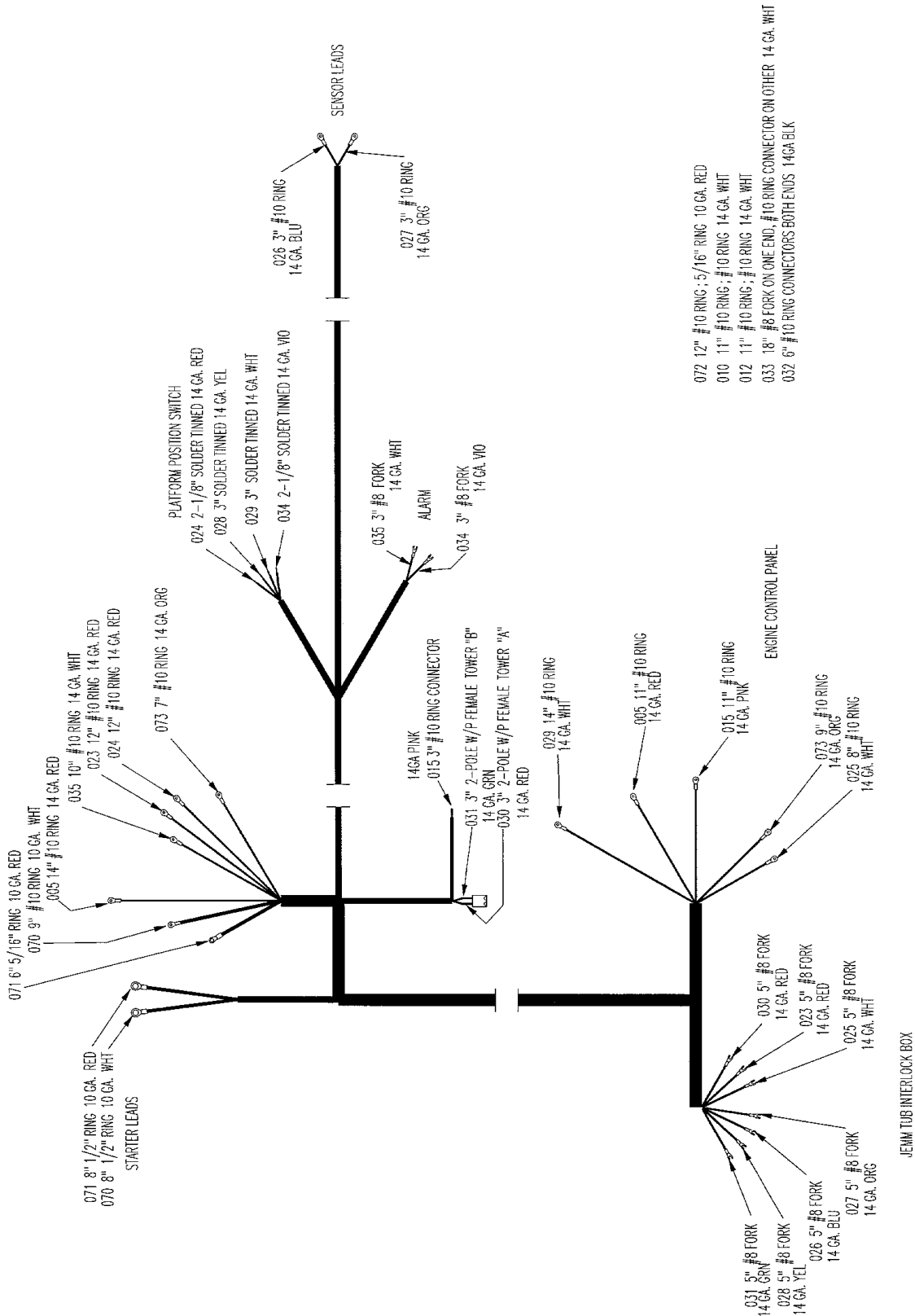
Part Number: 5700339



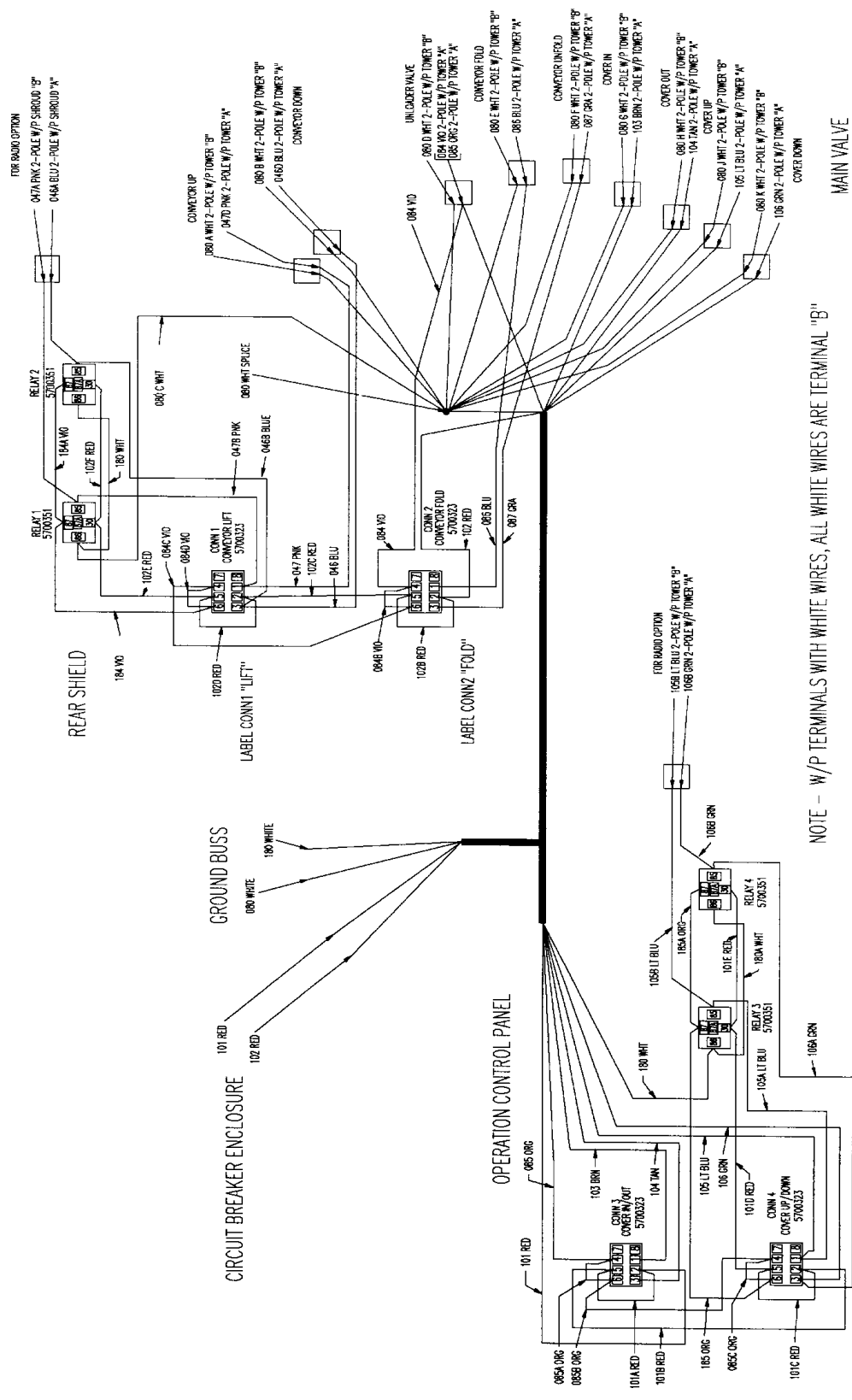
Part Number: 5700300



24V SCHEMATIC BASIC PACKAGE



TUB COVER WIRING HARNESS

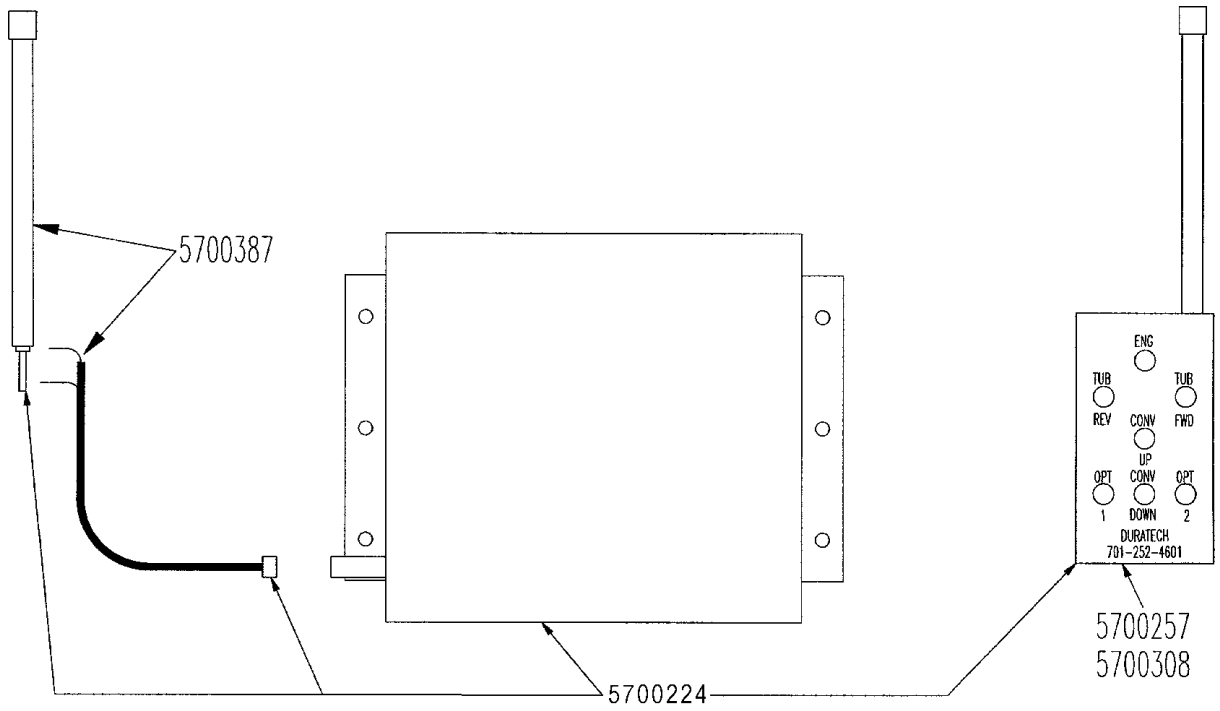


NOTE - W/P TERMINALS WITH WHITE WIRES, ALL WHITE WIRES ARE TERMINAL "B"



Clearing the Way for a Better Tomorrow

RADIO REMOTE CONTROL



MICROTRONIC'S INC.
ADDRESS CODE

1	2	3	4	5	6	7	8	9	10
11	12	13	14	15	16	17	18	19	20
A	B	C	D	E	F				
S/N	_____								

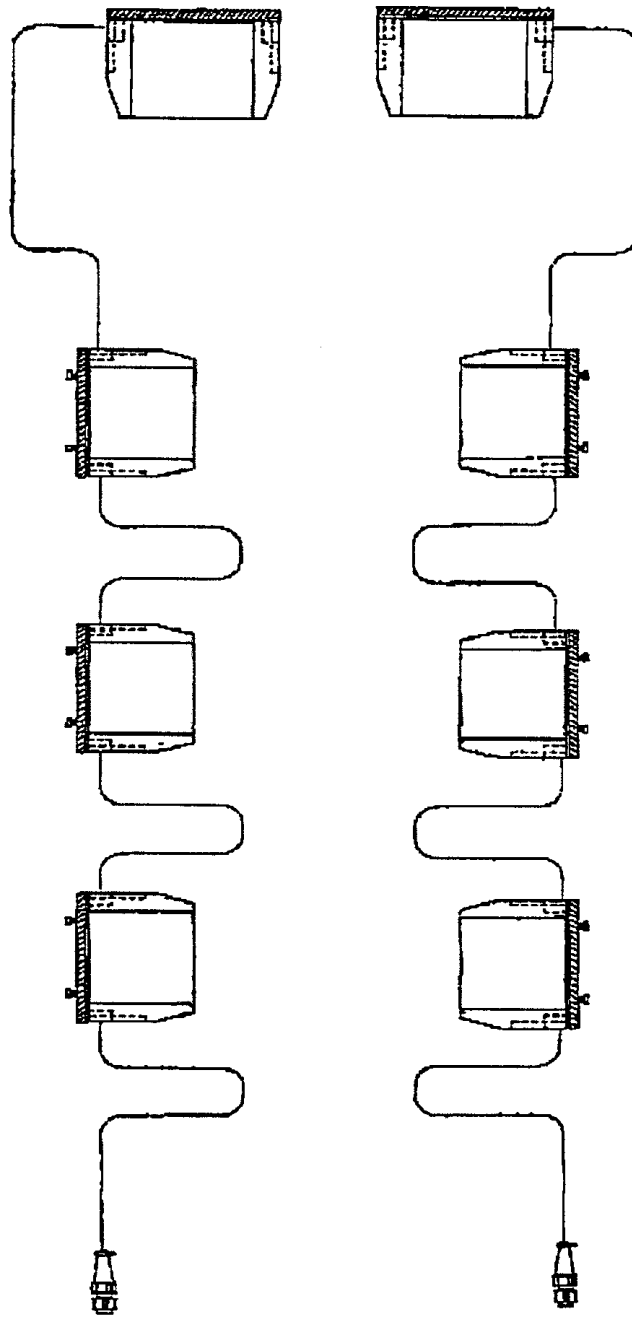
BE SURE TO SPECIFY TRANSMITTER CODE LETTER WHEN ORDERING TRANSMITTER

RADIO REMOTE CONTROL

PART NO.	QTY.	PART DESCRIPTION
5700224	1	RADIO\REMOTE\CONTROL\7B
5700257	1	RADIO\REMOTE\SENDER\7B\D BAND
5700308	1	RADIO\REMOTE\SENDER\7B\C BAND
5700344	1	RADIO\REMOTE\24\7F\RBTL
5700387	1	RADIO\REMOTE\ANTENNA&CABL

ROAD LIGHTS

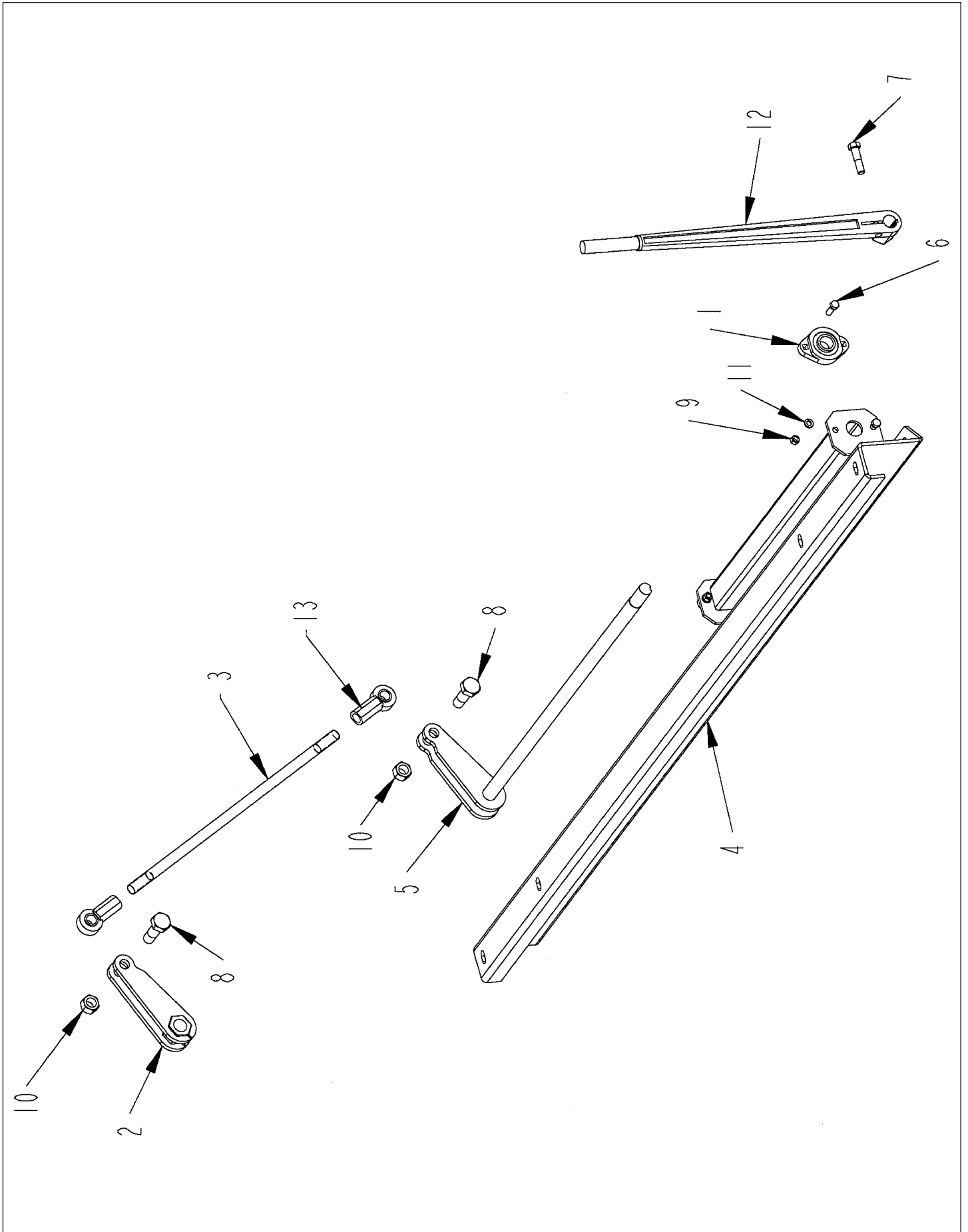
24 VOLT



ROAD LIGHTS

PART NO.	QTY.	PART DESCRIPTION
5700282		KIT\LIGHTING\SANDBERGER

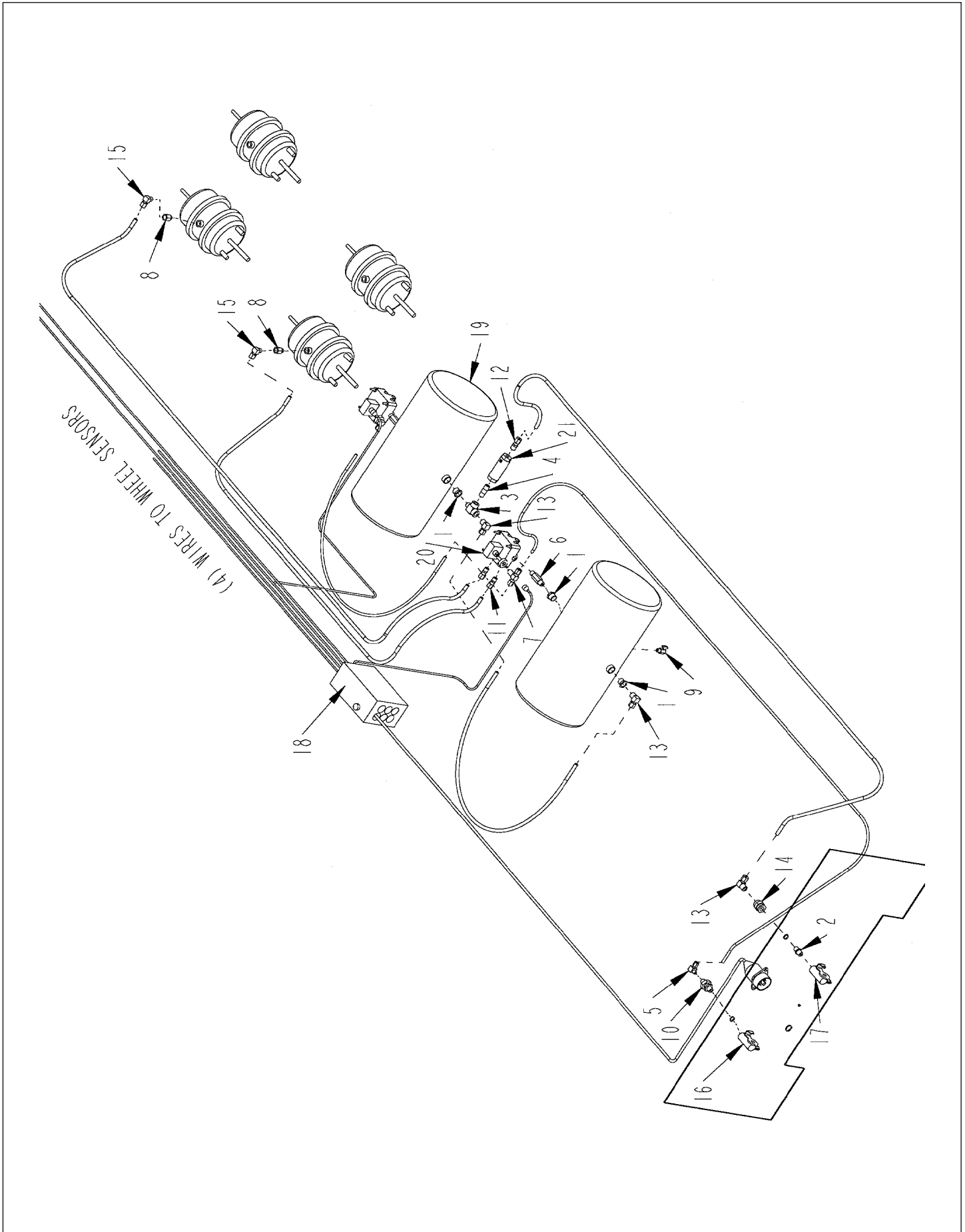
CLUTCH LINKAGE



CLUTCH LINKAGE

ITEM	PART NO.	QTY.	PART DESCRIPTION
1	2000310	2	BRG\FLG\CAST\1-1/4\2BOLT
2	4702176	1	ARM\CLUTCH\UPPER
3	4702179	1	ROD\ADJ\PUSH\LEVER\CLUTCH
4	4702374	1	FRM\MAIN\GRDR\HD1098
5	4702375	1	SHFT\ARM\LEVER\CLUTCH
6	4800098	4	BOLT\HEX\3/8X1-1/4\NC
7	4800114	1	BOLT\HEX\1/2X2
8	4800115	2	BOLT\HEX\3/4X2-1/2
9	4900002	4	NUT\HEX\3/8\NC
10	4900106	2	NUT\NYLCK\3/4\NC
11	5000019	4	WASH\LOCK\3/8
12	7500691	1	LVR\CLUTCH\314\TD
13	7500710	2	ROD\END

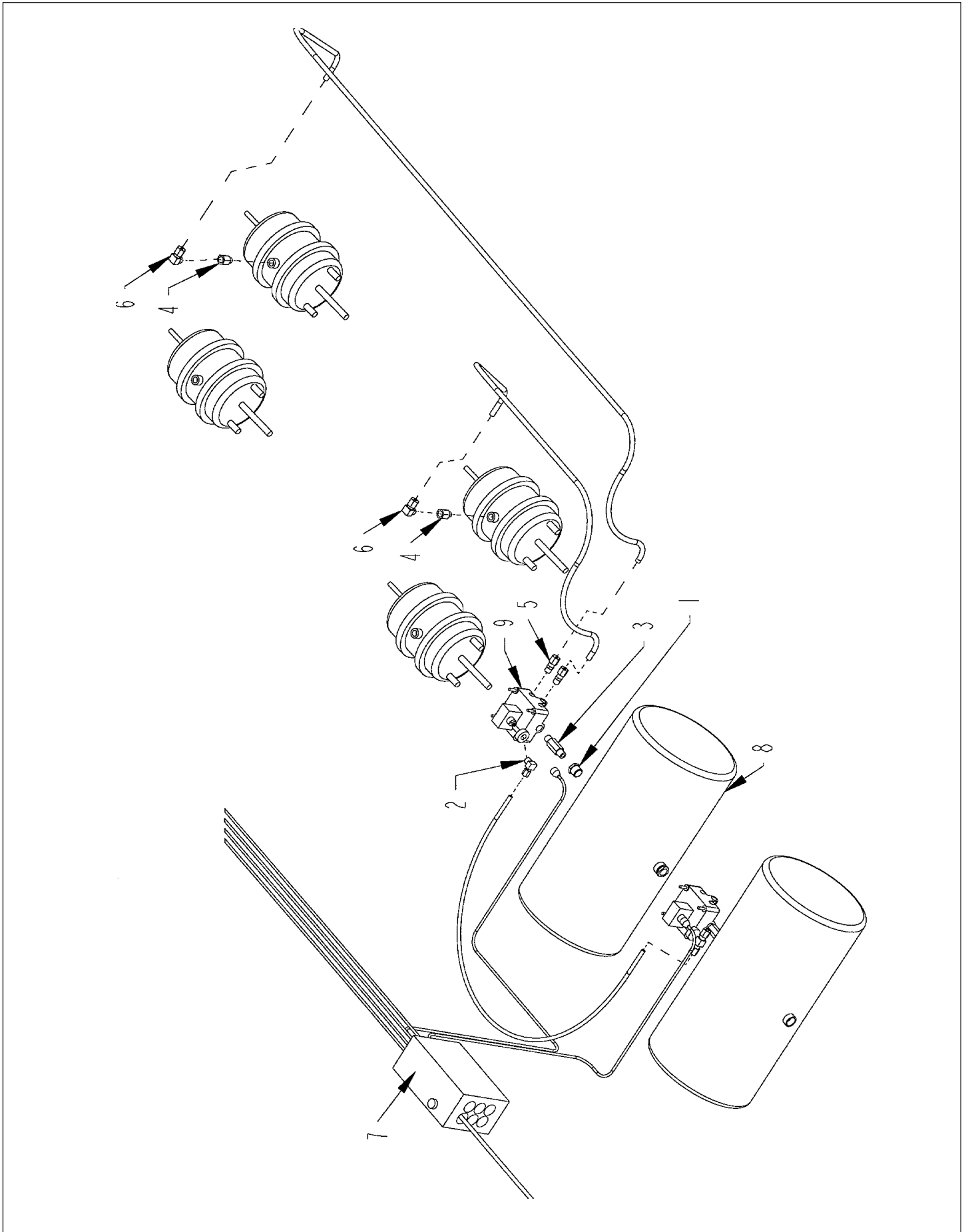
AIR BRAKE ASSEMBLY NO. 1



AIR BRAKE ASSEMBLY NO. 1

ITEM	PART NO.	QTY.	PART DESCRIPTION
1	3800010	3	FTG\3/4MPX1/2FP\BUSH
2	3800086	1	FTG\1/2MPX1-1/2\NPL
3	3800161	1	FTG\1/2FPX1/2MPX1/2FP\RUN;TEE
4	3800323	1	FTG\1/2MPX2\NPL\LW
5	3800420	1	FTG\AIR\3/8COMPX1/4MP\90
6	3800430	2	FTG\1/2MPX3\NPL\HP
7	3800433	1	FTG\AIR\3/8COMPX3/8COMPX1/2MP\TEE
8	3800513	2	FTG\16MMMPX3/8FP\ADPT
9	3800518	2	FTG\AIR\1/4MP\DRAIN\BRS
10	3800519	1	FTG\1/2MPX1/2MPX1/4FPX1-1/2\NPL
11	3800520	2	FTG\AIR\1/2COMPX3/8MP\ADPT\BRS\LW
12	3800521	1	FTG\AIR\1/2COMPX1/2MP\ADPT\BRS\LW
13	3800523	3	FTG\AIR\1/2COMPX1/2MP\90
14	3800524	1	FTG\AIR\1/2FP\BLKHD\BUSH
15	3800554	2	FTG\AIR\1/2COMPX3/8MP\90
16	7500461	1	GLAD HAND SERVICE
17	7500462	1	GLAD HAND EMERGENCY
18	ABSCNTRLBX	1	
19	ABSTANK	2	
20	2500939	2	VALVE\ABS\RV040
21	ABS_CHK_VLV	1	

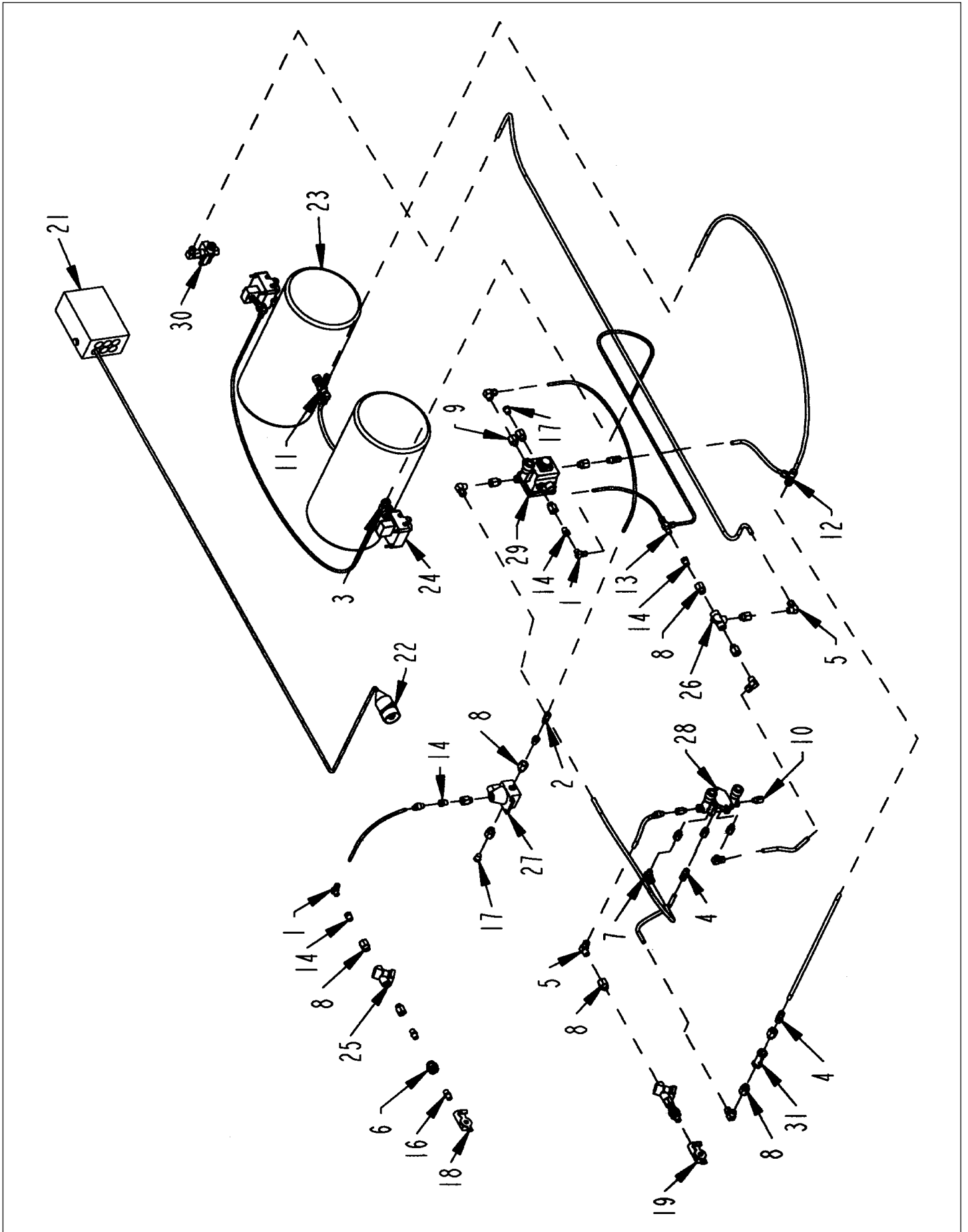
AIR BRAKE ASSEMBLY NO. 2



AIR BRAKE ASSEMBLY NO. 2

ITEM	PART NO.	QTY.	PART DESCRIPTION
1	3800010	2	FTG\3/4MPX1/2FP\BUSH
2	3800194	1	FTG\AIR\3/8COMPX3/8MP\90
3	3800430	2	FTG\1/2MPX3\NPL\HP
4	3800513	2	FTG\16MMMPX3/8FP\ADPT
5	3800520	2	FTG\AIR\1/2COMPX3/8MP\ADPT\BRS\LW
6	3800554	2	FTG\AIR\1/2COMPX3/8MP\90
7	ABSCNTRLBX	1	
8	ABSTANK	2	
9	2500939	2	VALVEABS\RV040

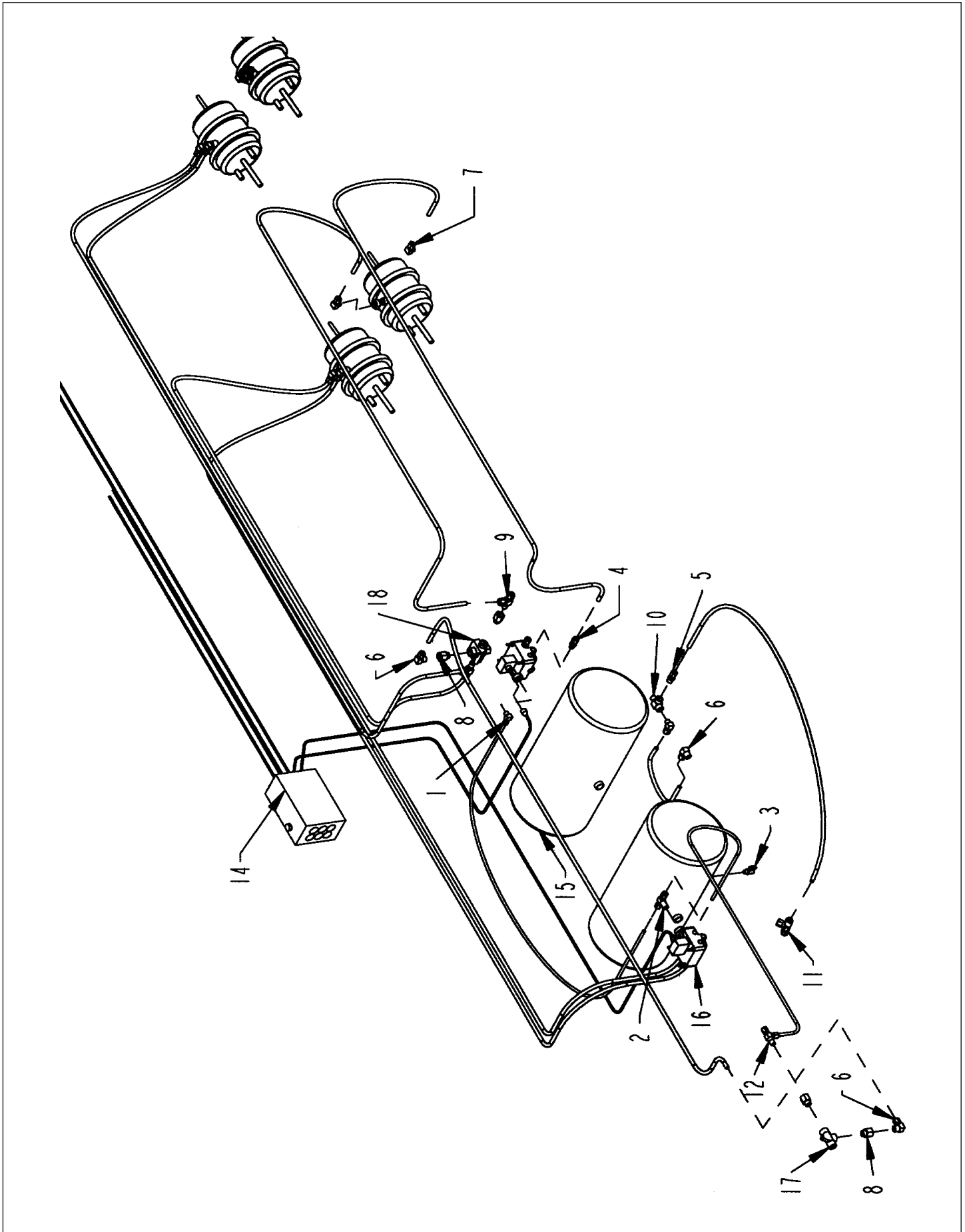
ABS DOUBLE RELEASE FRONT ASSEMBLY



ABS DOUBLE RELEASE FRONT ASSEMBLY

ITEM	PART NO.	QTY.	PART DESCRIPTION
1	3800194	5	FTGVAIR\3/8COMPX3/8MP\90
2	3800195	1	FTGVAIR\3/8COMPX3/8MP\ADPT\BRS\LW
3	3800433	1	FTGVAIR\3/8COMPX3/8COMPX1/2MP\TEE
4	3800521	4	FTGVAIR\1/2COMPX1/2MP\ADPT\BRS\LW
5	3800523	8	FTGVAIR\1/2COMPX1/2MP\90
6	3800524	2	FTGVAIR\1/2FP\BLKHD\BUSH
7	3800554	3	FTGVAIR\1/2COMPX3/8MP\90
8	3800592	19	FTG\22MMMPX1/2FP\ADPT
9	3800593	1	FTG\16MMMPX1/2FP\ADPT
10	3800594	5	FTG\16MMMPX3/8FP\ADPT
11	3800613	1	FTG\1/2FPX1/2MPX1/2FP\LW\BRS
12	3800614	1	FTGVAIR\1/2COMPX1/2COMPX1/2COMP\TEE\BRS\LW
13	3800615	1	FTGVAIR\3/8COMPX3/8MPX3/8COMP\TEE\BRS\LW
14	3800616	5	FTG\1/2MPX3/8FP\BUSH\BRS\LW
15	3800617	2	FTG\3/4MPX1/2FP\BRS\BUSH
16	3800618	4	FTG\1/2MPX1-1/2\BRS\NPL;W\HEX
17	3800619	3	FTG\1/2MP\PLUG\BRS\HEX
18	7500461	1	GLAD HAND SERVICE
19	7500462	1	GLAD HAND EMERGENCY
21	ABSCNTRLBX	1	
22	ABSPLUG	1	
23	ABSTANK	2	
24	2500939	2	VALVE\ABS\RV040
25	WABCO_432500	2	LINE FILTER
26	WABCO_434208	1	VALVE\ABS
27	WABCO_473301	1	PRESSURE RELIEF VALVE
28	WABCO_963001	1	ABS BRAKE VALVE WABCO963001
29	WABCO_971002	1	RELAY EMERGENCY VALVE
30	WABCO_973500	1	VALVE\ABS
31	WABCO_4340140000	1	WABCO_4340140000

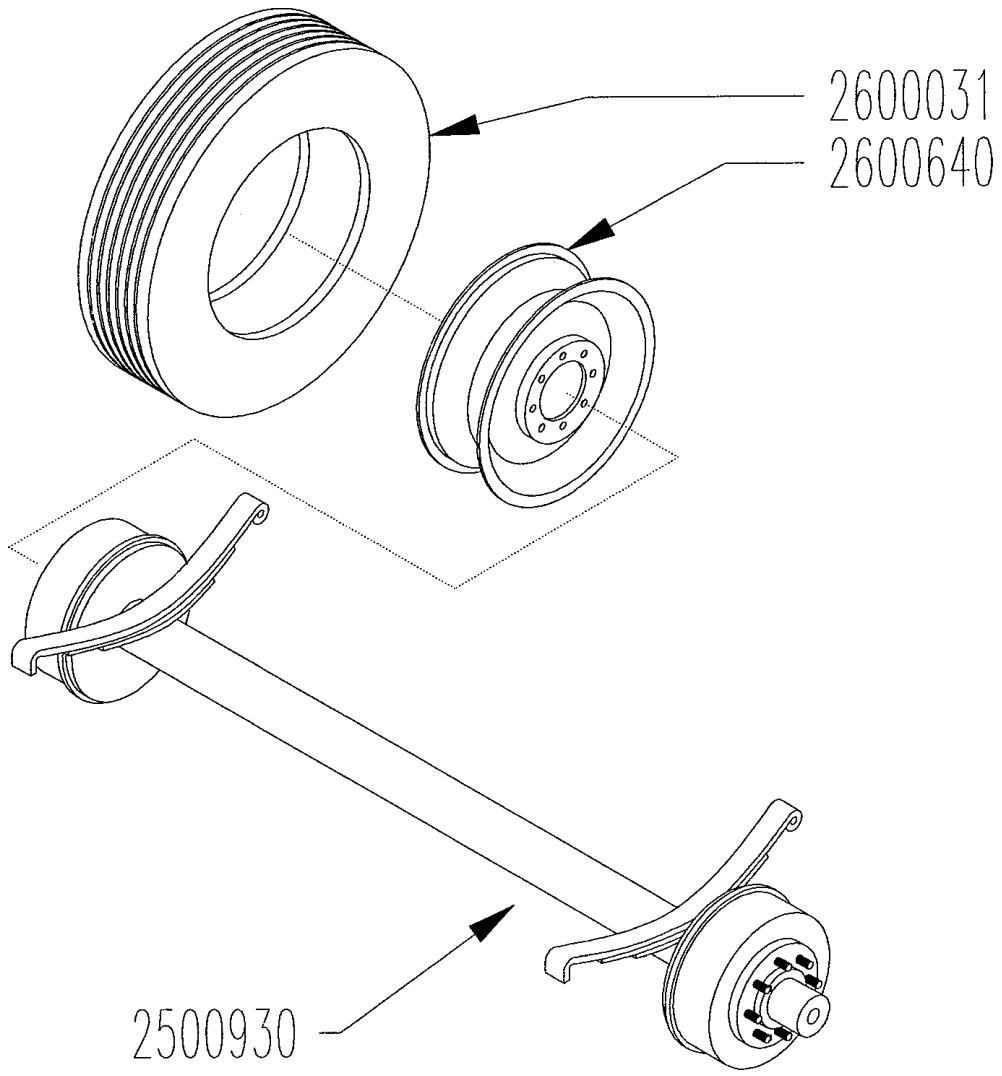
ABS DOUBLE RELEASE REAR ASSEMBLY



ABS DOUBLE RELEASE REAR ASSEMBLY

ITEM	PART NO.	QTY.	PART DESCRIPTION
1	3800194	1	FTGVAIR\3/8COMPX3/8MP\90
2	3800433	1	FTGVAIR\3/8COMPX3/8COMPX1/2MP\TEE
3	3800518	2	FTGVAIR\1/4MP\DRAIN\BRS
4	3800520	2	FTGVAIR\1/2COMPX3/8MP\ADPT\BRS\LW
5	3800521	1	FTGVAIR\1/2COMPX1/2MP\ADPT\BRS\LW
6	3800523	3	FTGVAIR\1/2COMPX1/2MP\90
7	3800554	9	FTGVAIR\1/2COMPX3/8MP\90
8	3800592	5	FTG22MMMPX1/2FP\ADPT
9	3800612	2	FTGVAIR\1/2COMPX3/8MPX1/2C0MP\TEE\BRS\LW
10	3800613	1	FTG\1/2FPX1/2MPX1/2FP\LW\BRS
11	3800614	1	FTGVAIR\1/2COMPX1/2COMPX1/2C0MP\TEE\BRS\LW
12	3800615	1	FTGVAIR\3/8COMPX3/8MPX3/8C0MP\TEE\BRS\LW
14	ABSCNTRLBX	1	
15	ABSTANK	2	
16	2500939	2	VALVE\ABS\RV040
17	WABCO_434208	1	VALVE\ABS
18	WABCO_973500	1	VALVE\ABS

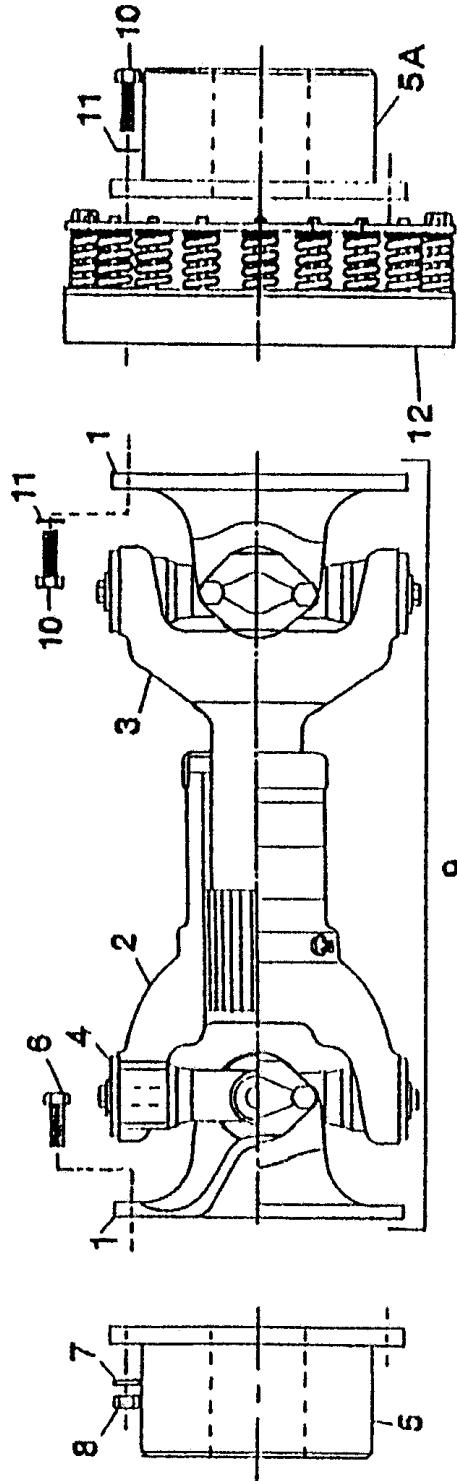
AXLE ASSEMBLY



AXLE ASSEMBLY

PART NO.	QTY.	PART DESCRIPTION
2500930	2	AXLE\AIR\9METRIC;TON
2600031	8	TIRE\HWY\215/75R X 17.5
2600640	8	WHL\10BOLT\17.5X6.75\DUAL

POWER SHAFT ASSEMBLY



POWER SHAFT ASSEMBLY

ITEM PART NO. QTY. PART DESCRIPTION

For 300 HP Cat Engine, Options 470128 and 4701748

1	3600152	2	Flange Yoke\1710
2	3600153	1	Slip Yoke\1710
3	3600154	1	Yoke Shaft\1710
4	3600155	2	Journal and Bearing Kit\1710
5	3600172	1	Flange 3-1/2" ID 1710
5A	3600183	1	Flange 3-1/2" ID 7/8" Keyway
6	4800252	8	7/16" x 1-3/8" NF Bolt - Grade 8
7	5000015	8	7/16" Lock Washer
8	4900059	8	7/16" NF Nut
9	3600158	1	Power Shaft (Complete) 18"
10	4800487	16	3/8" x 1-1/4" NF Bolt - Grade 8
11	5000019	16	3/8" Lock Washer
12	3600181	1	Torque Limiter UJT 28-10
	6200024	1	Key\Sq\3/4x4
	6200025	1	Key\Sq\7/8x6

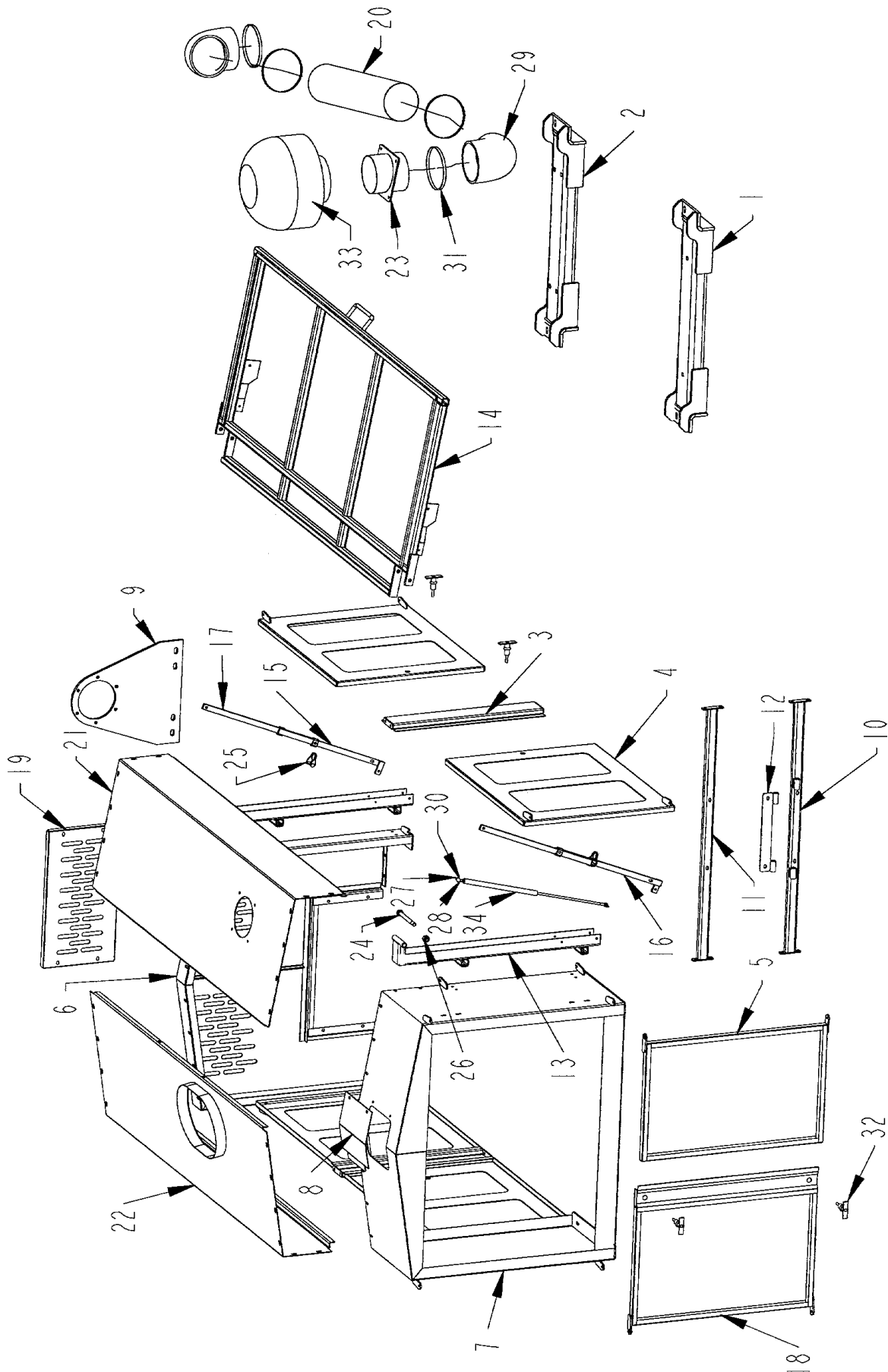
For 400 HP Cat Engine Option 4701734

5	3600172	1	Flange 3-1/2" ID 1710
5A	3600183	1	Flange 3-1/2" ID 7/8" Keyway
9	3600158	1	Power Shaft (Complete) 18"
10	4800487	16	3/8" x 1-1/4" NF Bolt - Grade 8
11	5000019	16	3/8" Lock Washer
12	7500573	1	Torque Limiter 400HP
	6200024	1	Key\Sq\3/4x4

For 460 HP Cat Engine

5	3600172	1	Flange 3-1/2" ID 1710
5A	3600183	1	Flange 3-1/2" ID 7/8" Keyway
9	3600158	1	Power Shaft (Complete) 18"
10	4800621	16	Bolt\Hex\7/16x1-1/4"\NF\GR8
11	5000015	16	Washer\Lock\7/16
12	3600179	1	Torque Limiter UJT36
	6200024	1	Key\Sq\3/4x4
	6200038	1	Key\Sq\1x6

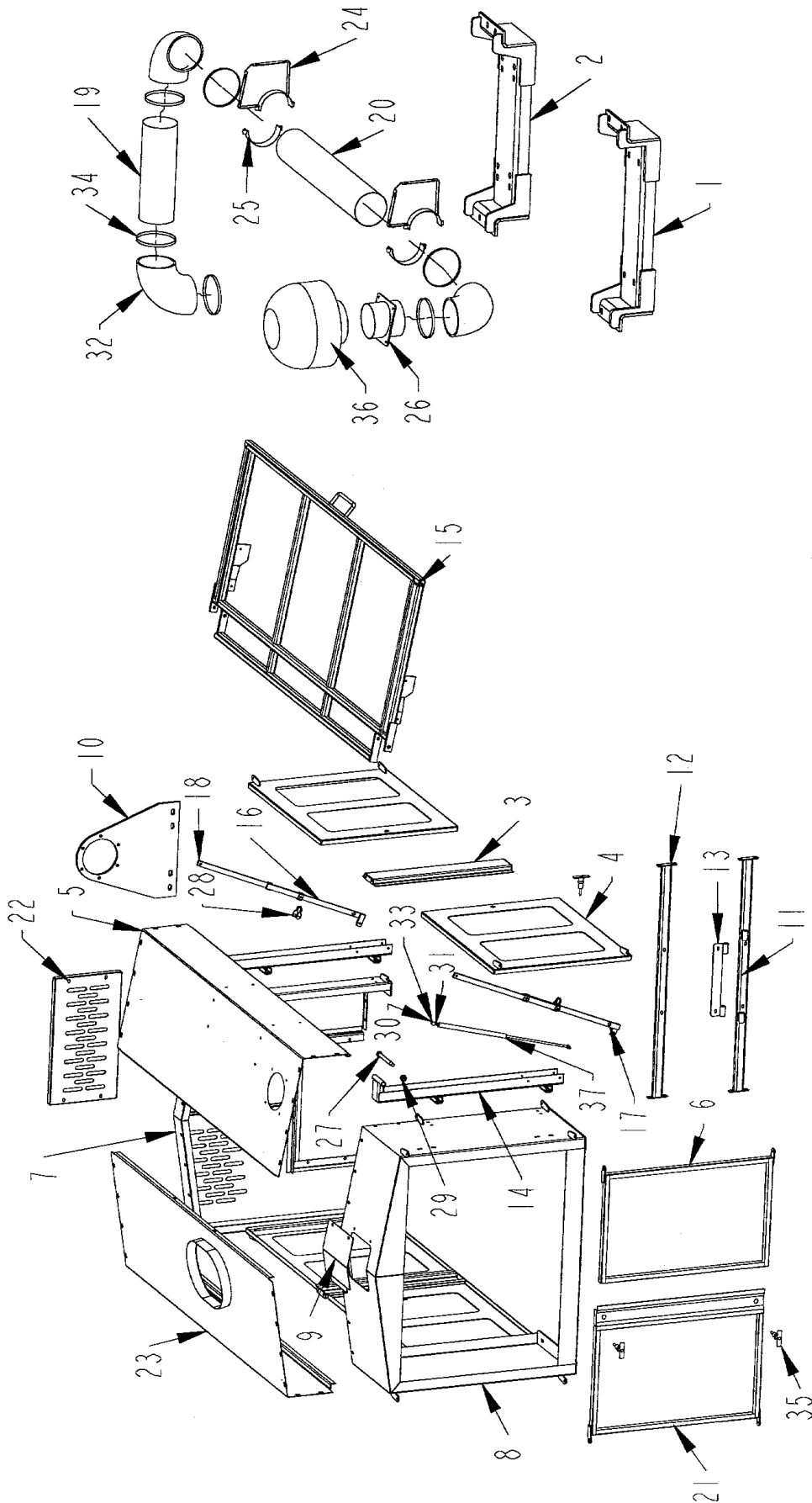
ENGINE SHROUD 3306 ASSEMBLY



ENGINE SHROUD 3306 ASSEMBLY

ITEM	PART NO.	QTY.	PART DESCRIPTION
1	4701730	1	MNT\ENG\FR\3306CAT
2	4701731	1	MNT\ENG\REAR\3306CAT
3	4702166	2	CHNNL\FRM\DOOR\CENTER
4	4702167	4	DOOR\ACCESS\ENGINE
5	4702172	1	SCRN\RAD\ENG\LH\HINGED
6	4702173	1	SHRD\ENG\REAR
7	4702174	1	SHRD\ENG\FR
8	4702175	1	DOOR\CAP\RAD
9	4702181	1	BRKT\SPprt\HSG\CLUTCH\3406
10	4702237	1	BRKT\PIVOT\LOWER\COOLER\OIL
11	4702238	1	BRKT\UPPER\PIVOT\COOLER\OIL
12	4702239	1	BRKT\PIVOT\SHORT\LOWER\COOLER\OIL
13	4702247	2	BRKT\FOPS
14	4702248	1	FRM\FOPS
15	4702249	1	BAR\SAFETY\LOCK-UP\FOPS\RH
16	4702250	1	BAR\SAFETY\LOCK-UP\FOPS\LH
17	4702270	2	BRKT\BAR\SAFETY\TOP\FOPS
18	4702317	1	SCRN\RAD\ENG\RH\HINGED
19	4702322	1	DOOR\ACCESS\CLUTCH
20	4702371	1	TUBE\INTAKE\3306CAT
21	4702459	1	CVR\ENG\LH\3306
22	4702465	1	CVR\ENG\RH\3306
23	4702471	1	BRKT\PRECLEANER\TURBOII
24	4800144	2	BOLT\HEX\5/8X2-1/2
25	4800365	2	PIN\LYNCH\3/8X1-1/2\W/U WIRE;KEEPER
26	4900012	2	NUT\TPLCK\5/8\NC
27	7500345	2	BALL STUD
28	7500346	2	SAFETY CLIP
29	7500514	2	FTG\RBBR\7\90DEG\ELL
30	7500583	2	END FITTING\GAS SPRING
31	7500644	4	CLMP\HOSE\7
32	7500667	6	LATCH\COMP\DOOR\ACCESS\W\KEYS
33	7500717	1	CLNR\AIR\SY-CLONE\7
34	7500705	1	SPRNG\GAS\250LB\9416K224

ENGINE SHROUD 3406 ASSEMBLY



ENGINE SHROUD 3406 ASSEMBLY

ITEM	PART NO.	QTY.	PART DESCRIPTION
1	4701738	1	BRKT\MNT\ENG\FR\3406CAT
2	4701739	1	BRKT\MNT\ENG\REAR\3406CAT
3	4702166	2	CHNNL\FRM\DOOR\CENTER
4	4702167	4	DOOR\ACCESS\ENGINE
5	4702168	1	CVR\ENG\LH\3406
6	4702172	1	SCRN\RAD\ENG\LH\HINGED
7	4702173	1	SHRD\ENG\REAR
8	4702174	1	SHRD\ENG\FR
9	4702175	1	DOOR\CAP\RAD
10	4702181	1	BRKT\SPprt\HSG\CLUTCH\3406
11	4702237	1	BRKT\PIVOT\LOWER\COOLER\OIL
12	4702238	1	BRKT\UPPER\PIVOT\COOLER\OIL
13	4702239	1	BRKT\PIVOT\SHORT\LOWER\COOLER\OIL
14	4702247	2	BRKT\FOPS
15	4702248	1	FRM\FOPS
16	4702249	1	BAR\SAFETY\LOCK-UP\FOPS\RH
17	4702250	1	BAR\SAFETY\LOCK-UP\FOPS\LH
18	4702270	2	BRKT\BAR\SAFETY\TOP\FOPS
19	4702299	1	TUBE\INTAKE\16X7\ENG\CAT3406
20	4702300	1	TUBE\INTAKE\36X7\ENG\CAT3406
21	4702317	1	SCRN\RAD\ENG\RH\HINGED
22	4702322	1	DOOR\ACCESS\CLUTCH
23	4702457	1	CVR\ENG\RH\3406
24	4702469	2	BRKT\TUBE\AIR\CAT3406
25	4702470	2	CLMP\TUBE\AIR\3406CAT
26	4702471	1	BRKT\PRECLEANER\TURBOII
27	4800144	2	BOLT\HEX\5/8X2-1/2
28	4800365	2	PIN\LYNCH\3/8X1-1/2\W/U WIRE;KEEPER
29	4900012	2	NUT\TPLCK\5/8\NC
30	7500345	2	BALL STUD
31	7500346	2	SAFETY CLIP
32	7500514	3	FTG\RBBR\7\90DEG\ELL
33	7500583	2	END FITTING\GAS SPRING
34	7500644	6	CLMP\HOSE\7
35	7500667	6	LATCH\COMP\DOOR\ACCESS\W/KEYS
36	7500717	1	CLNR\AIR\SY-CLONE\7
37	7500705	1	SPRNG\GAS\250LB\9416K224

DECALS

PART NO.	QTY.	PART DESCRIPTION
6500042	2	DECAL\WARN\KEEP;WHL;BLTS>
6500056	1	DECAL\INFO\ROTATION\STR
6500118	2	DECAL\DNGR\OBJECTS;THROWN
6500121	1	DECAL\WARN\IMPORTNT\DO;>
6500123	1	DECAL\INFO\DIESEL;FUEL
6500124	1	DECAL\INFO\HYD;OIL
6500132	1	DECAL\INFO\ENG;SERV
6500161	2	DECAL\LOGO\HD-10\SLV
6500155	14	DECAL\LOGO\4\STRIPES\SLV
6500156	37	DECAL\LOGO\2\STRIPE\SLV
6500157	2	DECAL\LOGO\RECYCLE\SLV
6500159	2	DECAL\LOGO\BIG;BITE;SLVR
6500206	1	DECAL\INFO\RADIO;CTRLR
6500208	1	DECAL\WARN\GENERAL
6500209	1	DECAL\WARN\THROWN OBJECT HAZARD
6500212	1	DECAL\WARN\ROTATING;PART
6500214	2	DECAL\WARN\OVRHEAD;CNVYR
6500216	2	DECAL\WARN\ELEC;HAZARD
6500220	2	DECAL\WARN\HI;PRESS;FLUID
6500224	2	DECAL\LOGO\DURATECH\SLV
6500245	35	DECAL\MISC\TAPE\RED\WHT
6500250	1	DECAL\INFO\LATCH\PLATFORM
6500253	3	DECAL\INFO\FLUID;LEVEL
6500255	1	DECAL\CNVYR;LIFT
6500256	1	DECAL\INFO\CNVYR;RUN & TILT
6500258	1	DECAL\INFO\CNVYR\LIFT & FOLD
6500274	1	DECAL\INFO\TUB;PRESSURE
6500275	1	DECAL\INFO\CNVYR;PRESSURE
6500244	1	DECAL\LOGO\DURATECH\SLV
7500403		PAINT\MAROON\QUART
7500404		PAINT\MAROON\GALLON
7500405		PAINT\MAROON\SPRAY\12OZ.



DURATECH[®]

CLEARING THE WAY FOR A BETTER TOMORROW

