



# DURATECH<sup>®</sup>



**Manual 2: Parts Reference**

# 6010<sup>™</sup>

## Tub Grinder



PRODUCT INFORMATION



0500162 • FEBRUARY 2020

DURATECH INDUSTRIES INTERNATIONAL INC.  
PO Box 1940, JAMESTOWN, ND 58402-1940  
TEL: (701) 252-4601 • FAX: (701) 252-0502  
WWW.DURATECHINDUSTRIES.NET • WWW.HAYBUSTER.COM



 **DURATECH<sup>®</sup>**  
*Clearing the Way for a Better Tomorrow*



# **6010<sup>TM</sup>**

## **Industrial Tub Grinder**

# **Manual 2: Parts Reference**

DuraTech Industries International Inc.(DuraTech) has made every effort to assure that this manual completely and accurately describes the operation and maintenance of the 6010<sup>TM</sup> Industrial Tub Grinder as of the date of publication. DuraTech reserves the right to make updates to the machine from time to time. Even in the event of such updates, you should still find this manual to be appropriate for the safe operation and maintenance of your unit.

This manual, as well as materials provided by component suppliers to DuraTech are all considered to be part of the information package. Every operator is required to read and understand these manuals, and they should be located within easy access for periodic review.

 **DURATECH**® is a registered trademark of Duratech Industries International, Inc.

6010 is a trademark of Duratech Industries International, Inc.

---



 **DURATECH<sup>®</sup>**  
*Clearing the Way for a Better Tomorrow*





## **Foreword**

### **All personnel must read and understand before operating unit**

DuraTech Industries International Inc. (DuraTech) has made every effort to assure that this manual completely and accurately describes the operation and maintenance of this Industrial Grinder as of the date of publication. DuraTech reserves the right to make updates to the machine from time to time. Even in the event of such updates, you should still find this manual to be appropriate for the safe operation and maintenance of your machine.

This manual, as well as materials provided by component suppliers to DuraTech Industries are all considered to be part of the information package. Every operator is required to read and understand these manuals. All manuals should be located within easy access for troubleshooting and periodic review.

### **Appropriate use of the unit**

This Industrial Grinder is designed to grind wood waste and other materials, including grass clippings, leaves, construction and demolition debris, tree branches and tree trunks. It is **NOT** designed to grind rocks, steel, concrete, or the like.

### **Operator protection**

As with all machinery, care needs to be taken by the operator in order to insure the safety of the operator and those in the surrounding area.



**WARNING: Operators and those observing the operation of the Industrial Grinder are required to wear head, eye, and ear protection. No loose clothing is allowed.**





**TABLE OF CONTENTS**

**Manual 2: Parts Reference .....1**

    MAIN FRAME ASSEMBLY .....2

    FIFTH WHEEL HITCH ASSEMBLY .....4

    PINTLE HITCH - WITH FUEL TANK.....6

    REAR CHASSIS SUBASSEMBLY .....8

    AXLE AND TIRES.....10

    PLATFORM ASSEMBLY .....12

    TUB ASSEMBLY .....14

    TUB ASSEMBLY - NARROWED TUB.....16

    TUB DRIVE ASSEMBLY .....18

    TUB ROLLER ASSEMBLY .....20

    HEAVY PRESSURE ROLLER ASSEMBLY.....22

    ROTOR ASSEMBLY .....24

    DRIVE LINE ASSEMBLY .....26

    ROTOR BOX ASSEMBLY .....28

    AUGER ASSEMBLY.....30

    LOWER DISCHARGE CONVEYOR.....32

    MATERIAL SLIDE.....34

    UPPER DISCHARGE CONVEYOR .....36

    CONTROL PANEL ASSEMBLY .....38

    REAR AUXILIARY CONTROL PANEL.....40

    ENGINE SHROUD ASSEMBLY .....42

    FRONT SHROUD ASSEMBLY .....44

    ROTARY SCREEN ASSEMBLY .....46

    ENGINE DUCTING .....48

    BATTERY BOX ASSEMBLY .....50

    FIFTH WHEEL FUEL TANK ASSEMBLY.....52

    HYDRAULIC OIL TANK .....54

    DEF TANK.....56

    VALVE ENCLOSURE.....58

    HYDRAULIC OIL TANK WITH HOSES AND FITTINGS - VIEW A.....60

    HYDRAULIC OIL TANK WITH HOSES AND FITTINGS - VIEW B.....61

    TUB AND CONVEYOR PUMP WITH HOSES AND FITTINGS .....62

    TUB AND CONVEYOR VALVE WITH HOSES AND FITTINGS - VIEW A .....64

    TUB AND CONVEYOR VALVE WITH HOSES AND FITTINGS - VIEW B .....65

    DISCHARGE CONVEYOR MOTOR WITH HOSES AND FITTINGS .....66

    TUB TILT CYLINDER.....67

    AUGER HYDRAULICS .....68

    RADIATOR COOLING LINES .....70

    AUXILIARY VALVE SUPPLY HOSES AND FITTINGS .....72

    MANIFOLD BLOCK VALVE WITH HOSES AND FITTINGS .....74

    LIFT & FOLD HYDRAULIC CYLINDERS WITH HOSES AND FITTINGS.....75



## TABLE OF CONTENTS

CONVEYOR SWING HYDRAULIC CYLINDER WITH HOSES AND FITTINGS.....	76
CROSSOVER HOSES - A.....	77
CROSSOVER HOSES - B.....	78
CROSSOVER HOSES - C.....	79
TUB DRIVE MOTOR WITH HOSES AND FITTINGS.....	80
CLUTCH OIL TANK.....	82
HYDRAULIC CLUTCH AND FILTER.....	84
CLUTCH TANK.....	87
GRAPPLE LOADER PUMP AND PILOT VALVE (OPTION).....	88
CLUTCH FILTER.....	91
HYDRAULIC TUB AND CONVEYOR VALVE 4000584.....	92
HYDRAULIC AUXILIARY VALVE 4000583.....	93
HYDRAULIC TUBE CLAMP ASSEMBLIES.....	94
ORBIT MOTOR.....	96
HYDRAULIC CYLINDER SEALS AND OTHER ITEMS.....	98
CLUTCH WIRING PLC - 5700984.....	102
CLUTCH WIRING HARNESS - 5700985.....	103
TAIL LIGHT WIRING HARNESS - 5700527.....	104
ELECTRICAL PARTS LIST.....	105
UNIVERSAL AIR BRAKE PARTS.....	106
UNITED STATES AIR BRAKES.....	108
AUSTRALIAN AIR BRAKES.....	110
ABS AIR BRAKES.....	112
MILL COVER ASSEMBLY.....	114
TUB COVER ASSEMBLY.....	116
HINGED TUB COVER ASSEMBLY.....	118
HYDRAULIC JACKS - PARTS.....	120
AIR COMPRESSOR ASSEMBLY.....	122
TUB AGITATOR.....	124
MAGNETIC ROLLER ASSEMBLY.....	126
PACKAGE TOOL BOX ASSEMBLY.....	129
3010 HAMMER ROD PULLER OPTION.....	130
3010 HAMMER ROD PULLER OPTION SCHEMATIC.....	132
GRAPPLE LOADER OPTION CAB.....	134
GRAPPLE LOADER OPTION CAB SWITCHES AND GAUGES.....	136
GRAPPLE LOADER OPTION - GRAPPLE STOP.....	138
GRAPPLE LOADER OPTION CAB LADDER.....	140
4704135 HOOD LOADER POWER UNIT KIT.....	142
OMNEX RADIO REMOTE CONTROL.....	145
5701219 POWER HARNESS, 1 RELAY SCHEMATIC.....	146
5701220 POWER HARNESS, 2 RELAY SCHEMATIC (GRAPPLE LOADER).....	147
5701222 CATERPILLAR ENGINE TIER IV CONTROL PANEL JUMPER.....	148



**TABLE OF CONTENTS**

5701224 POWER HARNESS.....149  
5700885 HPTO BULKHEAD #3 HARNESS .....150  
5701225 GRAPPLE LOADER POWER HARNESS.....151  
5701215 LIGHT AND SENSOR HARNESS .....152  
5701227 ENGINE HARNESS.....153  
DECALS .....154

**6010 TRACK OPTION**

TRACK FRAME AND FUEL TANK 6010 TRACK.....156  
DISCHARGE CONVEYOR 6010 TRACK .....158  
DISCHARGE CONVEYOR - TRACK.....161  
DISCHARGE ORBIT MOTOR 6010 TRACK (SHORT CONVEYOR OPTION).....162  
CONVEYOR LIFT CYLINDER 6010 TRACK (SHORT CONVEYOR OPTION) .....164  
RH TRACK PUMP & CLUTCH PUMP 6010 TRACK.....166  
LH TRACK PUMP 6010 TRACK.....168  
HYDRAULIC TANK 6010 TRACK - VIEW 1.....170  
HYDRAULIC TANK 6010 TRACK - VIEW 2.....172  
HYDRAULIC TANK 6010 TRACK - VIEW 3.....174  
GEAR PUMP AUXILIARY/TUB 6010 TRACK.....176  
PRESSURE GUAGE .....178  
TRACK SHIFT VALVES 6010 TRACK.....180  
RH TRACK MOTOR 6010 TRACK .....182  
LH TRACK MOTOR 6010 TRACK .....184  
TRACK CONTROL VALVES 6010 TRACK .....186

4000249 CENTER SECTIONS .....188  
4000249 TIE ROD AND END SECTION.....190  
6010 WEAR PARTS .....192

**6010 DOCUMENTATION COMMENT FORM ..... 193**

**APPENDIX A SCHEMATIC FOLDOUTS ..... 195**

BELLY AUGER, DISCHARGE CONVEYOR AND TUB DRIVE  
HYDRAULIC SCHEMATIC.....FO-1  
HYDRAULIC CYLINDER SCHEMATIC.....FO-2  
MAIN CONTROL PANEL HARNESS - 5701213.....FO-3  
MACHINE VALVES HARNESS - 5701214.....FO-4  
CONTROL PANEL LOADER HARNESS - 5701216.....FO-5  
MACHINE GRAPPLE LOADER HARNESS - 5701217.....FO-6  
LOADER CAB BULKHEAD HARNESS - 5701218 .....FO-7





## TABLE OF CONTENTS



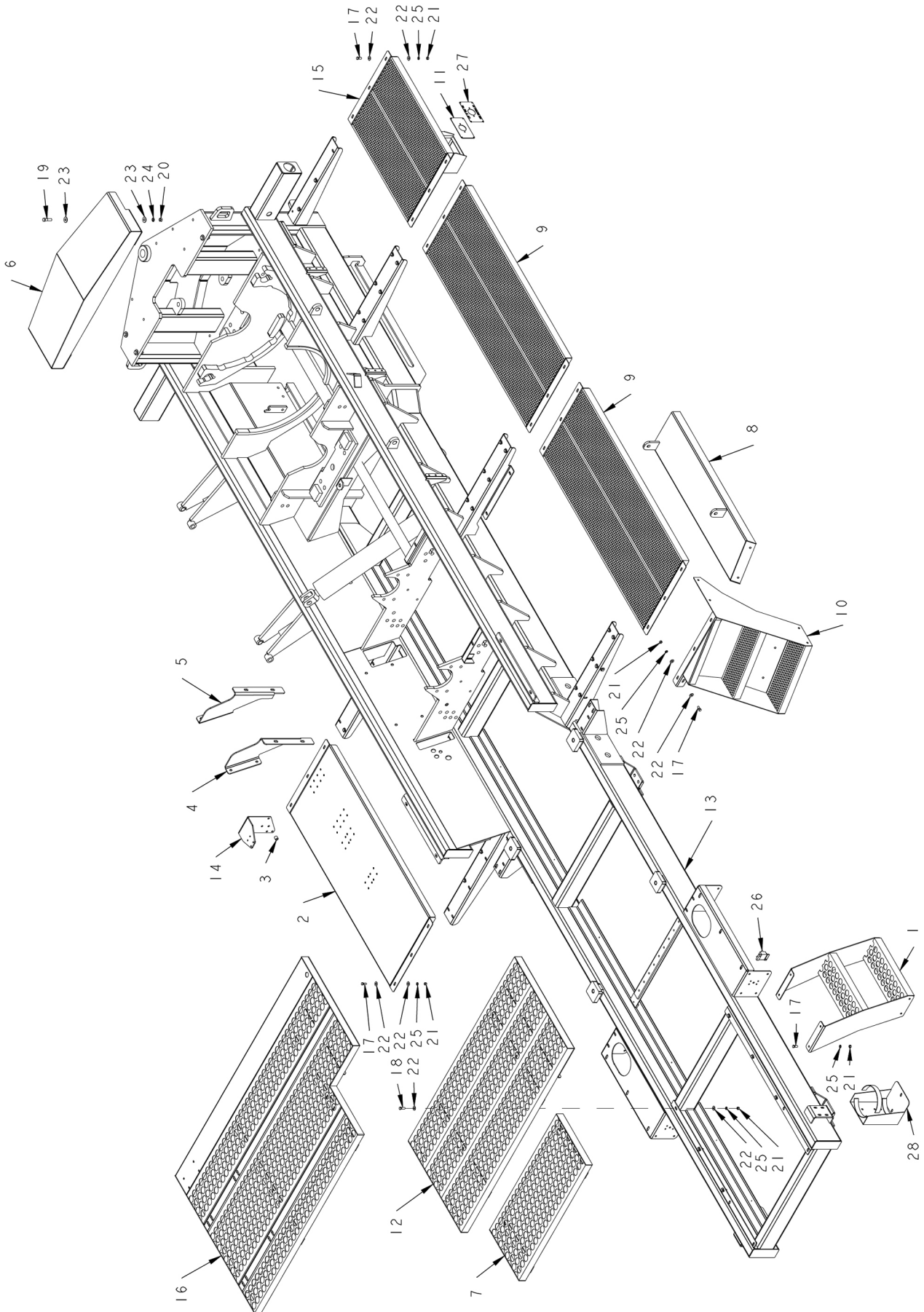


# **6010<sup>TM</sup>**

## **Industrial Tub Grinder**

# **Manual 2: Parts Reference**

# MAIN FRAME ASSEMBLY



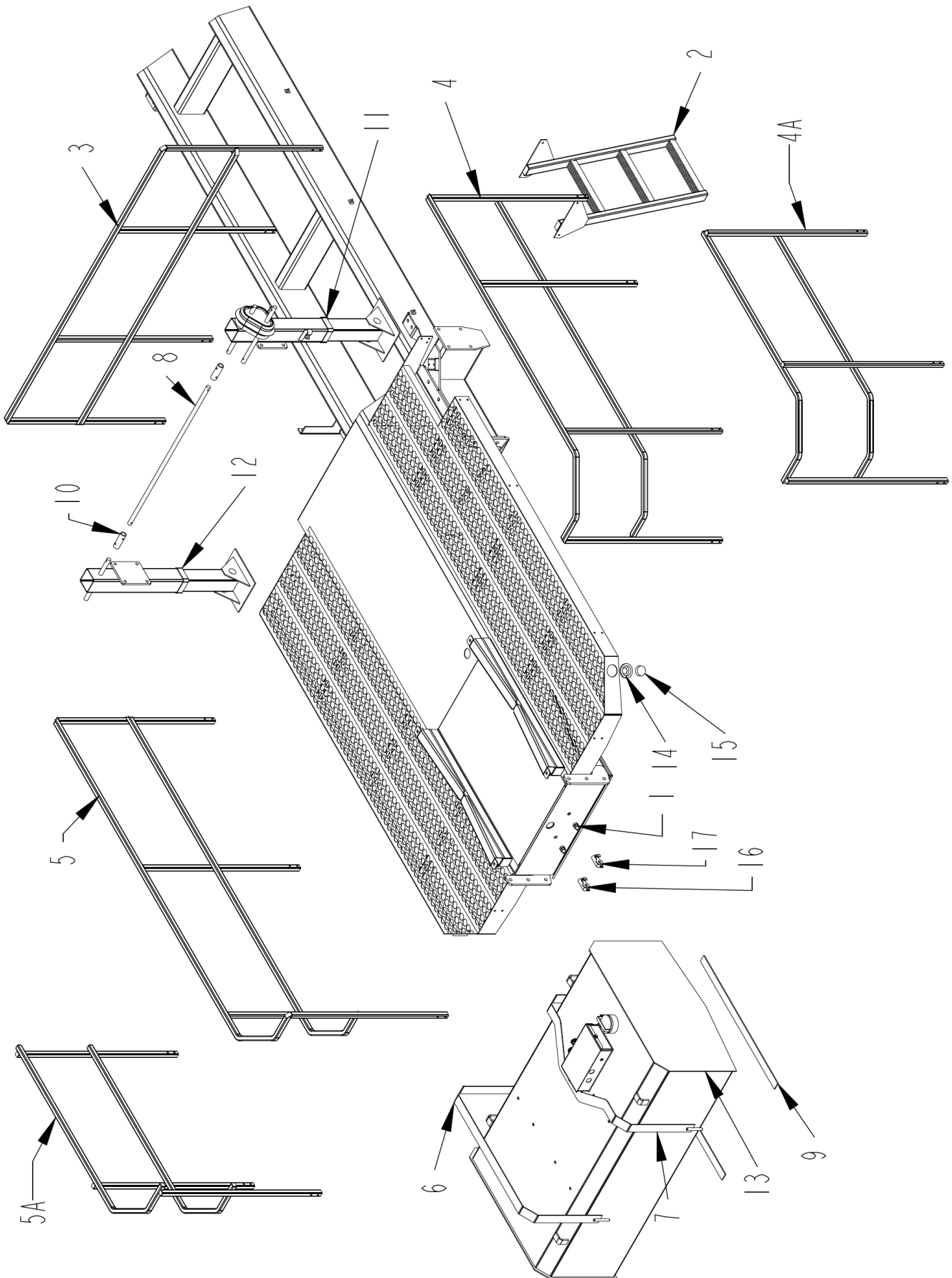
**MAIN FRAME ASSEMBLY**

<b>ITEM</b>	<b>PART</b>	<b>QTY.</b>	<b>PART DESCRIPTION</b>
1	4501741	1	LDDR\SERV\RAD\STEP\2
2	4502684	1	DECK\VALVE
3	4703711	2	BUSH\MOUNT\VALVE
4	4703739	1	BRKT\TANK\OIL\HPTO14\LH
5	4703740	1	BRKT\TANK\OIL\HPTO14\RH
6	4703884	1	CVR\CNVYR\DSCHR
7	4704140	1	WALKWAY\18"
8	4704284	1	BRC\ASY\STEP
9	4704625	2	DECK\SERV\RTR
10	4704628	1	LDDR\SERV\RTR
11	4705448	1	SH\PNL\CNTRL\CNVYR\REAR
12	4705821	1	WALKWAY\FRONT\RAD
13	4705823	1	FRAME\GRDR
14	4705824	1	BRKT\FLTR\OIL\HPTO14\6010
15	4705833	1	DECK\SRV\REAR\RTR
16	4705964	1	WALKWAY\DECK\FR\RAD
17	4800003	33	BOLT\HEX\3/8X1
18	4800098	6	BOLT\HEX\3/8X1-1/4\NC
19	4800114	4	BOLT\HEX\1/2X2
20	4900001	4	NUT\HEX\1/2\NC
21	4900002	39	NUT\HEX\3/8\NC
22	5000001	70	WASH\FLAT\3/8
23	5000004	8	WASH\FLAT\1/2
24	5000006	4	WASH\LOCK\1/2
25	5000019	39	WASH\LOCK\3/8
26	5700821	1	BRKR\CRCT\60A\MAN;RESET\SURF
27	6500577	1	DECAL\PNL\CNTRL\CNVYR\REAR
28	7500853	2	BRKT\EXTINGUISHER\20LB

**NOT SHOWN**

7500852                      EXTINGUISHER\FIRE\20LB

# FIFTH WHEEL HITCH ASSEMBLY





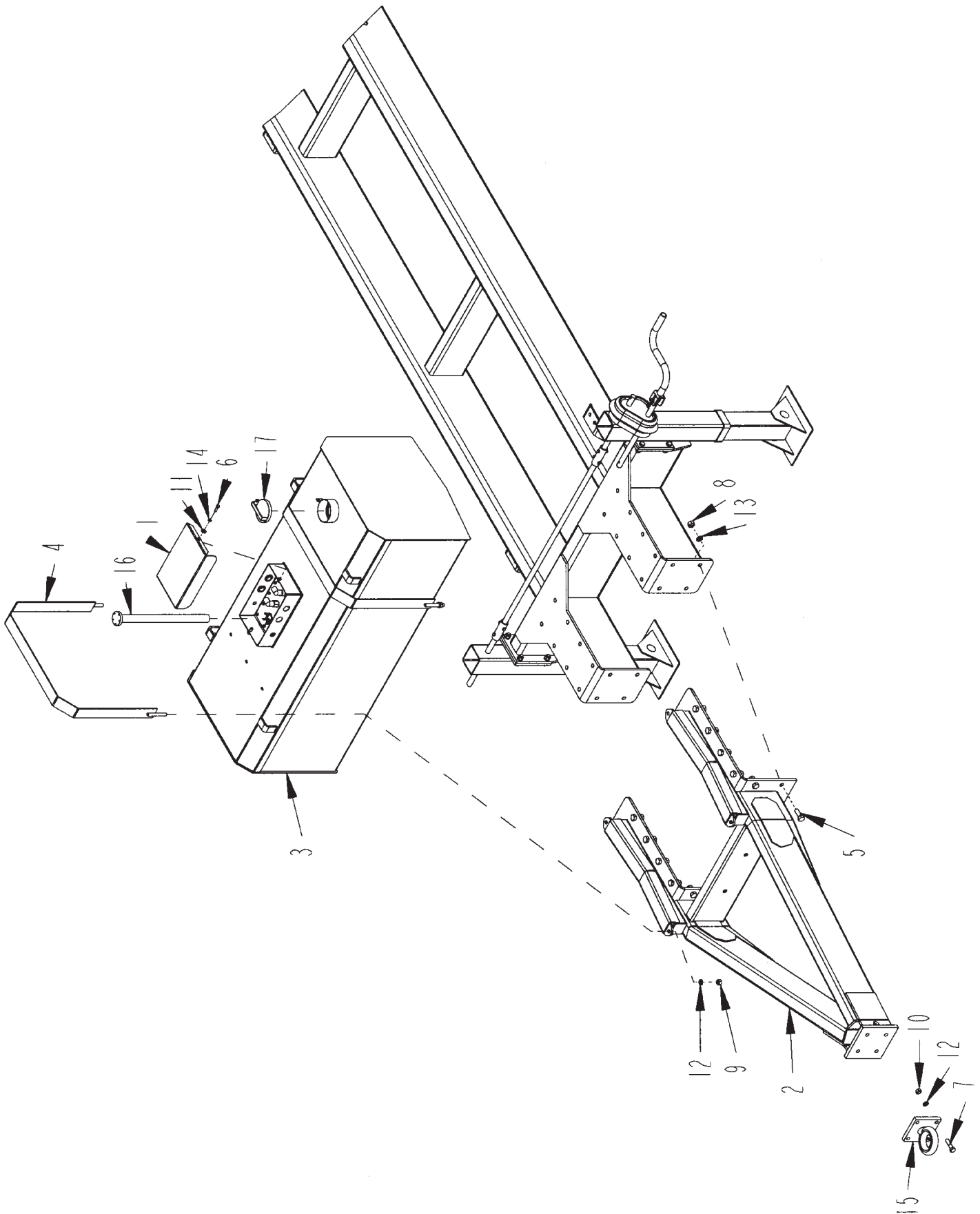
**FIFTH WHEEL HITCH ASSEMBLY**

<b>ITEM</b>	<b>PART</b>	<b>QTY.</b>	<b>PART DESCRIPTION</b>
1	3800506	2	FTG\1/2MPX1/4FP\1-3/4\BULKHEAD
2	4501720	1	LDDR\SERV\DECK\FRNT
3	4501722	1	RAIL\FIFTHWHL
4	4501723	1	RAIL\FIFTHWHL
4A	4703496		RAIL\HAND\FIFTH\RH (GRAPPLE ONLY)
5	4501724	1	RAIL\FIFTHWHL
5A	4703497		RAIL\HAND\FIFTH\LH (GRAPPLE ONLY)
6	4501738	1	STRAP\TIEDOWN\TANK\FUEL
7	4501739	1	STRAP\TIEDOWN\TANK\FUEL
8	4501740	1	SHFT\CPLR\JACK\DUAL\1X47
9	4700403	2	PAD\TANK\FUEL
10	4700404	2	CPLR\SHFT\JACK\FRM\MN
11	4702902	1	JACK\LH\FRM\MN\HD9
12	4702903	1	JACK\RH\FRM\MN\HD9
13	4703055	1	TANK\FUEL\72-1/2X44-1/2X24-1/2
14	5700202	2	LAMP\GRMMT\2-1/2KIT\W\PLUG
15	5700203	2	LAMP\CL\12VDC\2-1/2ROUND\YELLOW\SEALED
16	7500461	1	GLAD HAND SERVICE
17	7500462	1	GLAD HAND EMERGENCY

**NOT SHOWN**

5800609 JACK\HNDL\25,000 LG

# PINTLE HITCH - WITH FUEL TANK



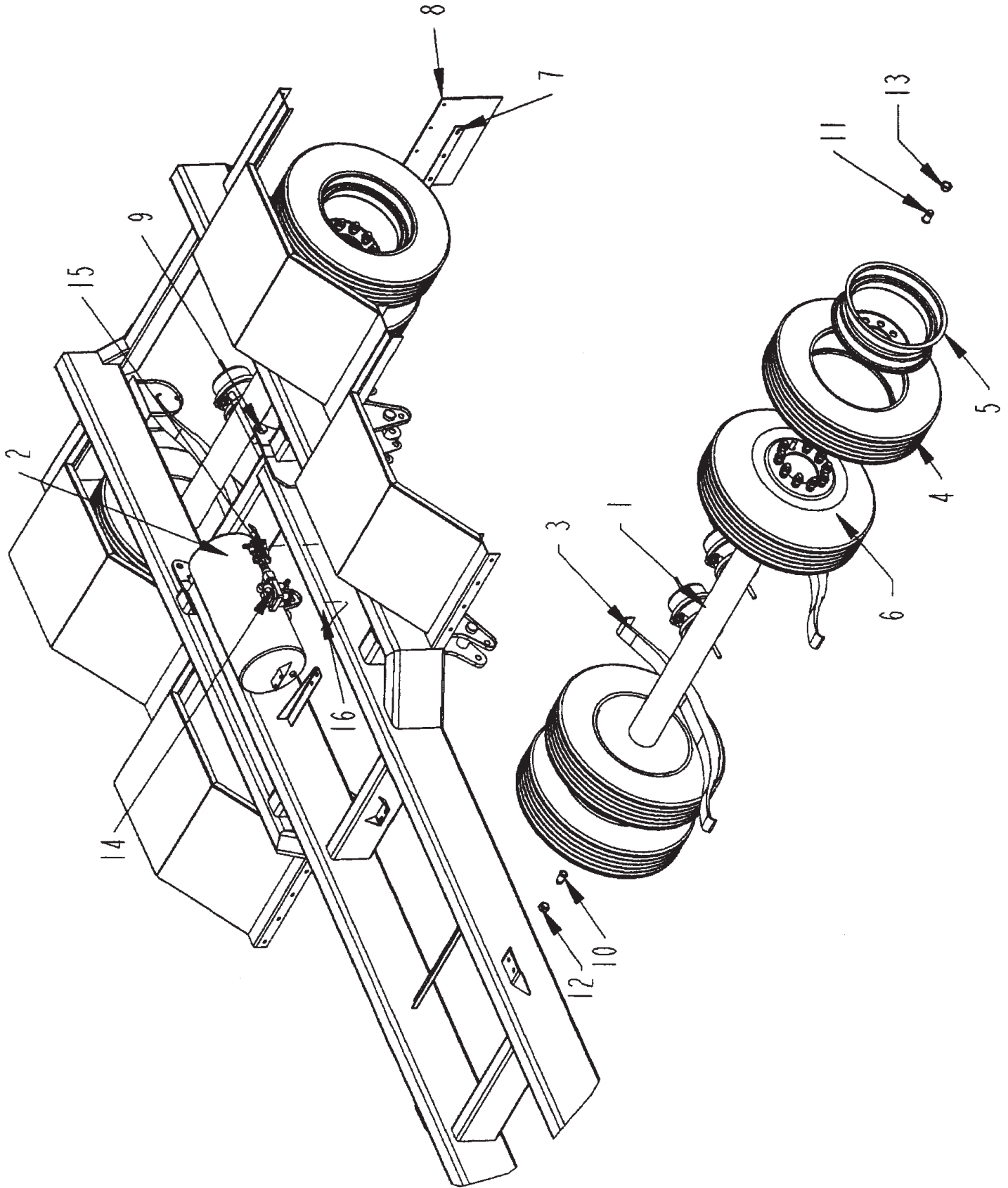
**PINTLE HITCH - WITH FUEL TANK**

<b>ITEM</b>	<b>PART</b>	<b>QTY.</b>	<b>PART DESCRIPTION</b>
1	4703105	1	CVR\GAUGE\TANK\FUEL
2	4703465	1	HITCH\PINTLE
3	4703466	1	TANK\FUEL\PINTLE\3010
4	4703467	2	STRAP\TIEDOWN\TANK\FUEL
5	4800033	24	BOLT\HEX\3/4X2
6	4800098	2	BOLT\HEX\3/8X1-1/4\NC
7	4800271	4	BOLT\HEX\5/8X2-1/2\GR8
8	4900004	24	NUT\HEX\3/4\NC
9	4900005	4	NUT\HEX\5/8\NC
10	4900070	4	NUT\HEX\5/8\GR8\NC
11	5000001	2	WASH\FLAT\3/8
12	5000003	8	WASH\LOCK\5/8
13	5000012	24	WASH\LOCK\3/4
14	5000019	2	WASH\LOCK\3/8
15	7501177	1	PINTLE HITCH 4 BOLT , 66K
16	7500682	1	GAUGE\FUEL\SENDING\HD12
17	7500811	1	CAP\FUEL\LOW_PRESS_RELIEF

**Not Shown**

4703468	2	PAD\TANK\FUEL
4702607	1	CHAIN\SFTY\70-LINKS\HITCH
5800002	2	HOOK\SLIP\5/16

REAR CHASSIS SUBASSEMBLY

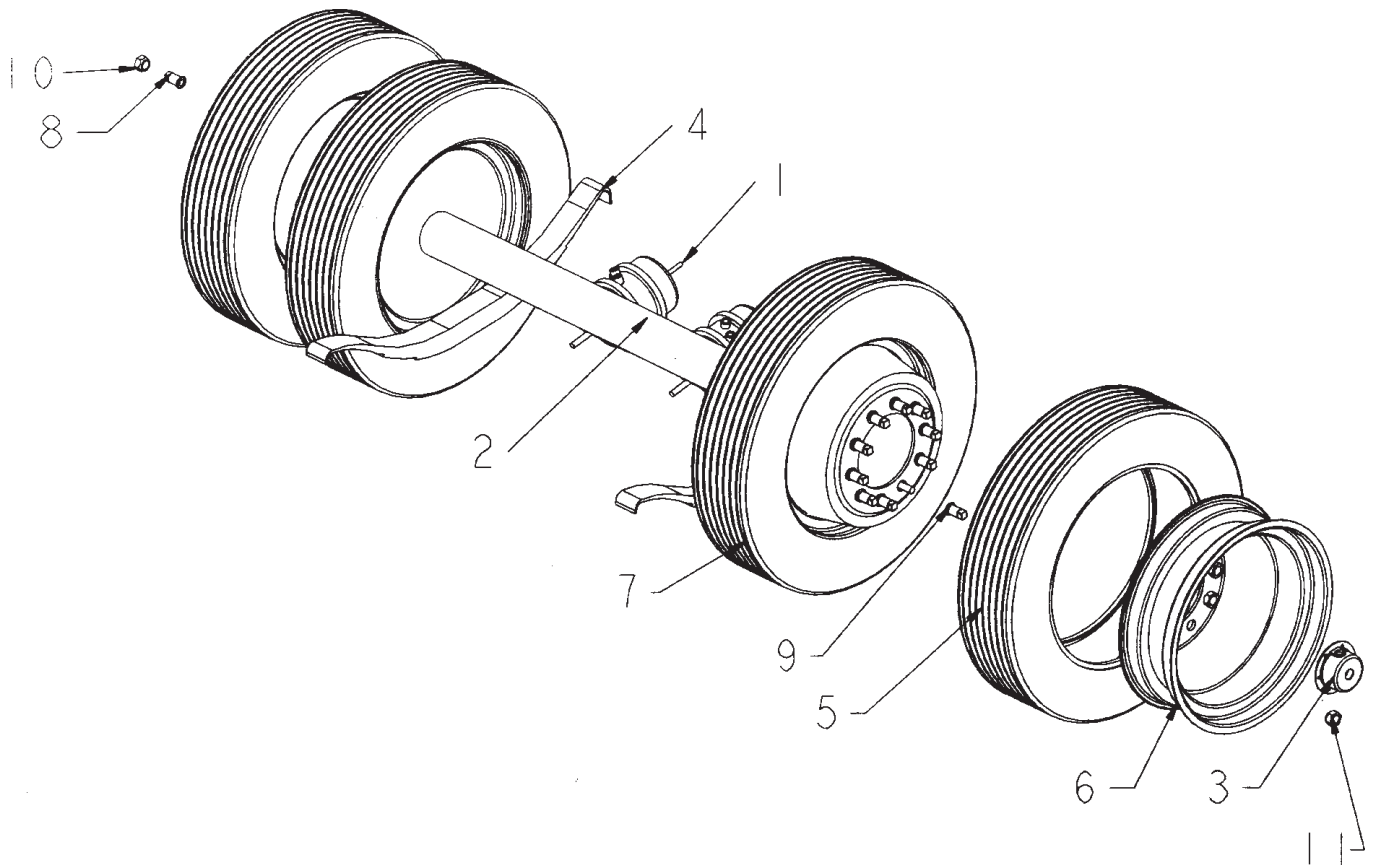


**REAR CHASSIS SUBASSEMBLY**

<b>ITEM</b>	<b>PART</b>	<b>QTY.</b>	<b>PART DESCRIPTION</b>
1	2500638	2	AXLE\22.5K\79-1/2HUBFACE
2	2500919	1	AIR TANK HD10\3010\1155
	2500957	1	TANK\AIR\2880\2BUNG/SIDE
3	2500954	4	3LEAF\SPRNG\9700\4012
4	2600029	8	TIRE\255.70R22.5\16PLY
5	2600634	8	WHL\RIM\10-BOLT\22.5X8.25
6	2600815	8	WHL\ASSY\255X70RX22.5\DUAL
7	4701609	2	BRKT\FLAP\MUD
8	4701771	2	FLAP\MUD\22-1/2X12X1/4
9	4800140	1	BOLT\HEX\1X3\NC
10	4900162	20	NUTWHL\3/4\INNER\RH
11	4900163	20	NUTWHL\3/4\INNER\LH
12	4900164	20	NUTWHL\3/4\OUTER\RH
13	4900165	20	NUTWHL\3/4\OUTER\LH
14	7500459	1	VALVE\BRAKE\RELY\SERV\380
15	7500460	1	VALVE\BRAKE\CNTRL\SPRING
16	7500951	5	CLAMP\CUSH\#24\1-1/2
	<b>Not Shown</b>		
	2500952		CAP\OIL\W-VENT\20K\PLSTC



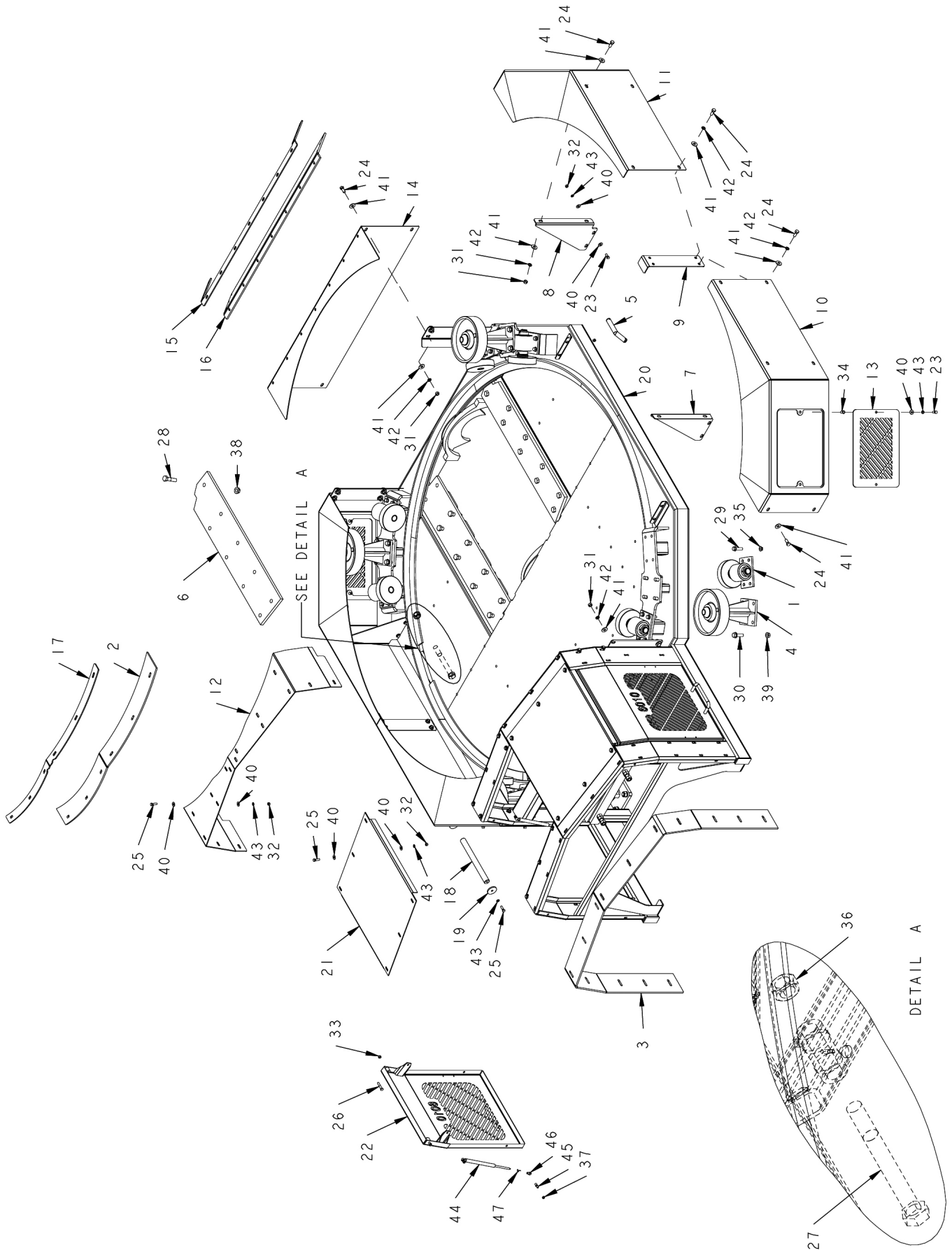
**AXLE AND TIRES**



**AXLE AND TIRES**

<b>ITEM</b>	<b>PART</b>	<b>QTY.</b>	<b>PART DESCRIPTION</b>
1	2500632	4	30\30 AIR CHAMBER W/HARD
2	2500638	2	AXLE\22.5K\79-1/2HUBFACE>
3	2500941	1	HUBCAP\PLSTC\22.5K\CR1643
4	2500954	4	SPRING\LEAF\22.5K\3LEAF
5	2600029	8	TIRE\255.70R22.5\16PLY
6	2600634	8	WHL\RIM\10-BOLT\22.5X8.25
7	2600815	8	WHL\ASSY\255X70RX22.5\>
8	4900162	20	NUTWHL\3/4\INNER\RH
9	4900163	20	NUTWHL\3/4\INNER\LH
10	4900164	20	NUTWHL\3/4\OUTER\RH
11	4900165	20	NUTWHL\3/4\OUTER\LH

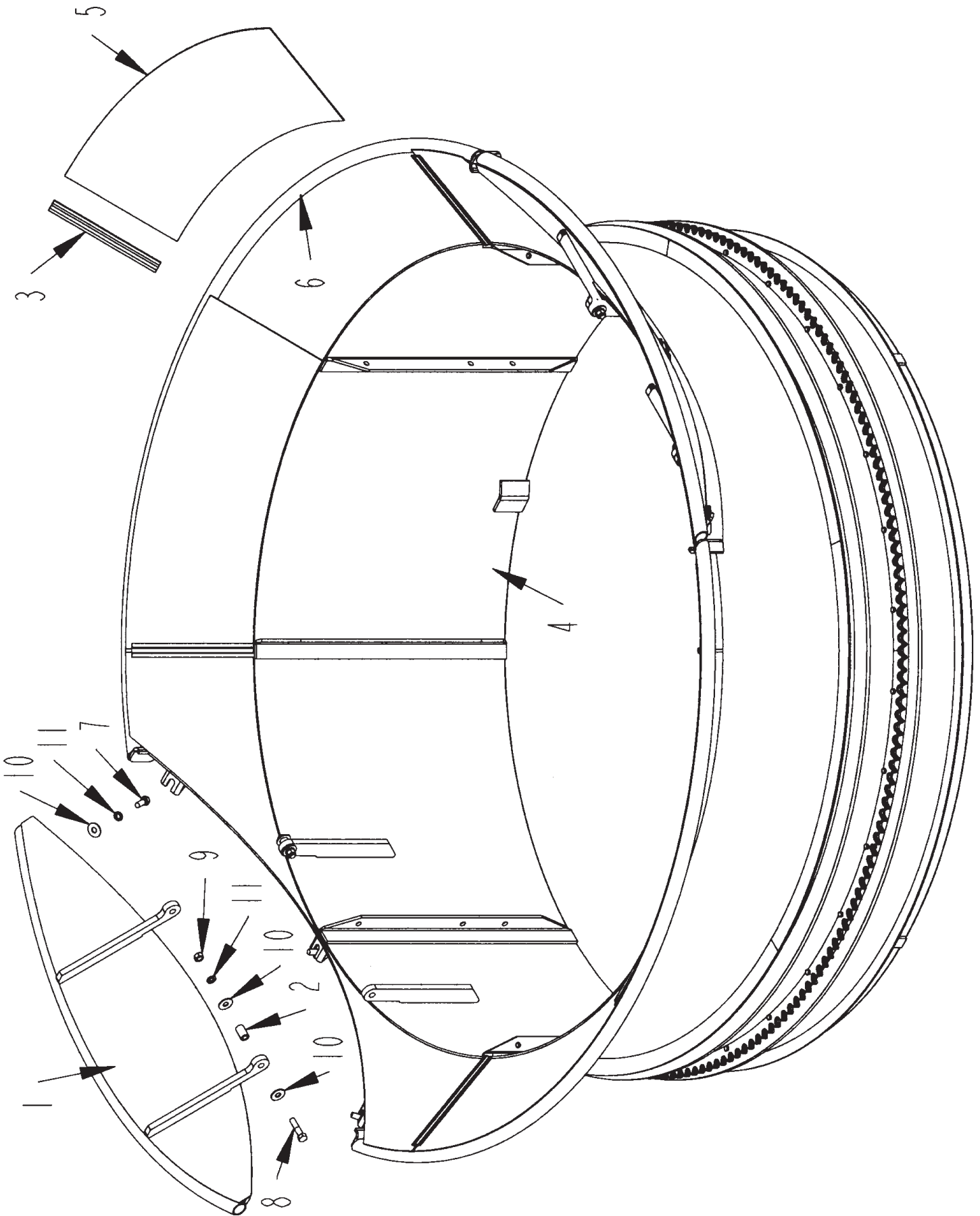
**PLATFORM ASSEMBLY**



**PLATFORM ASSEMBLY**

ITEM	PART	QTY.	PART DESCRIPTION
1	4704119	8	RLLR\TUB
2	1700204	1	SEAL\TUB
3	1700210	1	SEAL\RBBR\DR\TUB
4	4702593	4	RLLR\PRESS
5	4702827	2	PIN\LATCH\PLFRM
6	4703715	2	MNT\HLDDWN\SCRN\PLFRM
7	4703719	2	BRKT\SHLD\CHAIN\DRIVE\TUB
8	4703720	2	BRKT\SHLD\CHAIN\DRIVE\TUB
9	4703723	2	BRKT\SHLD\SIDE\CENTER
10	4703724	2	SHLD\TUB
11	4703725	2	SHLD\TUB\CORNER
12	4703726	1	SHLD\DRIVE\TUB
13	4703727	4	DOOR\SHLD\TUB
14	4703744	1	SHLD\TUB\REAR
15	4704087	1	BRKT\DFLCTR\MATL\REAR
16	4704088	1	DFLCTR\RBBR
17	4704095	1	BRKT\SEAL\TUB
18	4704933	1	PIN\PLFRM\TILT\CYL
19	4704934	2	WASH\2-1/4 O.D.
20	4705304	1	FRM\PLTFRM\TILT
21	4705306	2	CVR\DRV\TUB
22	4705848	2	DOOR\DR\TUB
23	4800003	16	BOLT\HEX\3/8X1
24	4800018	20	BOLT\HEX\1/2X1-1/4
25	4800098	24	BOLT\HEX\3/8X1-1/4\NC
26	4800146	4	BOLT\HEX\3/8X2
27	4800601	2	BOLT\HEX\1X9\NC
28	4800649	18	BOLT\HEX\3/4X3\GR8\NC
29	4800930	32	BOLT\FLG\SERR\1/2X2\NC
30	4800949	16	BOLT\FLG\5/8X2\GR8\NC
31	4900001	20	NUT\HEX\1/2\NC
32	4900002	31	NUT\HEX\3/8\NC
33	4900023	4	NUT\TPLCK\3/8\NC
34	4900083	8	NUT\INSERT\3/8\LONG\0.15-0.312\(.418/CD)
35	4900100	32	NUT\FLG\TPLCK\1/2\NC
36	4900127	2	NUT\TPLCK\1\NC
37	4900142	8	NUT\TPLCK\5/16\NC
38	4900160	18	NUT\FLG\TPLOCK\3/4\GR8\NC
39	4900178	16	NUT\FLG\TPLCK\5/8\GR8\NC
40	5000001	71	WASH\FLAT\3/8
41	5000004	48	WASH\FLAT\1/2
42	5000006	28	WASH\LOCK\1/2
43	5000019	41	WASH\LOCK\3/8
44	7500663	4	SPRNG\GAS\90LB\9416K224
45	7500664	8	BALL STUD\SHOCK\FITTING\M6
46	7500665	8	END FITTING\GAS SPRING \m6
47	7500666	8	SAFETY CLIP

TUB ASSEMBLY



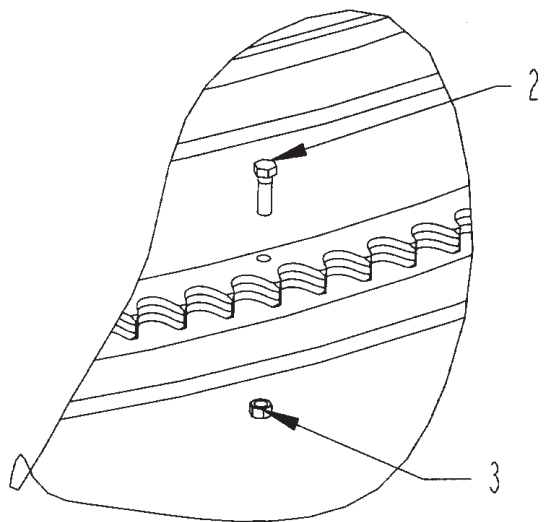
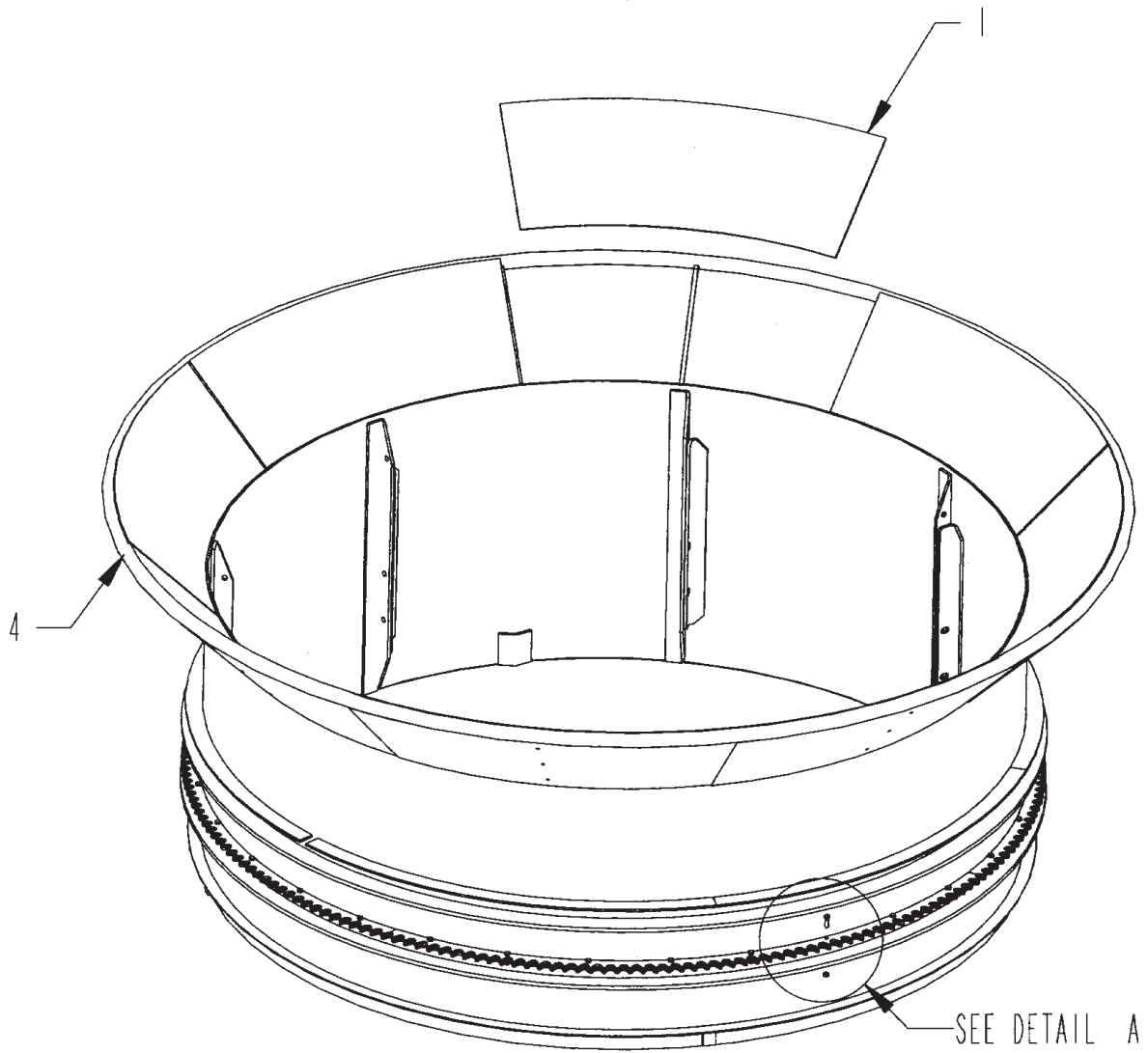


**TUB ASSEMBLY**

<b>ITEM</b>	<b>PART</b>	<b>QTY.</b>	<b>PART DESCRIPTION</b>
1	4702397	2	FLARE\FLDG
2	4702904	4	BUSH\HINGE\FLR\TUB
3	4703461	6	CHAN\SPLC\PETAL\TUB
4	4703462	1	TUB
5	4703953	4	PETAL\TUB
6	4703954	2	RING\TUB;FLANGE\TOP
7	4800106	6	BOLT\HEX\5/8X1-1/2
8	4800196	4	BOLT\HEX\5/8X2-3/4
9	4900005	4	NUT\HEX\5/8\NC
10	5000002	14	WASH\FLAT\5/8
11	5000003	10	WASH\LOCK\5/8

**4703540**                      **TUB\ASSY\SUB\3010**

TUB ASSEMBLY - NARROWED TUB

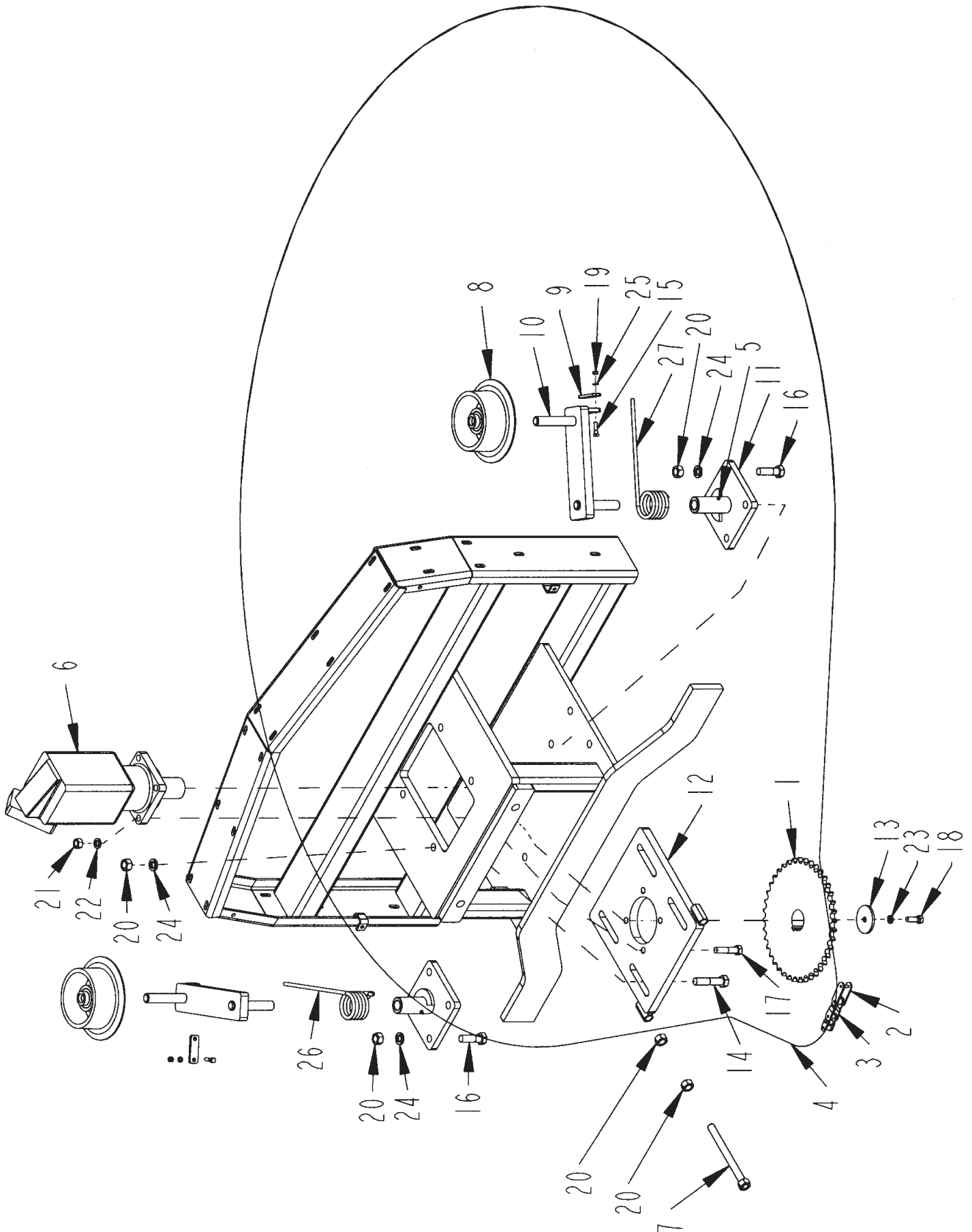


DETAIL A  
SCALE 3/16

**TUB ASSEMBLY - NARROWED TUB**

<b>ITEM</b>	<b>PART</b>	<b>QTY.</b>	<b>PART DESCRIPTION</b>
1	4703953	8	PETAL\TUB
2	4800098	32	BOLT\HEX\3/8X1-1/4\NC
3	4900023	32	NUT\TPLCK\3/8\NC
4	4703954	1	RING\TUB;FLANGE\TOP\HD10\96
	<b>4704118</b>		<b>TUB\NARROWED\COMPLETE</b>

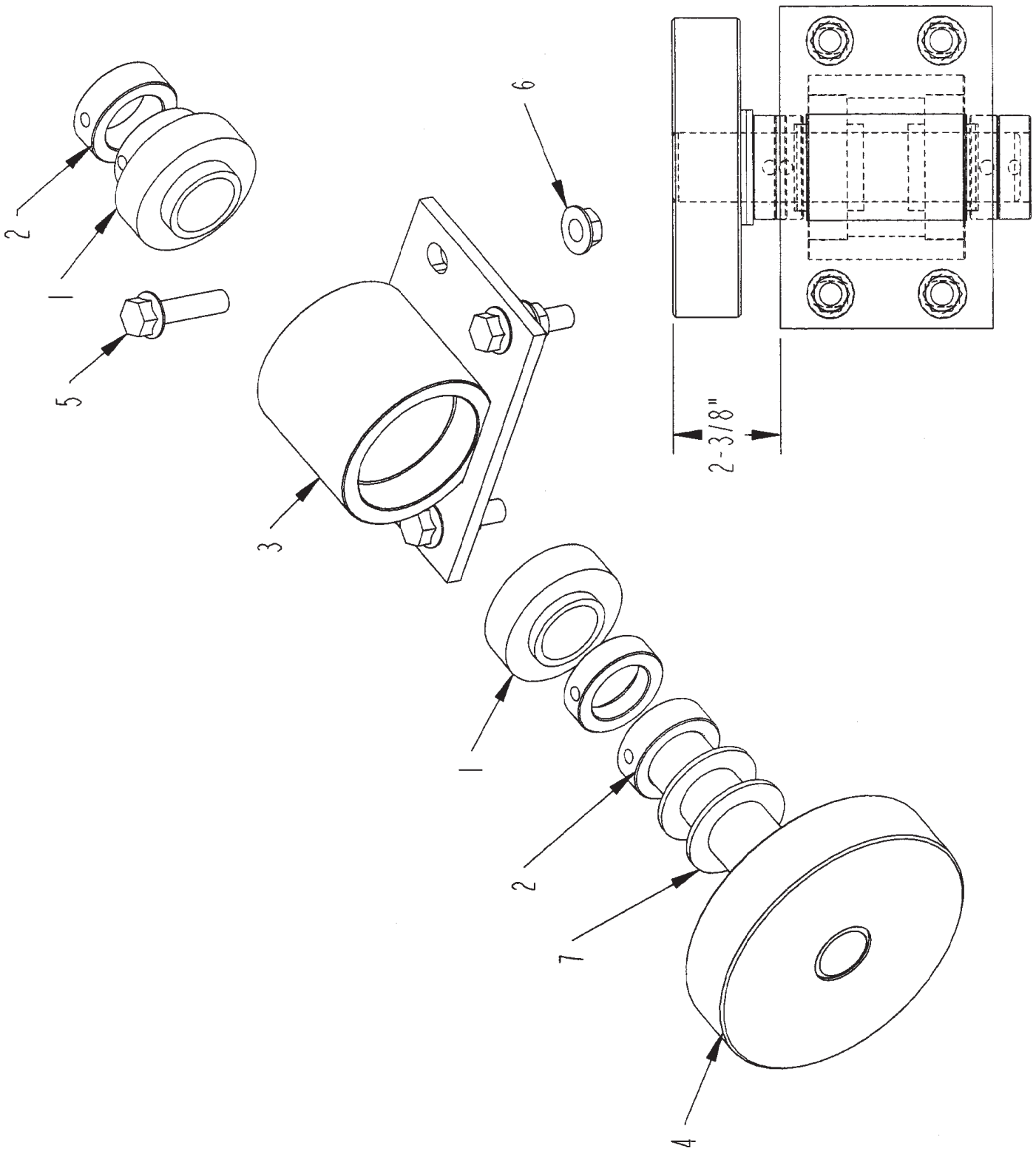
# TUB DRIVE ASSEMBLY



**TUB DRIVE ASSEMBLY**

ITEM	PART	QTY.	PART DESCRIPTION
1	1000240	1	SPKT\B\120\17\2-1/4BORE\1/2KW
2	1100242	1	CHAIN\120H\CL
3	1100243	1	CHAIN\120H\OL
4	1100245	1	CHAIN\120H\217LNK+CL
5	3800082	2	FTG\LUB\1/4NFXZERK\ADAPT
6	4200035	1	MTR\HYD\1191031-003
7	4501328	2	BOLT\HEX\3X4X8-1/2
8	4704024	2	RLLR\TNSR\CHAIN\TUB\CPPD
9	4501383	2	BRKT\SPRING\
10	4501705	2	BRKT\RLLR\TNSN
11	4501706	2	BRKT\RLLR\TNSN
12	4501707	1	BRKT\MTR\DRV\TUB
13	4703713	1	WASH\MTR\ORBIT
14	4800011	4	BOLT\HEX\3/4X3-1/2
15	4800071	4	BOLT\HEX\5/16X1-1/4
16	4800115	8	BOLT\HEX\3/4X2-1/2
17	4800196	4	BOLT\HEX\5/8X2-3/4
18	4800575	1	BOLT\HEX\1/2X1-1/2\NF
19	4900003	4	NUT\HEX\5/16\NC
20	4900004	18	NUT\HEX\3/4\NC
21	4900005	4	NUT\HEX\5/8\NC
22	5000003	4	WASH\LOCK\5/8
23	5000006	1	WASH\LOCK\1/2
24	5000012	12	WASH\LOCK\3/4
25	5000022	4	WASH\LOCK\5/16
26	6100078	1	SPG\DR\TUB
27	6100079	1	SPG\DR\TUB

# TUB ROLLER ASSEMBLY



**TUB ROLLER ASSEMBLY**

ITEM	PART	QTY.	PART DESCRIPTION
1	2000573	2	BRG\CYL\1-1/2\W-ECCENTRIC COLLAR\COATD
	2000078	2	BRG\CYL\1-1/2\SET;SCR
2	2000813	1 or 2	CLLR\SHFT\1-1/2\SET
3	4702007	1	BRG\PB\RLLR\TUB\ASYW\BEARINGINSERTS includes item 1
4	4704116	1	ASSY\ROLLER
5	4800930	4	BOLT\FLG\SERR\1/2X2\NC
6	4900100	4	NUT\FLG\TPLCK\1/2\NC
7	5000008	As Needed	WASH\MACH\1-1/2IDX10GA\NR

**4704119** **RLLR\TUB\ASSY\STEEL**  
includes 1, 2, 3, 4, 7

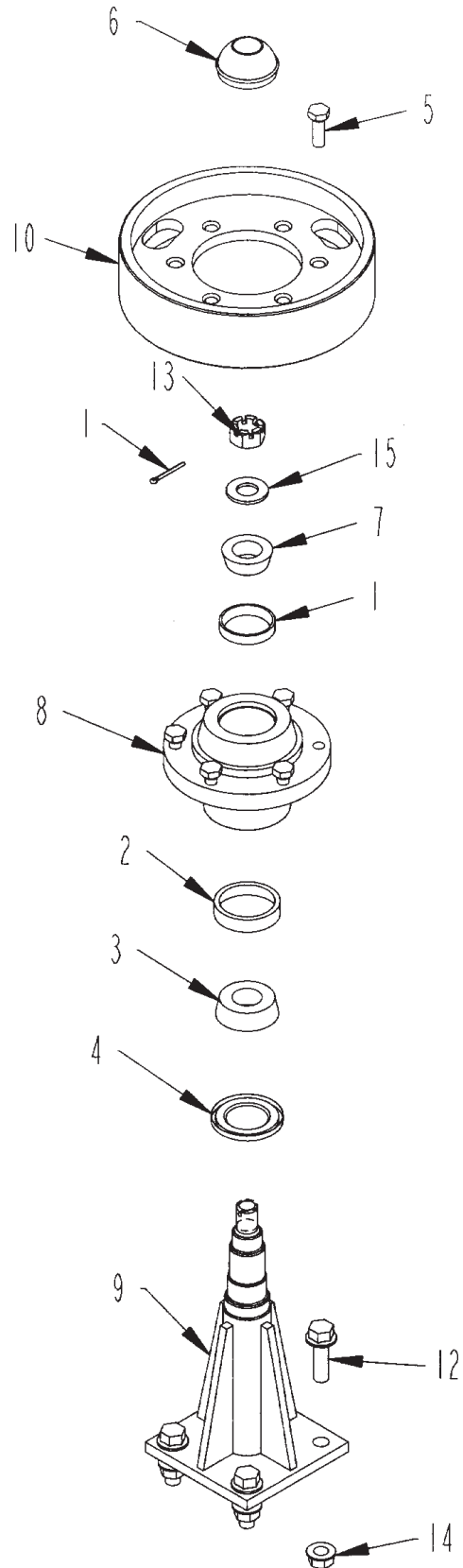
**Not Shown**

4701863 SHIM\RLLR\TUB\10GA

Note - use collar (#2) and washers (#7) to make 2-3/8" measurement



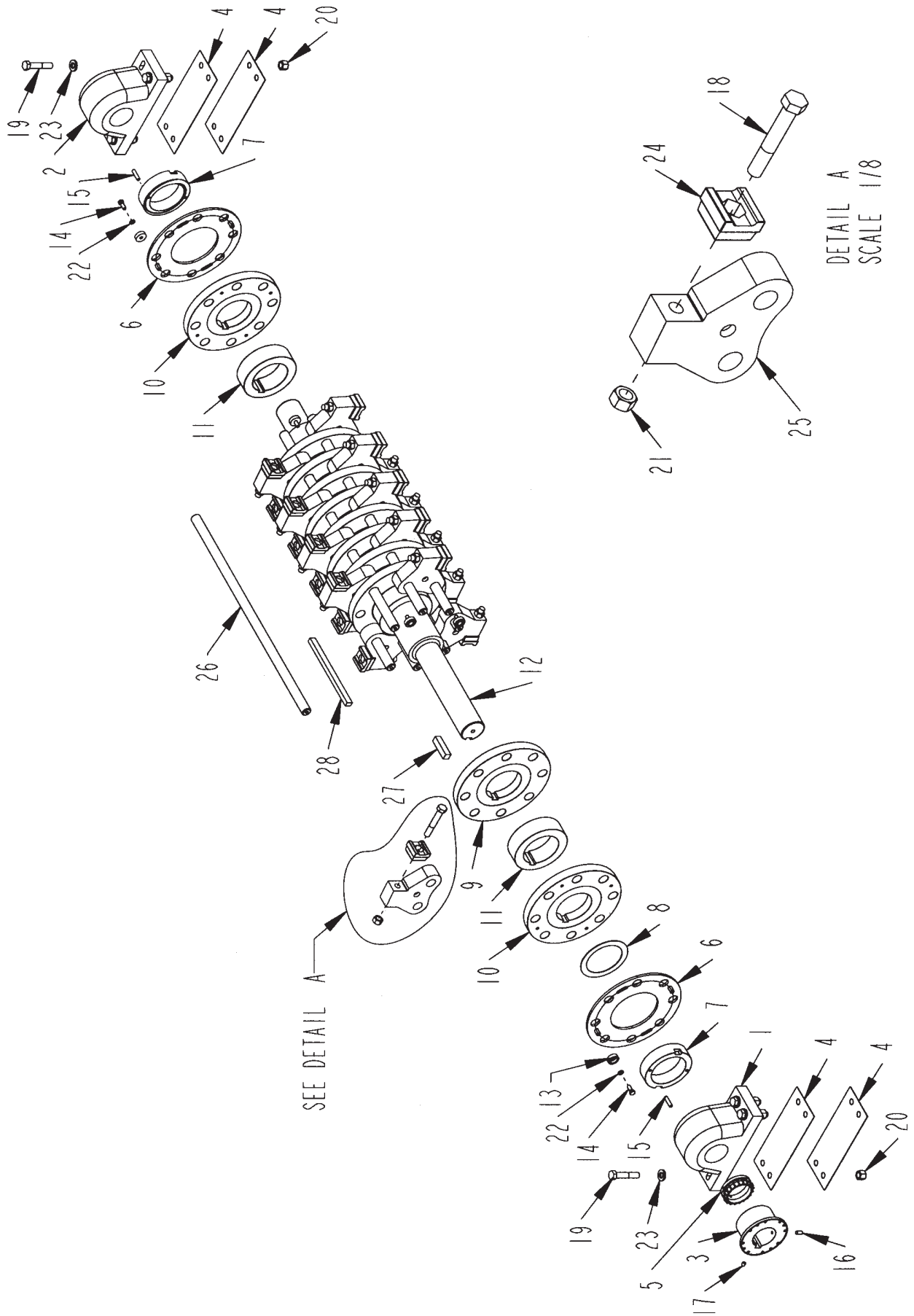
# HEAVY PRESSURE ROLLER ASSEMBLY



**HEAVY PRESSURE ROLLER ASSEMBLY**

<b>ITEM</b>	<b>PART</b>	<b>QTY.</b>	<b>PART DESCRIPTION</b>
	<b>4702593</b>		<b>RLLR\PRESS\HVY\6BOLT\COMPLETE</b>
1	2900004	1	CUP\INNER\WHEEL HUB
2	2900006	1	CUP\INNER\WHEEL HUB
3	2900007	1	CONE\OUTER\WHL;HUB(2900069)
4	2900008	1	SEAL\GREASE(2900069HUB)
5	2900012	6	BOLT\WHL\WHL:HUB\1/2 X1-1/2
6	2900013	1	CAP\DUST\WHL;HUB(DC-13)
7	2900018	1	CONE\OUTER\WHL;HUB(67048)
8	2900069	1	HUB\COMPLETE\2900069 Includes 1,2,3,4,6,7
9	4702594	1	RLLR\PRESS\STAND\6BOLT
10	4702595	1	RLLR\PRESS\HVY\10-3/4X2-1/2
11	4800044	1	PIN\COT\5/16X1-1/2
12	4800949	4	BOLT\FLG\5/8X2\GR8\NC
13	4900054	1	NUT\CASTLE\1/2\NF
14	4900178	4	NUT\FLG\TPLCK\5/8\GR8\NC
15	5000055	1	WASH\SPINDLE\7/8

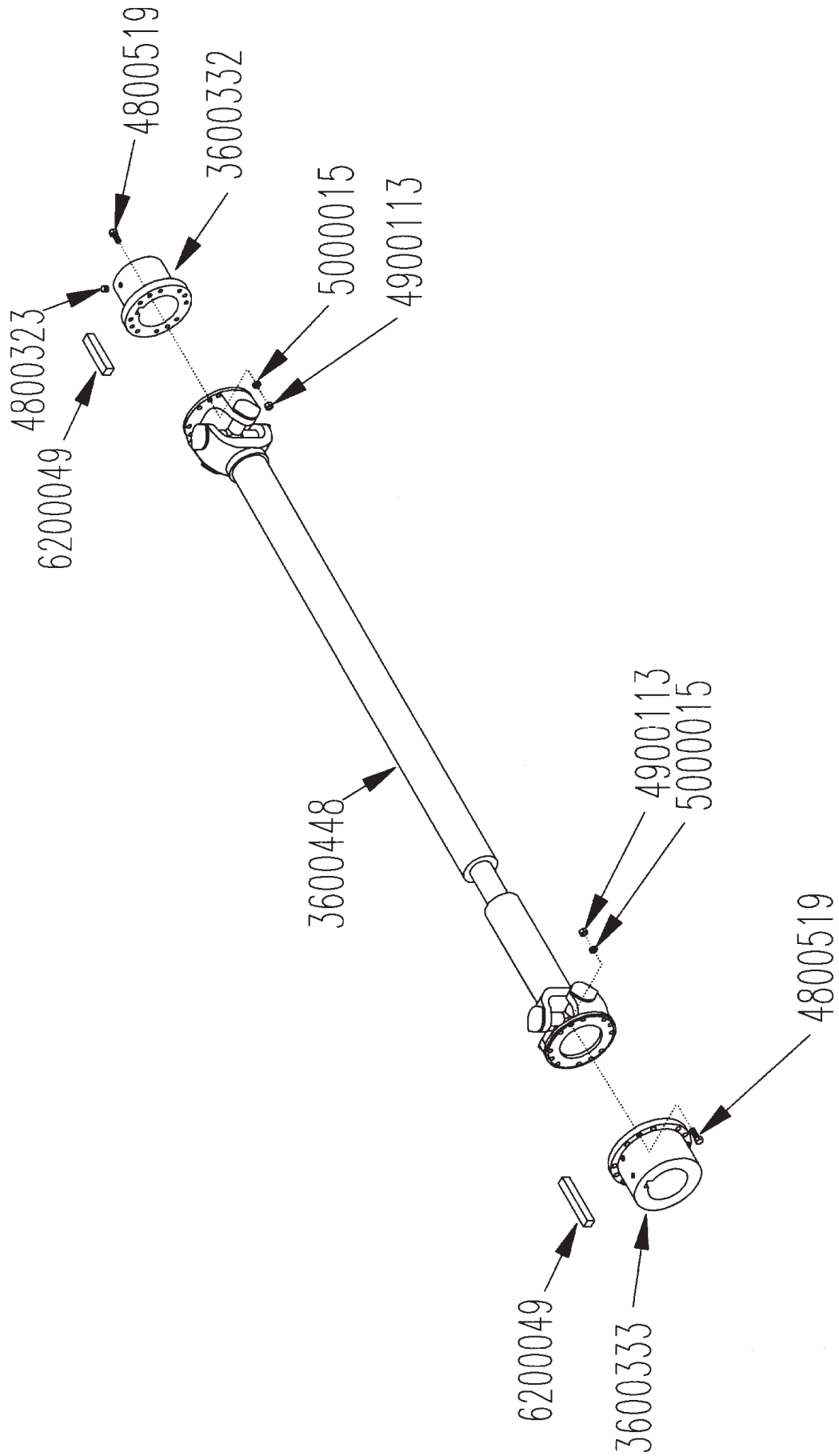
**ROTOR ASSEMBLY**



**ROTOR ASSEMBLY**

ITEM	PART	QTY.	PART DESCRIPTION
1	2001050	1	BRG\PB\4\STL\ISAF\NON-EXP
2	2001051	1	BRG\PB\4\STL\ISAF\EXP
3	3600332	1	FLG\4IDX4L\1810\DRLIN\HUB
4	4705076	2	SHM\BRG\RTR\STL\3/8
4A	4705077	4	SHM\BRG\RTR\STL\16GA
5	4700396	1	SPKT\60\20\4\SNSR
6	4701942	2	PL\RTR\MVBL\8.06IDX3/8X16
7	4701943	2	NUT\RTR\6X2X8\LH
8	4701944	1	WASH\FLAT\6\HARD\8 O.D.
9	4701947	9	PL\RTR\1-1/2X16\1-1/2ROD
10	4701948	2	PL\RTR\1-1/2X16\1-1/2ROD
11	4703557	10	SPCR\RTR\9X6.002X2.695
12	4703558	1	SHAFT\RTR\6X71-1/4\3010
13	4704292	8	WASHER\PL\MOVEABLE\RTR
14	4800018	8	BOLT\HEX\1/2X1-1/4
15	4800272	4	SCR\SET\AL1/2X2\NC
16	4800323	2	SCR\SET\AL1/2X1\NC
17	4800326	2	SCR\SET\AL1/2X1/2\NC
18	4800563	20	BOLT\HEX\7/8X5-1/2\GR9\NF
19	4800926	8	BOLT\HEX\7/8X4-1/2\NC
20	4900136	8	NUT\NYLCK\7/8\NC
21	4900148	20	NUT\TPLCK\7/8\GR9\NF
22	5000006	8	WASH\LOCK\1/2
23	5000120	8	WASH\FLAT\7/8\EXTRTHK\GR8
24	5200132	20	HMMR\TIP\1-HOLE
24A	5200135	38	HMMR\SWING\1X3-1/2X1-1/2\1-HOLE
25	5200136	20	HMMR\FIXED\BASE\HD12\1;BOLT
26	5300115	8	HMMR\ROD\1-1/2X43
27	6200049	1	KEY\SQ\1X4
28	6200066	3	KEY\RECT\1X3/4X14-1/4
	<b>4703510</b>		<b>RTR\ASSY\3010</b>
	<b>4703556</b>		<b>ASSY\RTR\43X16\1-1/2ROD&gt; (COMPLETE LESS RODS, HAMMERS AND BEARINGS)</b>

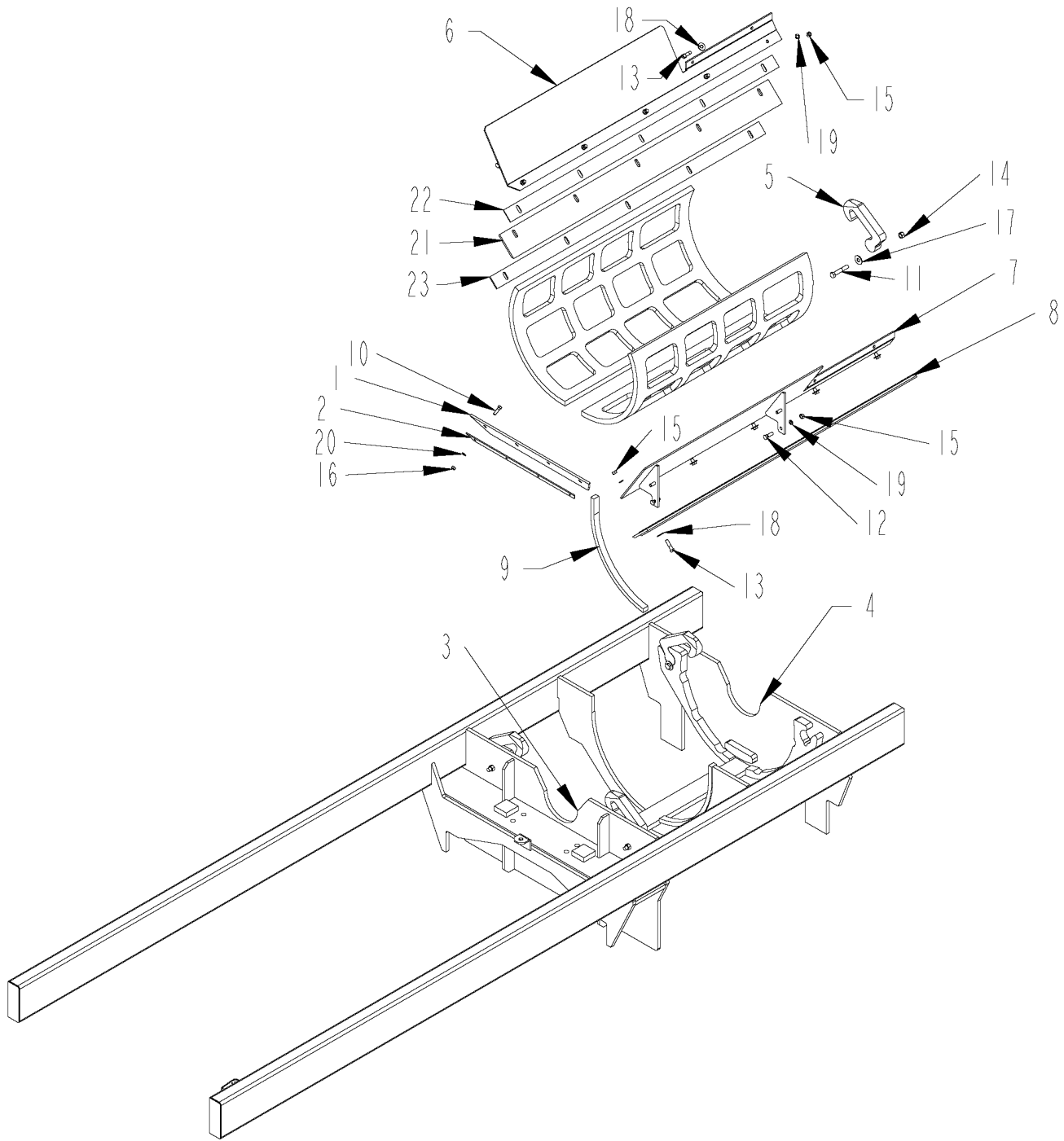
**DRIVE LINE ASSEMBLY**



## DRIVE LINE ASSEMBLY

<b>PART</b>	<b>QTY.</b>	<b>PART DESCRIPTION</b>
3600332	1	FLG\4IDX4L\1810\DRLIN\HUB
3600333	1	FLG\3-15/16X4L\1810\HUB
3600448	1	DRLIN\IND\1810\70-3/4
4800323	8	SCR\SET\ALN\1/2X1\NC
4800519	24	BOLT\HEX\7/16X1-1/2\GR8\NF
4900113	24	NUT\HEX\7/16\GR8\NF
5000015	24	WASH\LOCK\7/16
6200049	2	KEY\SQ\1X4
<b>NOT SHOWN</b>		
3600798		JRNL\BRG\KIT\1810

# ROTOR BOX ASSEMBLY





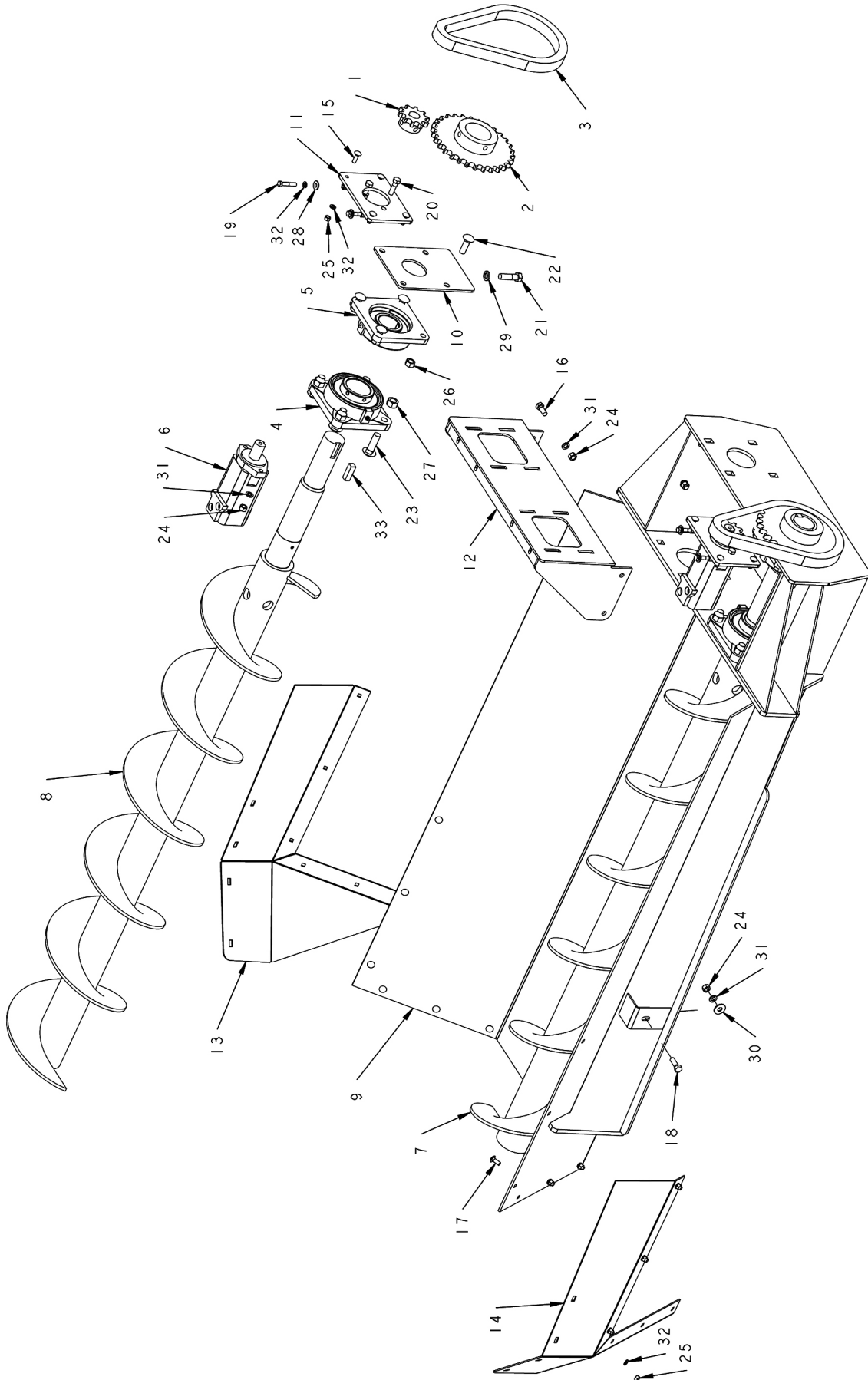
**ROTOR BOX ASSEMBLY**

ITEM	PART	QTY.	PART DESCRIPTION
1	4501324	1	BELT\SEAL\CNVYR\BELLY\FRONT
2	4501770	1	STRAP\BELT\RET\BELLY\1150
3	4703706	1	PL\END\BOX\CYL\FRONT
4	4703707	1	PL\END\BOX\CYL\REAR
5	4703728	4	LTCH\SCREEN\RTR
6	4704210	1	GUIDE\MATL\CNVYR\BELLY\RH
7	4704211	1	GUIDE\MATL\CNVYR\BELLY\LH
8	4704212	2	SEAL\CNVYR\BELLY includes 21, 22, 23
9	4704531	2	PL\WEAR\MID\BOX\CYL
10	4800040	4	BOLT\HEX\7/16X1-1/2
11	4800054	4	BOLT\HEX\5/8X3-1/2
12	4800082	4	BOLT\HEX\1/2X1-1/2
13	4800114	10	BOLT\HEX\1/2X2
14	4900012	4	NUT\TPLCK\5/8\NC
15	4900019	14	NUT\HEX\1/2\GR8\NF
16	4900025	4	NUT\HEX\7/16\NC
17	5000002	4	WASH\FLAT\5/8
18	5000004	10	WASH\FLAT\1/2
19	5000006	14	WASH\LOCK\1/2
20	5000015	4	WASH\LOCK\7/16
21	D1019426	2	BELT\SKIRT\CNVYR\BELLY
22	D1019427	2	DBLR\SKIRT\BELT\CNVYR\
23	D1019428	2	DBLR\SKIRT\BELT\CNVYR

**SCREENS**

4704701	SCRN\5/8HL\1/2TW/CTR SUP
4704702	SCRN\3/4HL\1/2TW/CTR SUP
4704703	SCRN\1HL\1/2TW/CTR SUP
4704704	SCRN\1-1/4HL\1/2TW/CTR SUP
4704705	SCRN\1-1/2HL\1/2TW/CTR SUP
4701521	SCRN\2HL\1T
4701522	SCRN\3HL\1T
4701523	SCRN\4HL\1T
4701524	SCRN\5X7HL\1T
4701823	SCRN\6X8HL\1T

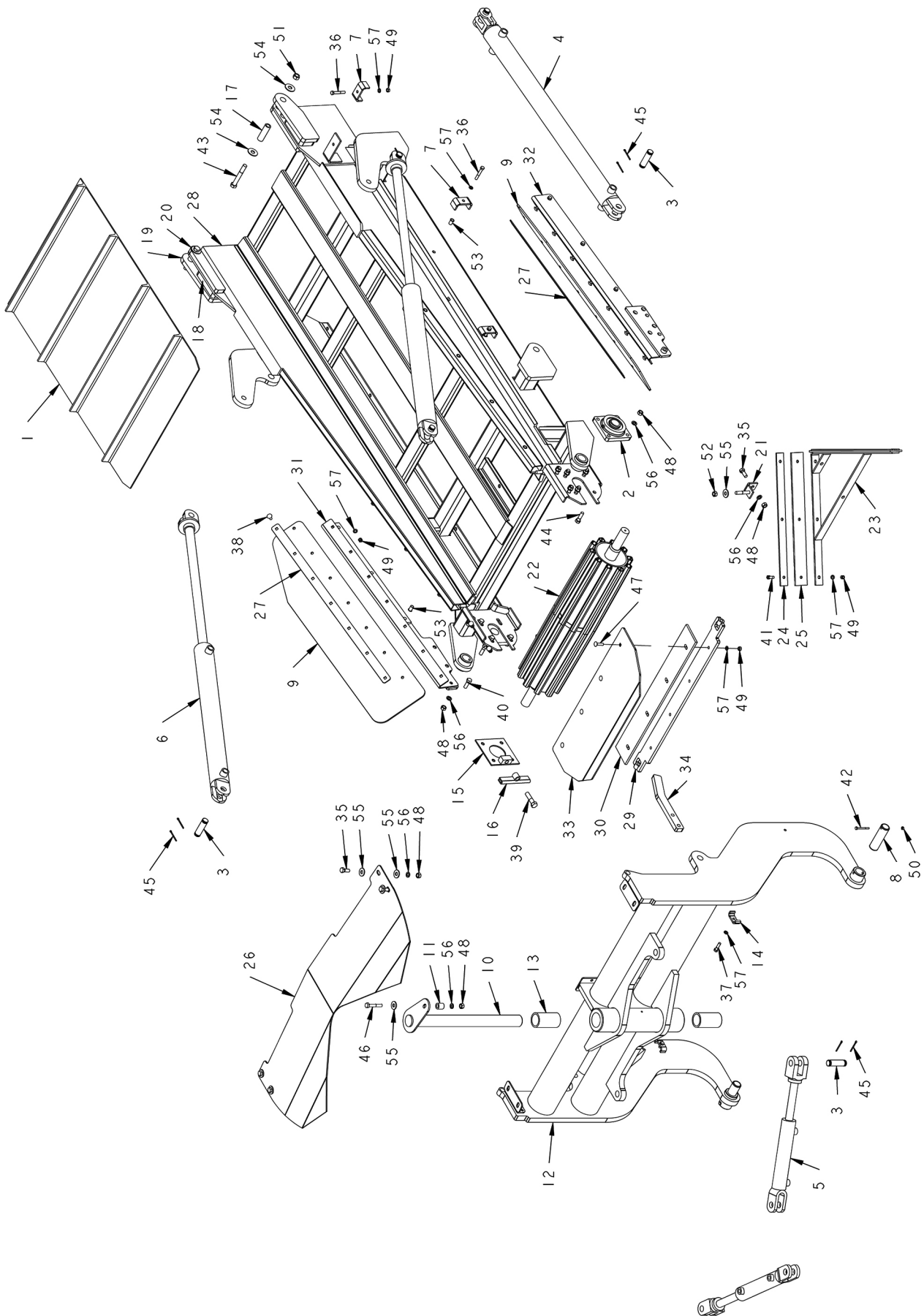
# AUGER ASSEMBLY



**AUGER ASSEMBLY**

ITEM	PART	QTY.	PART DESCRIPTION
1	1000137	2	SPKT\80\B\10\1-1/4\5/16KW
2	1000201	2	SPKT\80\B\30\2-7/16\5/8KW
3	1100306	2	CHAIN\80\39
4	2000318	2	BRG\FLG\2-15/16\4BOLT\SCM
5	2000329	2	BRG\FLG\4 BOLT\2-7/16\SET SCREW\BALL
6	3900005	2	MTR\HYD\14.9\2000\SAE;A
7	4704755	1	AUGER\BELLY
8	4704756	1	AUGER\BELLY
9	4704758	1	PAN\BELLY\AUGER
10	4704759	2	BKRT\BRNG\ADJ
11	4704760	2	MNT\MTR\HYD
12	4704761	1	BRKT\MNT\MTR\HYD
13	4704762	1	SH\CHUTE\AUGER\BELLY
14	4704763	1	SH\CHUTE\AUGER\BELLY
15	4800012	8	BOLT\CRG\3/8X1-1/4\NC
16	4800018	4	BOLT\HEX\1/2X1-1/4
17	4800053	12	BOLT\CRG\3/8X1\NC
18	4800082	2	BOLT\HEX\1/2X1-1/2
19	4800146	4	BOLT\HEX\3/8X2
20	4800178	4	BOLT\HEX\1/2X1-3/4
21	4800350	2	BOLT\HEX\5/8X2-1/4
22	4800483	8	BOLT\CRG\5/8X2\NC
23	4801295	8	BOLT\CRG\3/4X2-1/2
24	4900001	10	NUT\HEX\1/2\NC
25	4900002	20	NUT\HEX\3/8\NC
26	4900012	8	NUT\TPLCK\5/8\NC
27	4900139	8	NUT\TPLCK\3/4\GR8\NC
28	5000001	4	WASH\FLAT\3/8
29	5000003	2	WASH\LOCK\5/8
30	5000004	2	WASH\FLAT\1/2
31	5000006	10	WASH\LOCK\1/2
32	5000019	24	WASH\LOCK\3/8
33	6200029	2	KEY\SQ\5/8X2
	<b>4705825</b>		<b>AUGER\ASSY\6010</b>

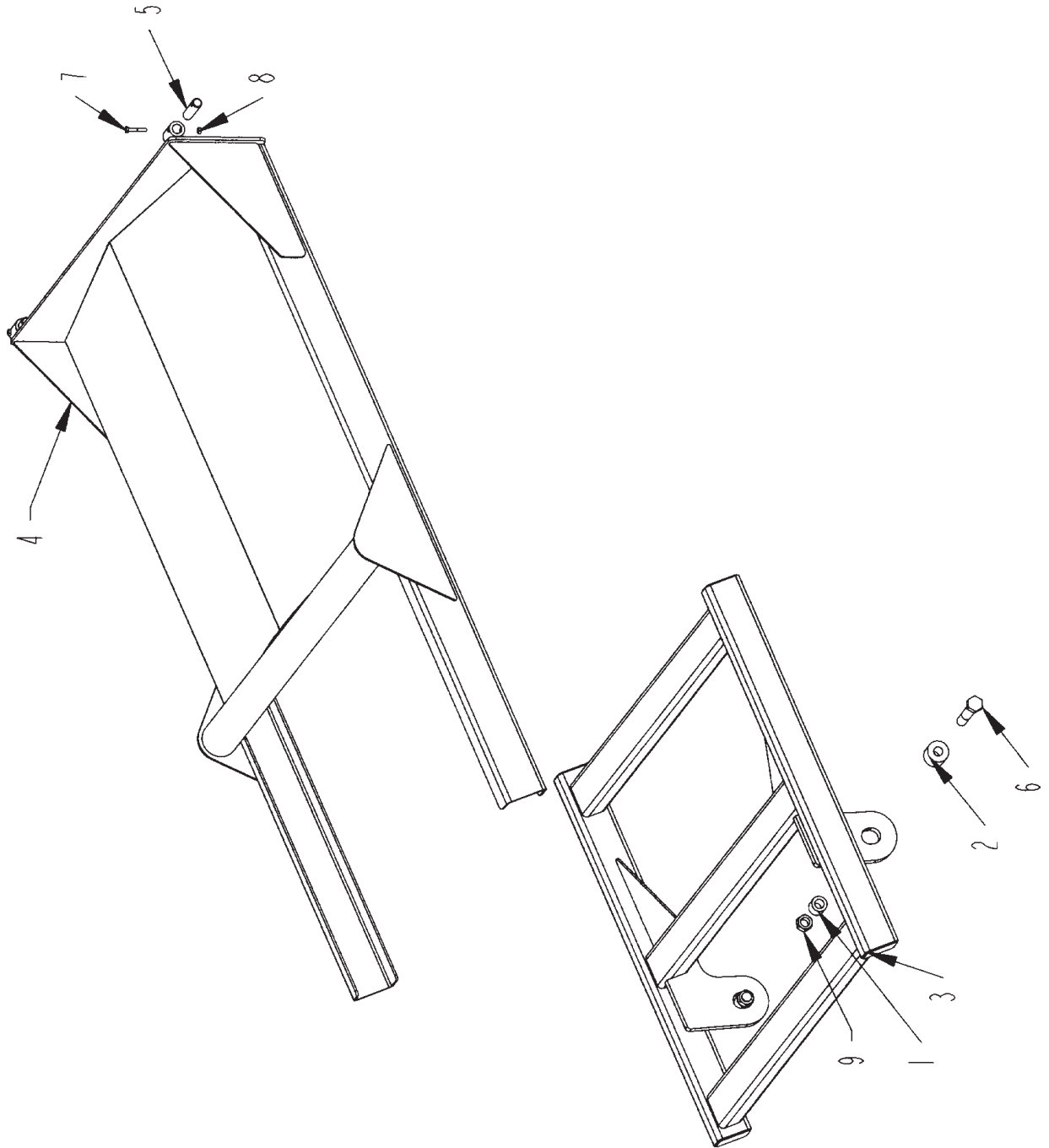
# LOWER DISCHARGE CONVEYOR



**LOWER DISCHARGE CONVEYOR**

ITEM	PART	QTY.	PART DESCRIPTION
1	1700262	1	BELT\CNVYR\30X591
2	2000341	2	BRG\FLG\1-1/2\4B\RCJ
3	4100030	12	PIN 1" X 3-1/2" HYD. CYL.
4	4100175	2	CYL\HYD\3X36\PARALLEL
5	4100210	2	CYL\HYD\2X8\1-1/4RD\WELDE
6	4100218	2	CYL\HYD\3X30\1-1/2ROD\PARALLEL
7	4500893	3	CLMP\HOSE\3/4
8	4501765	2	PIN\PIVOT\CNVYR\DISCH
9	4502041	2	HPPR\CNVYR\DISCH
10	4502083	1	PIN\PIVOT\CNVYR\SWING
11	4502084	1	SPCR\PIN\PIVOT\CNVYR\SWING
12	4502497	1	FRM\SWIVEL\CNVYR\DISCH
13	4502782	2	BUSH\NYLATRON\4-3/8X2
14	4700776	2	CLMP\HOSE\3/8
15	4701528	1	BRKT\ADJ\TRACKING\CNVYR\DISCH
16	4701529	1	HOOK\ROD\ADJ\BELT\CNVYR\DISCH
17	4701553	2	BUSH\HINGE\CNVYR\DISCH
18	4702096	2	HINGE\CNVYR\LOWER\SPCR
19	4702149	2	HINGE\CNVYR\LOWER\SPCR
20	4702150	2	HINGE\CNVYR\LOWER\INSIDE
21	4702473	2	SCRPR\BELT\CNVYR\DISCH
22	4703435	1	RLLR\IDLER\41-1/2X8\CNVYR\DISCH
23	4703438	1	FRM\SCRPR\BELT\CNVYR\DISCH
24	4703443	2	FLT\DBL\SCRPR\CNVYR\DISCH
25	4703444	2	FLAT\SCRPR\PLASTIC\CNVYR\DISCH
26	4703885	1	CVR\CNVYR\DSCHR
27	4704208	2	BRKT\CHUTE\CNVYR\BELLY
28	4704955	1	FRM\CNVYR\DISCH\LOWER
29	4705088	1	PVT\SEAL\TRNSTN\CNVYR
30	4705090	1	SEAL\TRNSTN\CNVYR
31	4705092	1	MNT\SEAL\CNVYR\BTM\RGHT
32	4705093	1	MNT\SEAL\CNVYR\BTM\LFT
33	4705094	1	PL\SEAL\CNVYR\DISCH\LWR
34	4705095	1	ARM\SPPR\SEAL
35	4800018	6	BOLT\HEX\1/2X1-1/4
36	4800029	3	BOLT\HEX\3/8X2-1/2
37	4800034	2	BOLT\HEX\3/8X1-1/2
38	4800053	14	BOLT\CRG\3/8X1\NC
39	4800079	1	BOLT\HEX\5/8X2-1/2
40	4800082	4	BOLT\HEX\1/2X1-1/2
41	4800098	12	BOLT\HEX\3/8X1-1/4\NC
42	4800101	2	BOLT\HEX\1/4X2-1/2
43	4800158	2	BOLT\HEX\5/8X4-1/2
44	4800178	8	BOLT\HEX\1/2X1-3/4
45	4800203	24	PIN\COT\5/32X2
46	4800351	1	BOLT\HEX\1/2X2-3/4
47	4800477	4	BOLT\CRG\3/8X1-1/2\NC
48	4900001	19	NUT\HEX\1/2\NC
49	4900002	25	NUT\HEX\3/8\NC
50	4900009	2	NUT\HEX\1/4\NC
51	4900012	2	NUT\PLCK\5/8\NC
52	4900014	2	NUT\PLCK\1/2\NC
53	4900083	10	NUT\INSERT\3/8\LONG\0.15-0.312\(.418/CD)
54	5000002	4	WASH\FLAT\5/8
55	5000004	11	WASH\FLAT\1/2
56	5000006	19	WASH\LOCK\1/2
57	5000019	35	WASH\LOCK\3/8
	4705089		SEAL\TRNSTN\CNVYR\DISCH (INCLUDES 4705088, 4705090, 4705094 & ASSEMBLY HARDWARE)
	<b>NOT SHOWN</b>		
	1700130		LCNG\IR-2\30\PURCH
	1700131		LCNG\CBL\IR-2\30\W\CLIPS\>
	1700132		LCNG\RIVET\IR-2\PURCH
	1700137		LCNG\TOOL\IR-2\IR-5\41213\APP

**MATERIAL SLIDE**

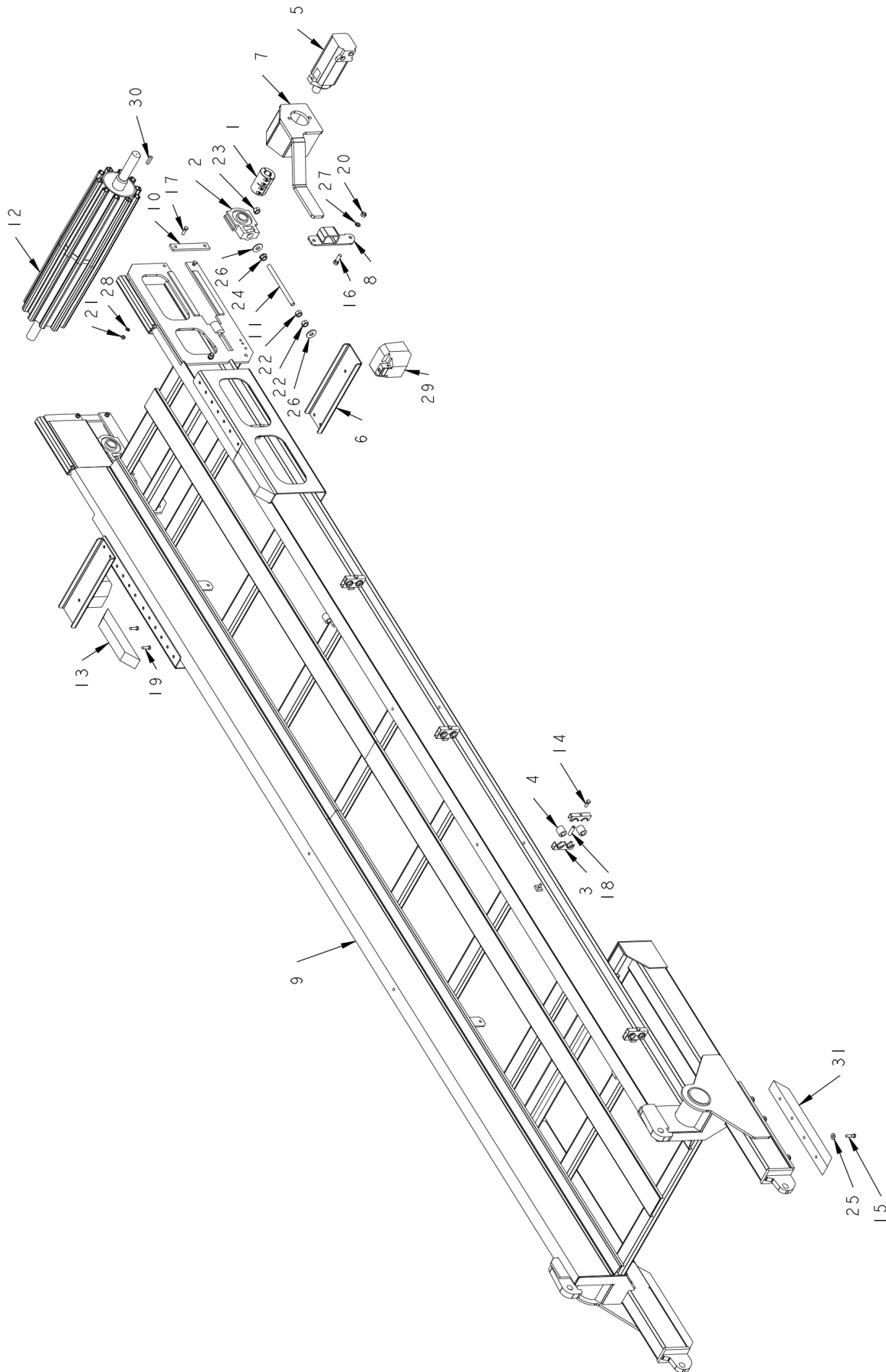


**MATERIAL SLIDE**

<b>ITEM</b>	<b>PART</b>	<b>QTY.</b>	<b>PART DESCRIPTION</b>
1	4703626	2	BSHNG\SLIDR\CVR\CNVYR\DISCH
2	4703488	2	TUBE\SPCR\HINGE\CVR\CNVYR
3	4703882	1	SHLD\CNVYR\DSCHR
4	4703883	1	CVR\SHLD\CNVYR\DSCHR
5	4703896	2	PIN\SHLD\CNVYR\DSCHR
6	4800139	2	BOLT\HEX\3/4X4-1/2
7	4800505	2	BOLT\HEX\1/4X1-1/2\NC
8	4900084	2	NUT\TPLCK\1/4\NC
9	4900139	2	NUT\TPLCK\3/4\GR8\NC



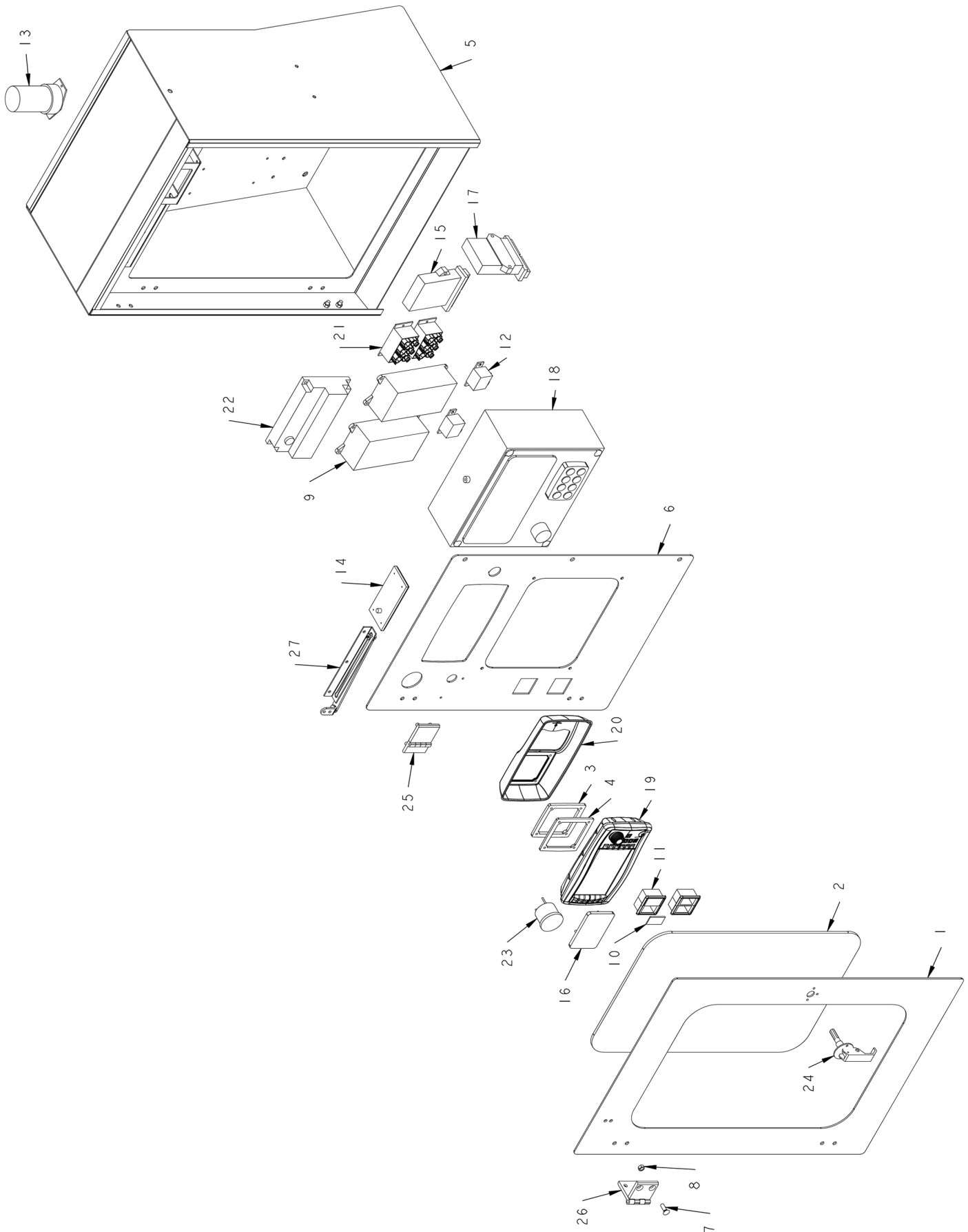
# UPPER DISCHARGE CONVEYOR



**UPPER DISCHARGE CONVEYOR**

ITEM	PART	QTY.	PART DESCRIPTION
1	1400659	1	CPLR\RIGID\1.5X1.25
2	2000342	2	BRG\TUU\1-1/2\RTU
3	3800552	10	CLAMP\HOSE\1-1/4\2HOLES
4	3800650	10	BUSH\RBBR\TUBE\3/4X1-1/4X1-1/4
5	3900010	1	MTR\HYD\24\2000\SAE;A
6	4502095	2	BRKT\LIGHT
7	4502810	1	BRKT\ARM\TORQUE\MTR
8	4502811	1	BRKT\ARM\TORQUE
9	4502960	1	FRM\CNVYR\DISCH\UPPER
10	4702204	2	STRAP\REINF\GUIDE\BRG\CNVYR
11	4702205	2	BOLT\ADJ\RLLR\DRV\CNVYR
12	4703437	1	RLLR\DRV\42-1/2X8\CNVYR\DIS
13	4704099	2	BMPR\CNVYR\DISCH
14	4800003	5	BOLT\HEX\3/8X1
15	4800034	8	BOLT\HEX\3/8X1-1/2
16	4800082	2	BOLT\HEX\1/2X1-1/2
17	4800098	4	BOLT\HEX\3/8X1-1/4\NC
18	4800603	5	NUT\STACK\5/16X1-3/4\NC
19	4801198	4	SCR\LAG\3/8X1-1/2
20	4900001	4	NUT\HEX\1/2\NC
21	4900002	4	NUT\HEX\3/8\NC
22	4900005	4	NUT\HEX\5/8\NC
23	4900012	2	NUT\PLCK\5/8\NC
24	4900110	2	NUT\FLG\SERR\5/8\NC
25	5000001	8	WASH\FLAT\3/8
26	5000002	4	WASH\FLAT\5/8
27	5000006	4	WASH\LOCK\1/2
28	5000019	4	WASH\LOCK\3/8
29	5701176	2	LAMP\LED\10\1750LUMEN\12-24V
30	6200007	1	KEY\SQ\3/8X1-1/2
31	7101073	2	GUIDE\CNVYR\DISCH

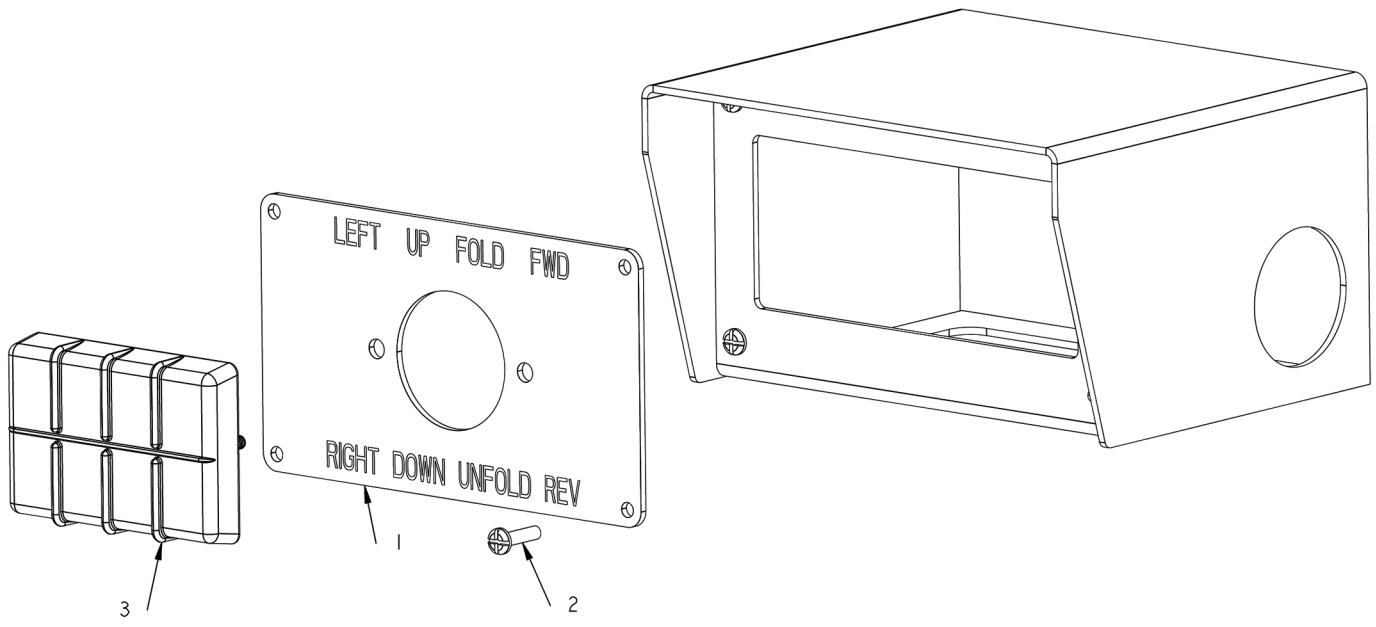
# CONTROL PANEL ASSEMBLY



**CONTROL PANEL ASSEMBLY**

ITEM	PART	QTY.	PART DESCRIPTION
1	4502759	1	DOOR\PANEL\CNTRL
2	4502760	1	WNDW\PANEL\CNTRL
3	4502913	1	SPACER\A6S_DISPLAY\1.25
4	4502914	1	SPACER\A6S_DISPLAY\7GA
5	4705836	1	FRM\PANEL\CNTRL
6	4705837	1	PNL\CNTRL\MACHINE
7	4800166	8	SCR\CSK\ALN\5/16X1\NC
8	4900142	8	NUT\TPLCK\5/16\NC
9	5700289	2	ENCL\BRKR\CRCT\7-POLE
10	5700329	2	SWITCH\RCKR\PLUG
11	5700333	4	SWITCH\RCKR\MNT\PNL\MTPL
12	5700504	2	RELAY\POWR\24V\SPST\W/DIO
13	5700594	1	LIGHT\STROBE\BLUE\12-80VDC
14	5700747	1	LIGHT\WHT\10-30V\LED
15	5700748	1	RECEIVER\RADIO\REMOTE\OMNEX\T110R160\2.4GHz
16	5700916	1	UNIT\DISPLAY\ADV3
17	5700917	1	UNIT\MSTR\ADV3\HPTO14&15FX
18	5701187	1	PANEL\KEY;SWITCH\CAT
19	5701188	1	DISPLAY\WACHENDORF\A6
20	5701228	1	KIT\MTG\DISPLAY\WACHENDORF\A6
21	5701193	2	CONN\RECEPT\MULTI\6\DTZ\Y\3POLE
22	5701210	1	CNTRL\HFX48
23	7500706	1	GAUGE\FUEL\24V
24	7500907	1	LATCH\COMP\HD
25	7500918	2	HINGE\BOLT-ON\BLACK
26	7501392	2	HINGE\BOLT-ON\270DEG\4-BLT\BLK
27	7501393	1	STOPWIND\DR\PNL

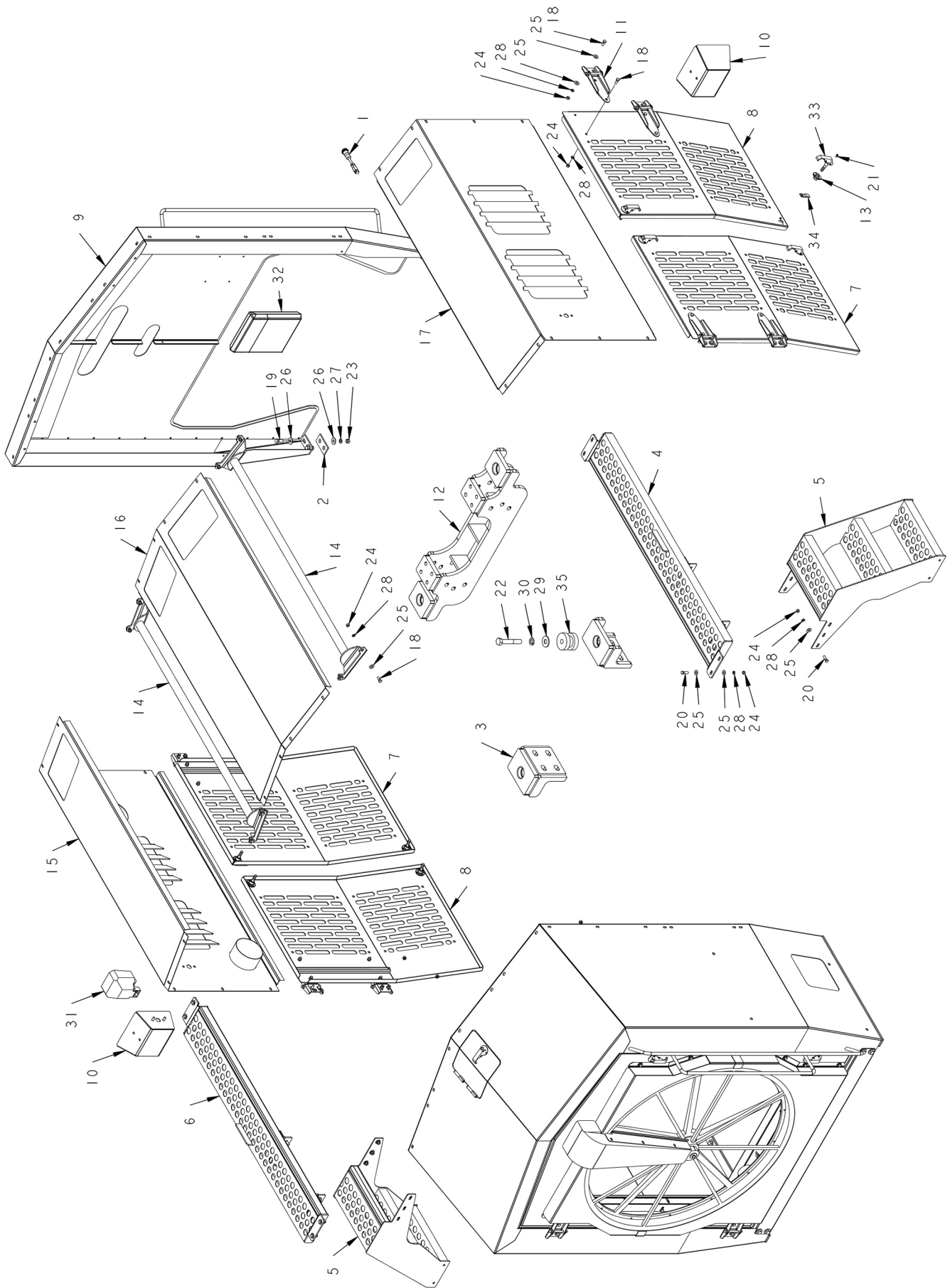
# REAR AUXILIARY CONTROL PANEL



## REAR AUXILIARY CONTROL PANEL

ITEM	PART	QTY.	PART DESCRIPTION
1	4705448	1	SH\PNL\CNTRL\CNVYR\REAR
2	4800498	4	SCR\PAN\PHL\#10X3/4\NF
3	5701226	1	KEYPAD\8;BUTTON

# ENGINE SHROUD ASSEMBLY

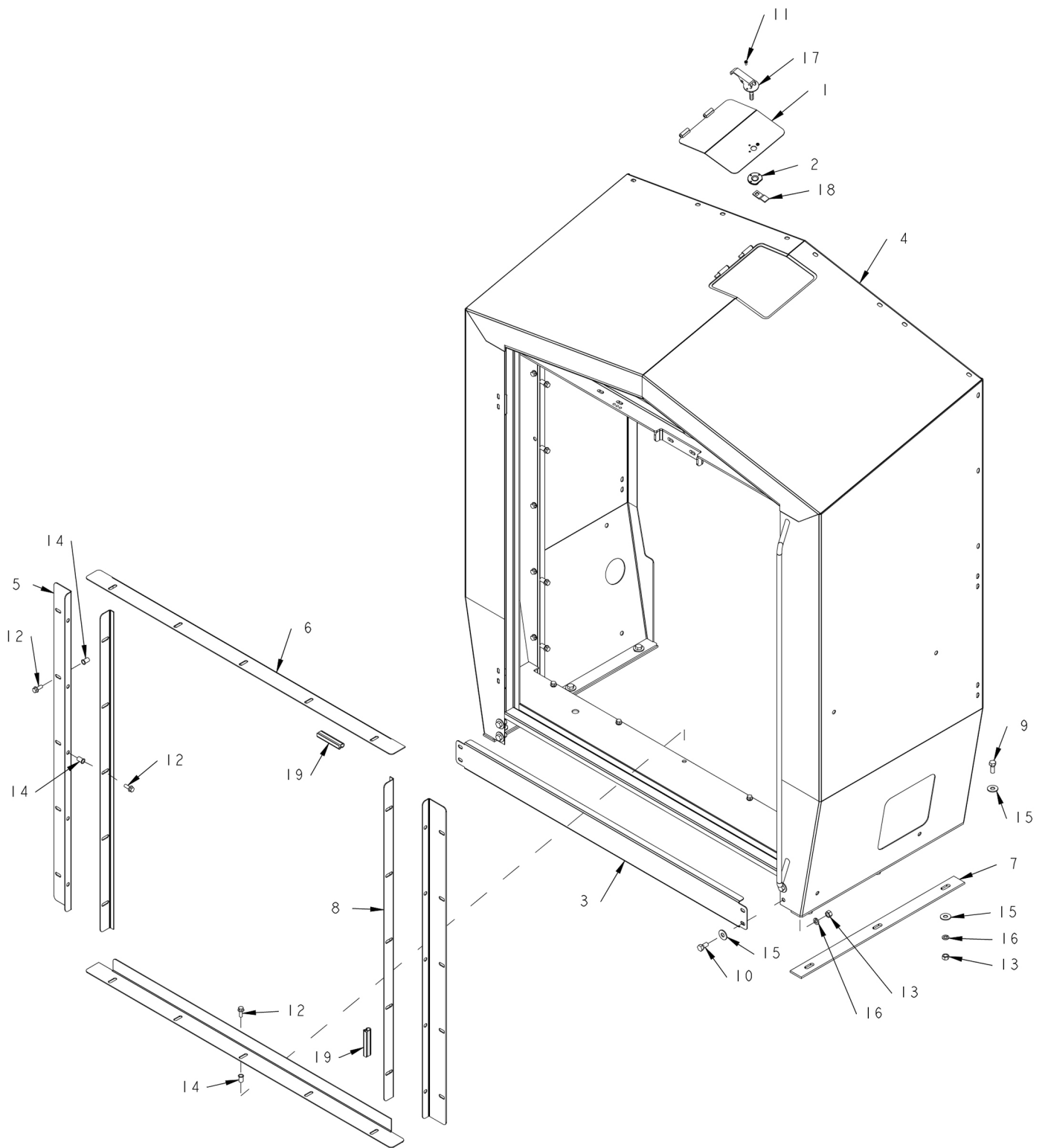




**ENGINE SHROUD ASSEMBLY**

ITEM	PART	QTY.	PART DESCRIPTION
1	5701236	1	LAMP\GROUP\INDICATOR
2	4501398	2	BELT\CUSHION\SHROUD
3	4501495	2	MNT\ENGINE\FRONT
4	4501560	1	DECK\SEVR\ENG
5	4501561	2	STEP\SERV\ENGINE
6	4501562	1	DECK\SEVR\ENG
7	4502263	2	DOOR\ACCESS\ENGINE\LH
8	4502264	2	DOOR\ACCESS\ENGINE\RH
9	4502967	1	SHROUD\ENG\REAR
10	4502968	2	BRKT\LIGHT
11	4703579	10	HINGE\ASSY\FAB\3-1/2
12	4703731	1	MNT\ENGINE\REAR
13	4704046	11	FLANGE\REINFORCE\LATCH
14	4704682	2	BRACE\SHROUD
15	4705739	1	HOOD\SHROUD\RH\TIER 4
16	4705846	1	HOOD\SHROUD\TOP\TIER 4
17	4705847	1	HOOD\SHROUD\LH\TIER 4
18	4800003	63	BOLT\HEX\3/8X1
19	4800018	10	BOLT\HEX\1/2X1-1/4
20	4800098	22	BOLT\HEX\3/8X1-1/4\NC
21	4800468	22	SCR\RD\SLOT\#10-24X1/2\NC
22	4800925	4	BOLT\HEX\7/8X5
23	4900001	14	NUT\HEX\1/2\NC
24	4900002	84	NUT\HEX\3/8\NC
25	5000001	95	WASH\FLAT\3/8
26	5000004	24	WASH\FLAT\1/2
27	5000006	14	WASH\LOCK\1/2
28	5000019	98	WASH\LOCK\3/8
29	5000098	4	WASH\FLAT\7/8
30	5000106	4	WASH\LOCK\7/8
31	5701176	2	LAMP\LED\10\1750LUMEN\12-24V
32	7500590	1	ENCL\OPS\8-1/2X11X1-5/8
33	7500907	11	LATCH\COMP\HD
34	7500908	7	LATCH\COMP\HD\OFFSET;CAM
35	7501063	4	CUSH\RBBR\3-1/2ODX2-7/8\0.94 BOLT HOLE

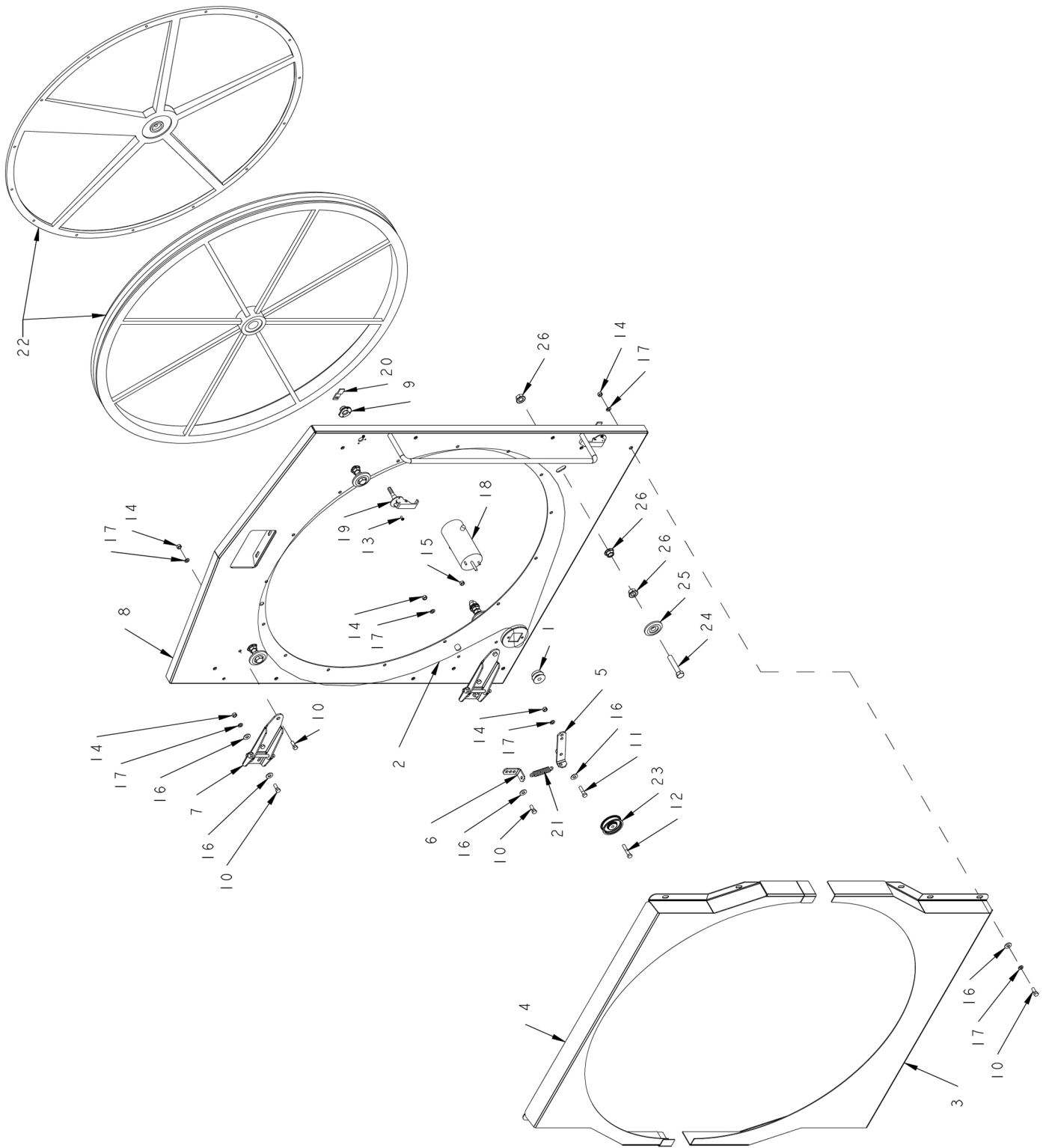
# FRONT SHROUD ASSEMBLY



**FRONT SHROUD ASSEMBLY**

<b>ITEM</b>	<b>PART</b>	<b>QTY.</b>	<b>PART DESCRIPTION</b>
1	4703878	1	CVR\ACCESS\RAD
2	4704046	1	FLANGE\REINFORCE\LATCH
3	4704653	1	CVR\ACCESS\SHROUD
4	4705737	1	SHROUD\RAD\FR\TIER IV
5	4705951	2	SEAL\RAD\SIDE\TIERIV
6	4705952	2	SEAL\RAD\TOP\BTTM\TIERIV
7	4705954	2	BELT\CUSHION\30\SHROUD
8	4705957	2	SEAL\RAD\SIDE\TIERIV
9	4800018	6	BOLT\HEX\1/2X1-1/4
10	4800085	4	BOLT\HEX\1/2X1
11	4800468	2	SCR\RD\SLOT\#10-24X1/2\NC
12	4800913	30	BOLT\FLG\SERR\3/8X1\NC
13	4900001	10	NUT\HEX\1/2\NC
14	4900083	30	NUT\INSERT\3/8\LONG\0.15-0.312\(.418/CD)
15	5000004	16	WASH\FLAT\1/2
16	5000006	10	WASH\LOCK\1/2
17	7500907	1	LATCH\COMP\HD
18	7500908	1	LATCH\COMP\HD\OFFSET;CAM
19	7501074	2	WEATHERSTRIP\SCRN\RAD

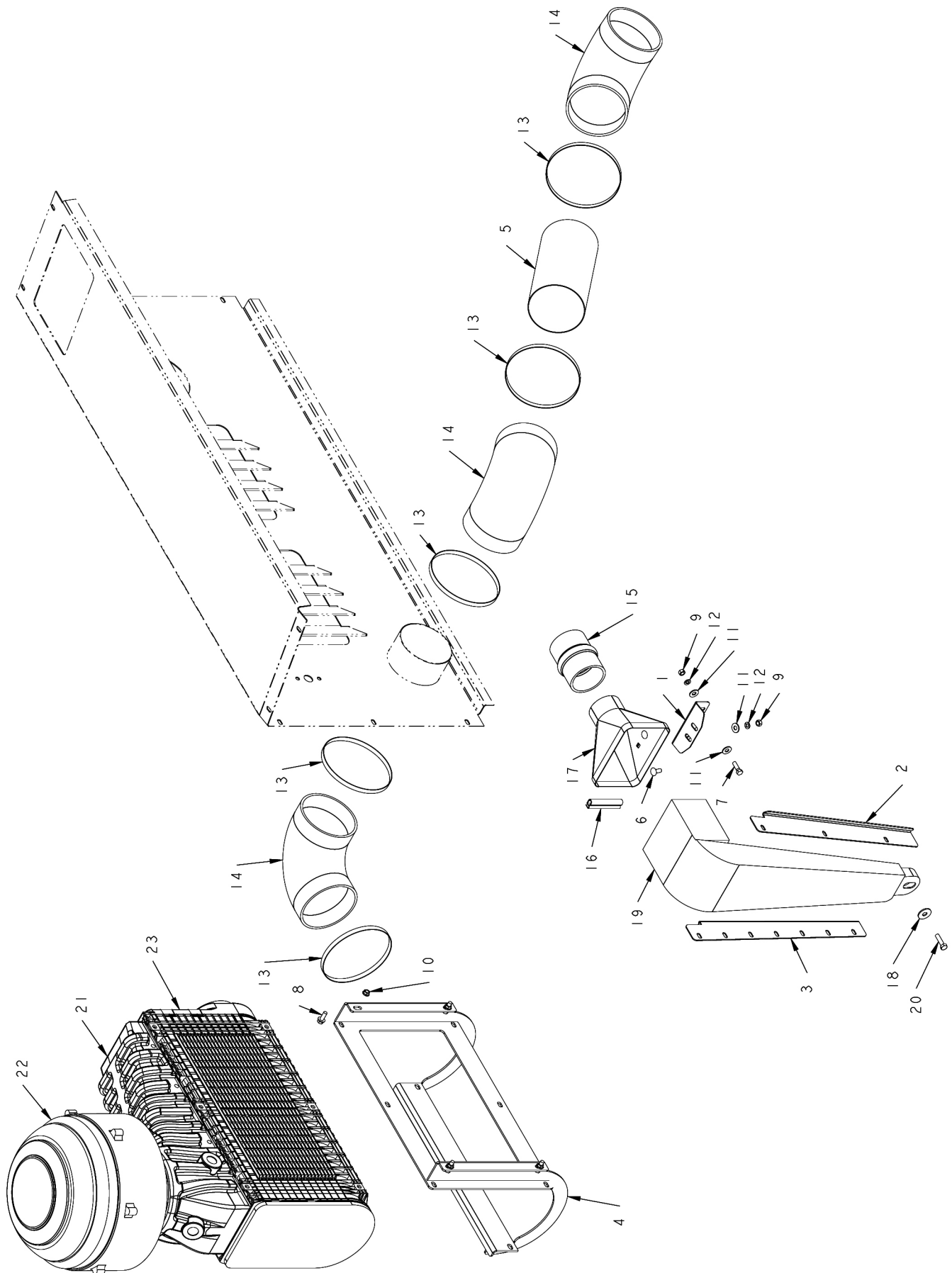
# ROTARY SCREEN ASSEMBLY



**ROTARY SCREEN ASSEMBLY**

ITEM	PART	QTY.	PART DESCRIPTION
1	1400090	1	SHVE\1A\1-3/4\1/2
2	1600085	1	V-BELT\AX\158\COG-BELT
3	4501395	1	CVR\ROTARYSCREEN\BOTTOM
4	4501396	1	CVR\ROTARYSCREEN\TOP
5	4501569	1	IDLER\SCREEN\ROTARY
6	4501571	1	BRKT\SPRING\IDLER\SCREEN\ROTARY
7	4703579	2	HINGE\ASSY\FAB\3-1/2
8	4703895	1	DOOR\RAD
9	4704046	2	FLANGE\REINFORCE\LATCH
10	4800003	19	BOLT\HEX\3/8X1
11	4800034	1	BOLT\HEX\3/8X1-1/2
12	4800146	1	BOLT\HEX\3/8X2
13	4800468	4	SCR\RD\SLOT\#10-24X1/2\NC
14	4900002	20	NUT\HEX\3/8\NC
15	4900023	3	NUT\TPLCK\3/8\NC
16	5000001	20	WASH\FLAT\3/8
17	5000019	30	WASH\LOCK\3/8
18	5700537	1	MTR\ELEC\24V\0.03HP
19	7500907	2	LATCH\COMP\HD
20	7500908	2	LATCH\COMP\HD\OFFSET;CAM
21	7501076	1	SPRING\SCRN\RAD
22	7501084	1	SCREEN\ROTARY\RAD
23	7501077	1	SHEAVE\SCRN\RAD
24	7501078	4	CAP\SCREW\SCRN\RAD
25	7501079	4	ROLLER\ ROTARYSCREEN
26	7501080	12	FLANGE\NUT\SCRN\RAD

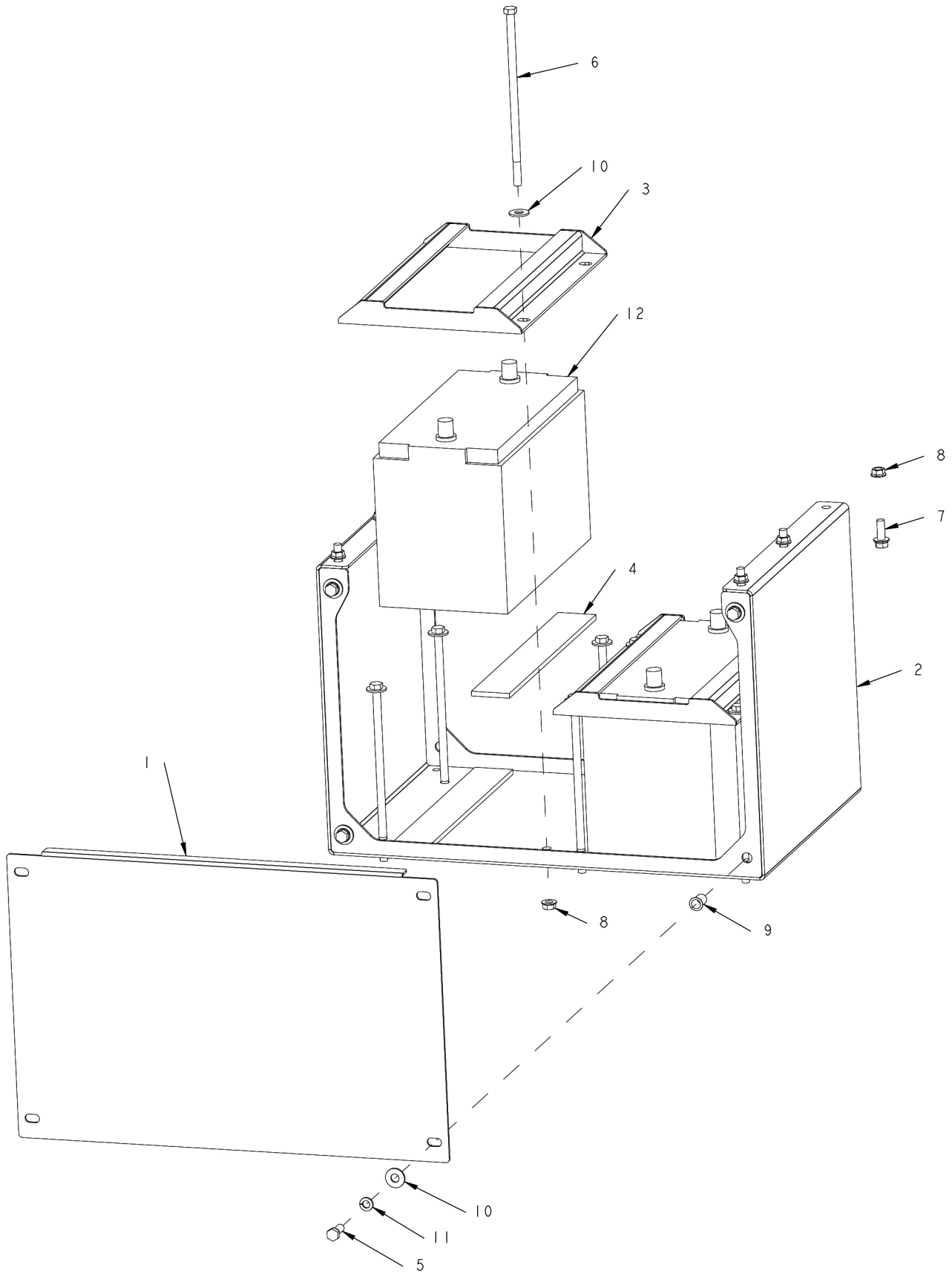
# ENGINE DUCTING



**ENGINE DUCTING**

<b>ITEM</b>	<b>PART</b>	<b>QTY.</b>	<b>PART DESCRIPTION</b>
1	4501565	1	BRKT\FUNNEL\SHROUD\RAD
2	4501584	1	SEAL\SCREEN\ROTARY
3	4501585	1	SEAL\SCREEN\ROTARY
4	4705738	1	BRKT\FLTR\AIR\TIER IV
5	4705740	1	TUBE\CLEANER\AIR
6	4800053	2	BOLT\CRG\3/8X1\NC
7	4800098	2	BOLT\HEX\3/8X1-1/4\NC
8	4800913	4	BOLT\FLG\SERR\3/8X1\NC
9	4900002	4	NUT\HEX\3/8\NC
10	4900076	4	NUT\FLG\SERR\3/8\NC
11	5000001	6	WASH\FLAT\3/8
12	5000019	4	WASH\LOCK\3/8
13	7500644	5	CLMP\HOSE\7
14	7500704	3	FTG\RBBR\6\90DEG\ELL
15	7500923	1	FTG\RBBR\3-1/2\CPLG
16	7501074	1	WEATHERSTRIP\SCRN\RAD
17	7501075	1	Z62350-FUNNEL
18	7501081	1	WASHER\SCRN\RAD
19	7501083	1	AIR\DUCT\SCRN\RAD
20	7501089	1	CAP\SCREW\SCRN\RAD
21	0900243	1	PLENUM\CLNR\AIR
22	0900242	1	PRECLEANER
23	0900244	1	GROUP\CLNR\AIR
23A	4400169		FLTR\ELMT\AIR\PRMRY
23B	4400170		FLTR\ELMT\AIR\SCNDRY

# BATTERY BOX ASSEMBLY

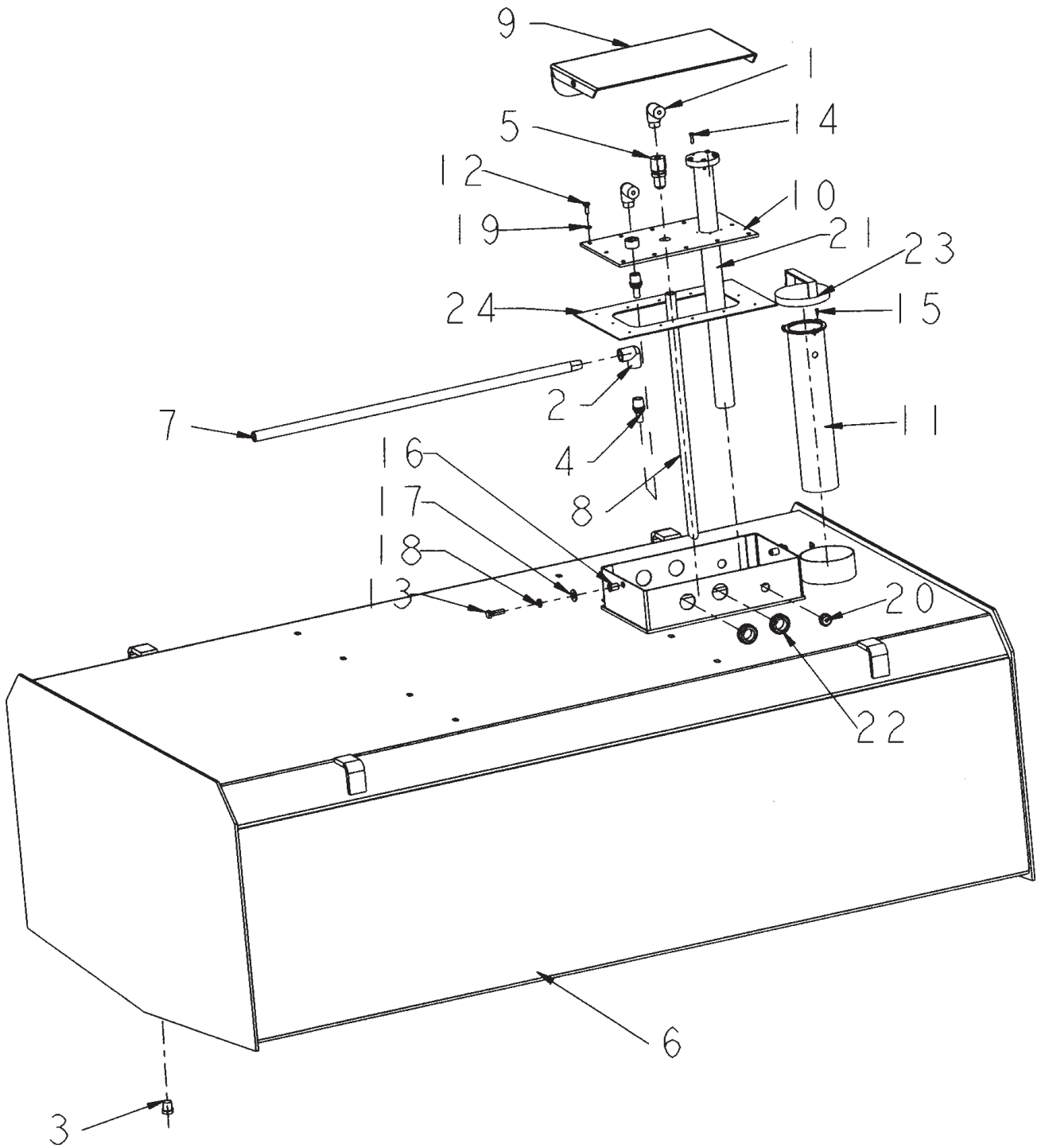




## BATTERY BOX ASSEMBLY

ITEM	PART	QTY.	PART DESCRIPTION
1	4502970	1	COVER\BOX\BTTRY
2	4502979	1	BOX\BATT
3	4705657	2	BRKT\BATT
4	4705659	4	BELT\CUSHION\BATTERY
5	4800003	4	BOLT\HEX\3/8X1
6	4800517	8	BOLT\HEX\3/8X9\NC
7	4800913	6	BOLT\FLG\SERR\3/8X1\NC
8	4900076	14	NUT\FLG\SERR\3/8\NC
9	4900083	4	NUT\INSERT\3/8\LONG\0.15-0.312\(.418/CD)
10	5000001	12	WASH\FLAT\3/8
11	5000019	4	WASH\LOCK\3/8
12	5701166	2	BATT\12VDC\GROUP31

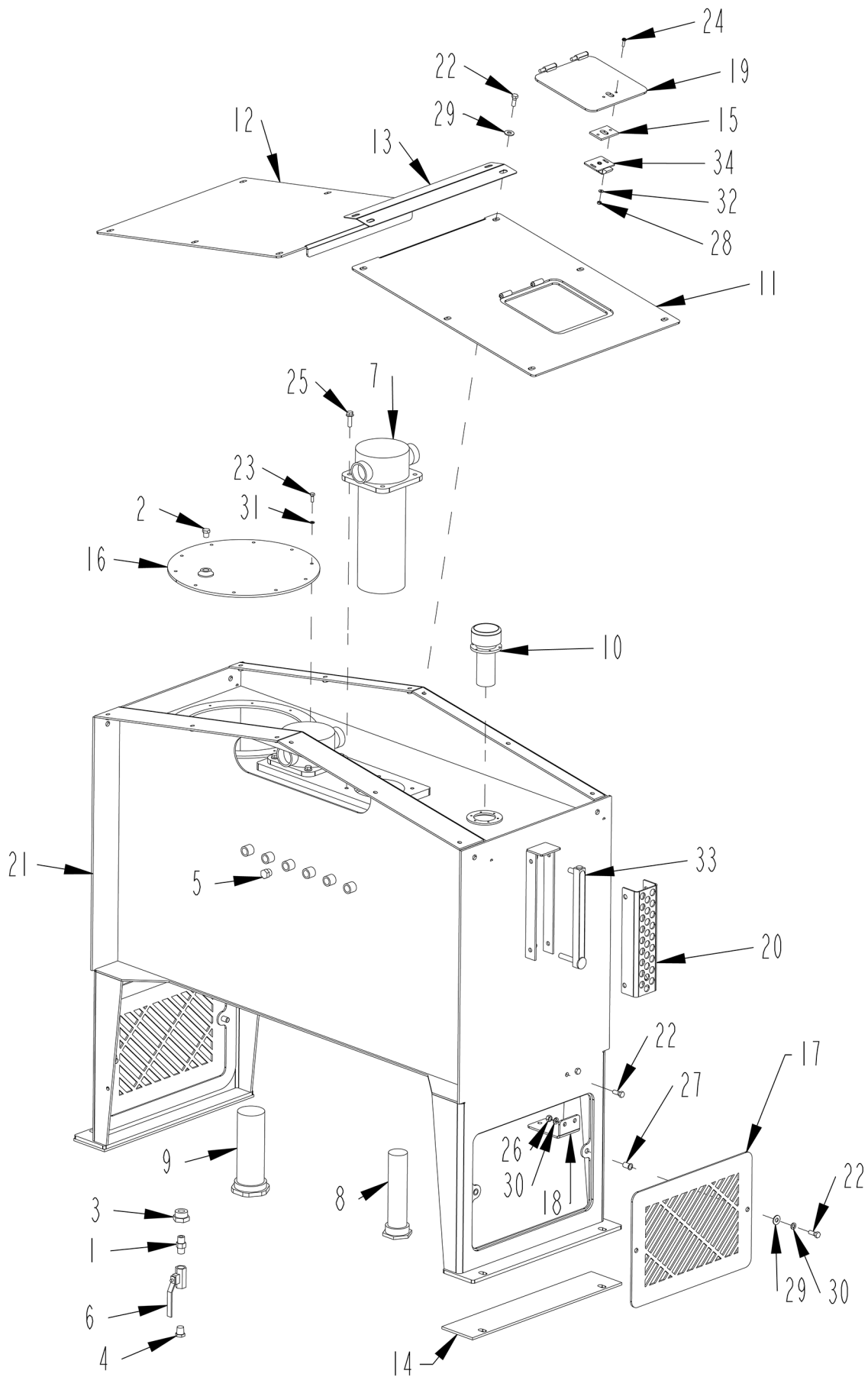
# FIFTH WHEEL FUEL TANK ASSEMBLY



**FIFTH WHEEL FUEL TANK ASSEMBLY**

<b>ITEM</b>	<b>PART</b>	<b>QTY.</b>	<b>PART DESCRIPTION</b>
1	3800008	2	FTG\1/2MPX1/2FP\90\ST;EL
2	3800165	1	FTG\1/2FPX1/2FP\90
3	3800619	1	FTG\AIR\1/2MP\PLUG\BRS\HEX
4	3800691	2	FTG\AIR\1/2MPX1/2PSHLCK\BRASS
5	3800706	1	FTG\7/8MJICX1/2FP\BULKHEAD
6	4703055	1	TANK\FUEL\72-1/2X44-1/2X24-1/2
7	4703103	1	PIPE\RETURN\TANK\FUEL\HD12
8	4703104	1	TUBE\SUCTION\TANK\FUEL\HD12
9	4703105	1	CVR\GAUGE\TANK\FUEL
10	4703107	1	CVR\TANK\FUEL\HD12
11	4703108	1	TUBE\FILL\INNER\FUEL
12	4800024	12	BOLT\HEX\1/4X3/4
13	4800098	2	BOLT\HEX\3/8X1-1/4\NC
14	4800380	5	SCR\RD\SLOT\#10-32X3/4
15	4800620	3	SCR\CAP\ALN\6-32X3/8\BLK
16	4900082	2	NUT\INSERT\3/8\0.027X.150GR
17	5000001	2	WASH\FLAT\3/8
18	5000019	2	WASH\LOCK\3/8
19	5000024	12	WASH\LOCK\1/4
20	7500124	1	GRMT\RBBR\1X9/32IDX3/16T
21	7500682	1	GAUGE\FUEL\SENDING\HD12
22	7500743	2	GRMT\RBBR\1-3/8X1IDX1/4T
23	7500811	1	CAP\FUEL\LOW_PRESS_RELIEF
24	7501175	1	SEAL\TANK\FUEL\3/32

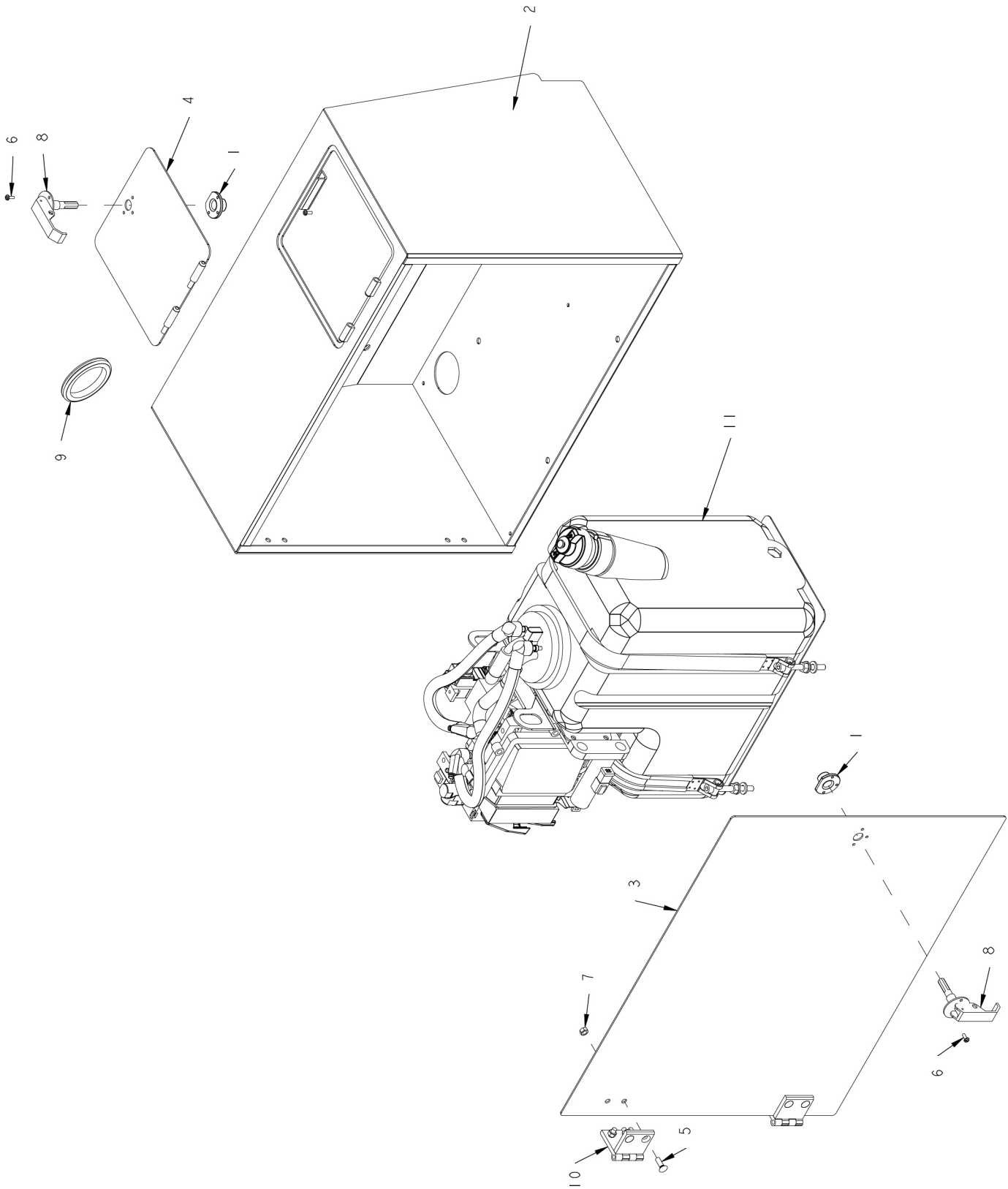
# HYDRAULIC OIL TANK



## HYDRAULIC OIL TANK

ITEM	PART	QTY.	PART DESCRIPTION
1	3800005	1	FTG\1/2MPI\CLOSE\NIPPLE
2	3800173	1	FTG\3/8MPI\PLUG\HEX
3	3800255	1	FTG\1-5/16MORX1/2FP
4	3800360	1	FTG\1/2MPI\PLUG\HEX
5	3800490	1	FTG\3/4MOR\PLUG\HEX
6	4000193	1	VALVE\BALL\1/2\LWBRS
7	4400043	2	FILTER\HYDRAULIC\RETURN\IN-TANK ELEMENT 4400074
	4400074		FLTR\ELMT\10MIC\INTANK (REPLACEMENT FILTER)
8	4400067	3	FLTR\SCRN\2-1/2MORX1-7/8FOR\30GPM\ST30-100-RV3
9	4400068	2	FLTR\SCRN\3-3/8MORX2-1/2FOR\50GPM\100MESH
10	4400071	1	VENTW\LOCK\CAP\HYD
11	4502256	1	CVR\LH\TANK\OIL
12	4502257	1	CVR\RH\TANK\OIL
13	4502258	1	CAP\TANK\OIL
14	4502262	2	PAD\TANK\HYD
15	4702287	1	SHIM\LATCH\SLAM\7GA
16	4703396	1	CAP\CLEAN-OUT\TANK\HYD
17	4703727	2	DOOR\SHLD\TUB
18	4704240	1	MNT\LIGHT\SVC
19	4704915	1	CVR\HOLE\ACCSS
20	4705126	1	CVR\GAUGE\LVL\TNK\OIL
21	4705307	1	TANK\OIL\3010
22	4800003	18	BOLT\HEX\3/8X1
23	4800024	10	BOLT\HEX\1/4X3/4
24	4800594	2	SCR\PAN\SLOT\#12X3/4\NC
25	4800914	8	BOLT\FLG\SERR\3/8X1-1/4\NC
26	4900002	2	NUT\HEX\3/8\NC
27	4900083	4	NUT\INSERT\3/8\LONG\0.15-0.312\(.418/CD)
28	4900146	2	NUT\TPLCK\#12\NC
29	5000001	16	WASH\FLAT\3/8
30	5000019	6	WASH\LOCK\3/8
31	5000024	10	WASH\LOCK\1/4
32	5000108	2	WASH\FLAT\#12
33	7500615	1	GAUGE\LEVEL\10\W/THERMOMETER
34	7500688	1	LATCH\SLAM\HEX\2100H
	<b>4705214</b>		<b>TANK\ASSY\HYD\3010</b>

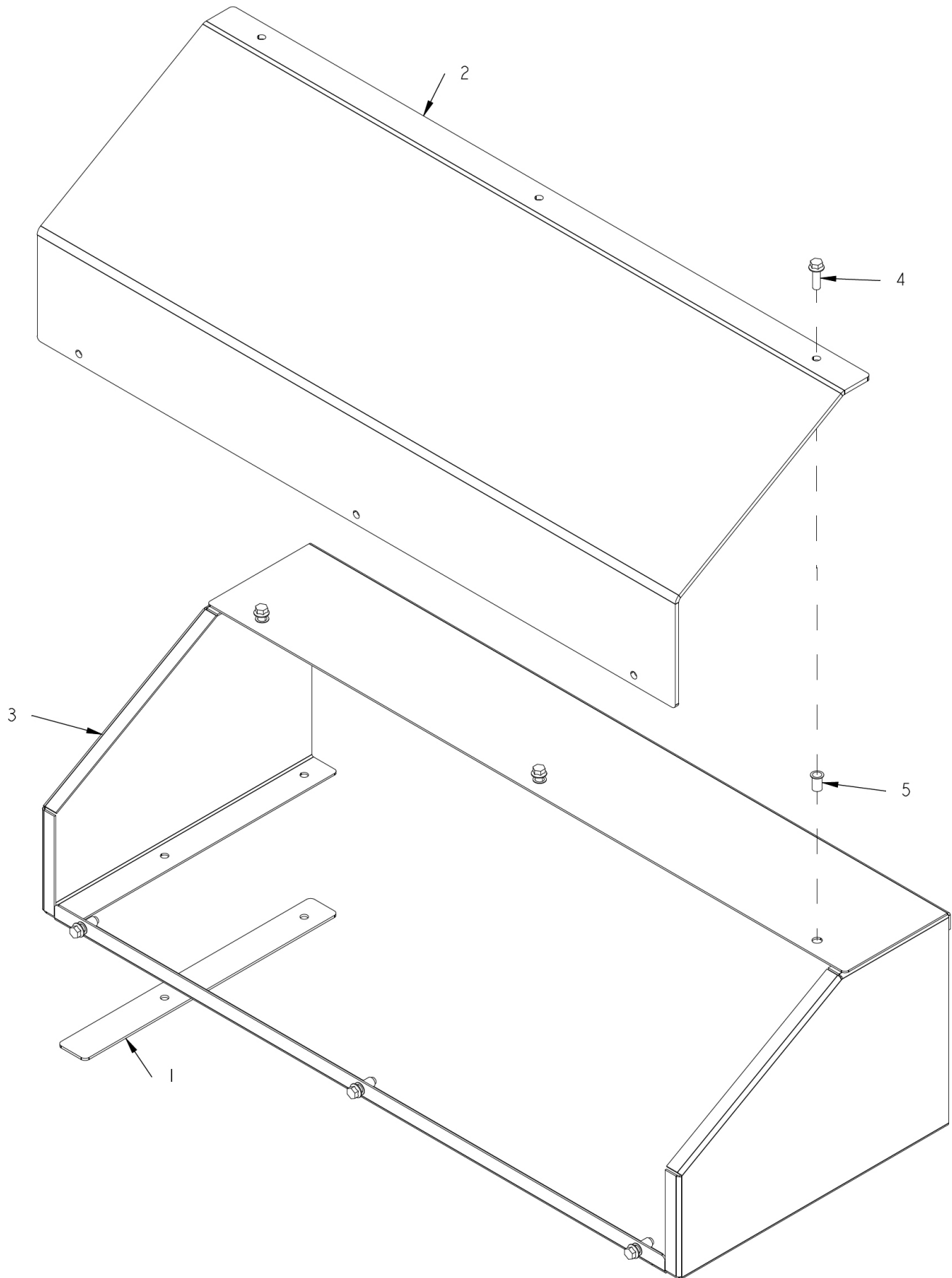
# DEF TANK



**DEF TANK**

<b>ITEM</b>	<b>PART</b>	<b>QTY.</b>	<b>PART DESCRIPTION</b>
1	4704046	2	FLANGE\REINFORCE\LATCH
2	4705959	1	FRM\TANK\DEF
3	4705960	1	SH\DOOR\TANK\DEF
4	4705962	1	CVR\ACCESS\DEF
5	4800166	8	SCR\CSK\ALN\5/16X1\NC
6	4800468	4	SCR\RD\SLOT\#10-24X1/2\NC
7	4900099	8	NUT\TPLCK\5/16\GR8\NC
8	7500907	2	LATCH\COMP\HD
8A	7500908		LATCH\CMPNT\HD\OFFSET;CAM
9	7501068	1	GRMMT\RBBR\3-5/8X3IDX3/8T
10	7501392	2	HINGE\BOLT-ON\270DEG\4-BLT\BLK
11	0900240	1	TANK\DEF (TANK ONLY, NO MOUNTING HARDWARE)

# VALVE ENCLOSURE

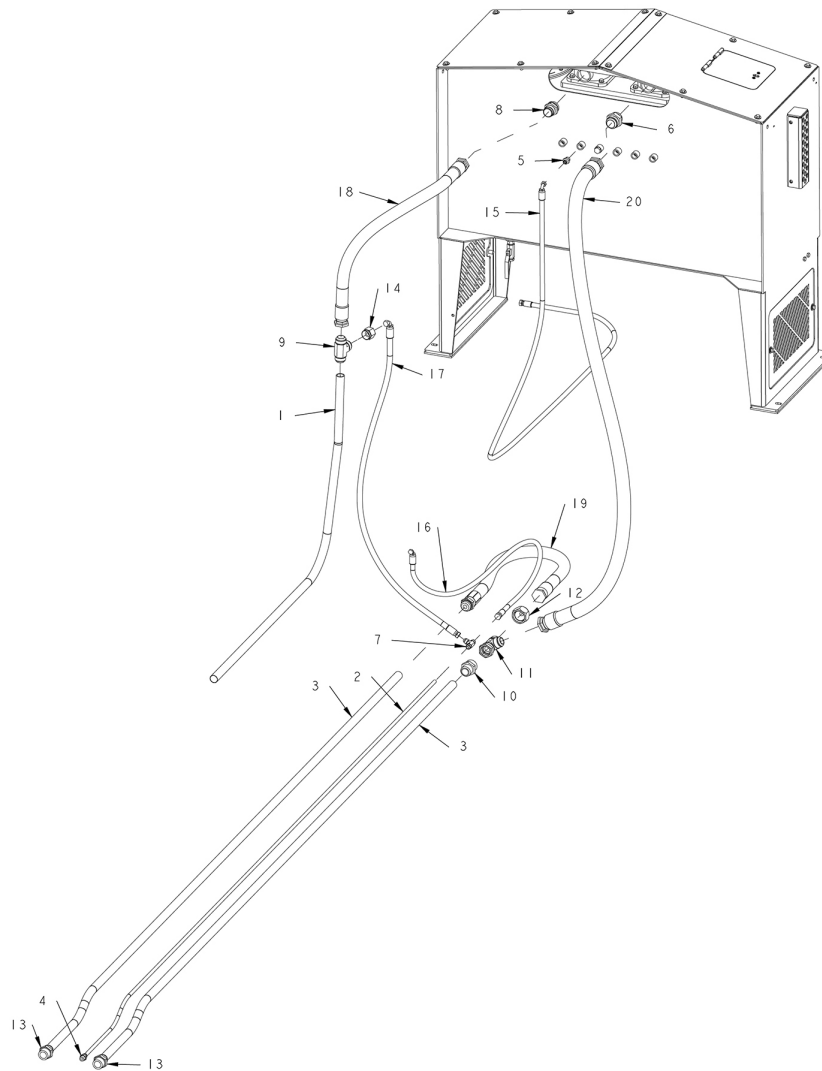




## VALVE ENCLOSURE

ITEM	PART	QTY.	PART DESCRIPTION
1	4502685	1	SH\SHIM\CVR\VALVE
2	4502686	1	CVR\VALVE
3	4502687	1	ASSYWELD\CVR\VALVE
4	4800914	6	BOLT\FLG\SERR\3/8X1-1/4\NC
5	4900083	6	NUT\INSERT\3/8\LONG\0.15-0.312\(.418/CD)

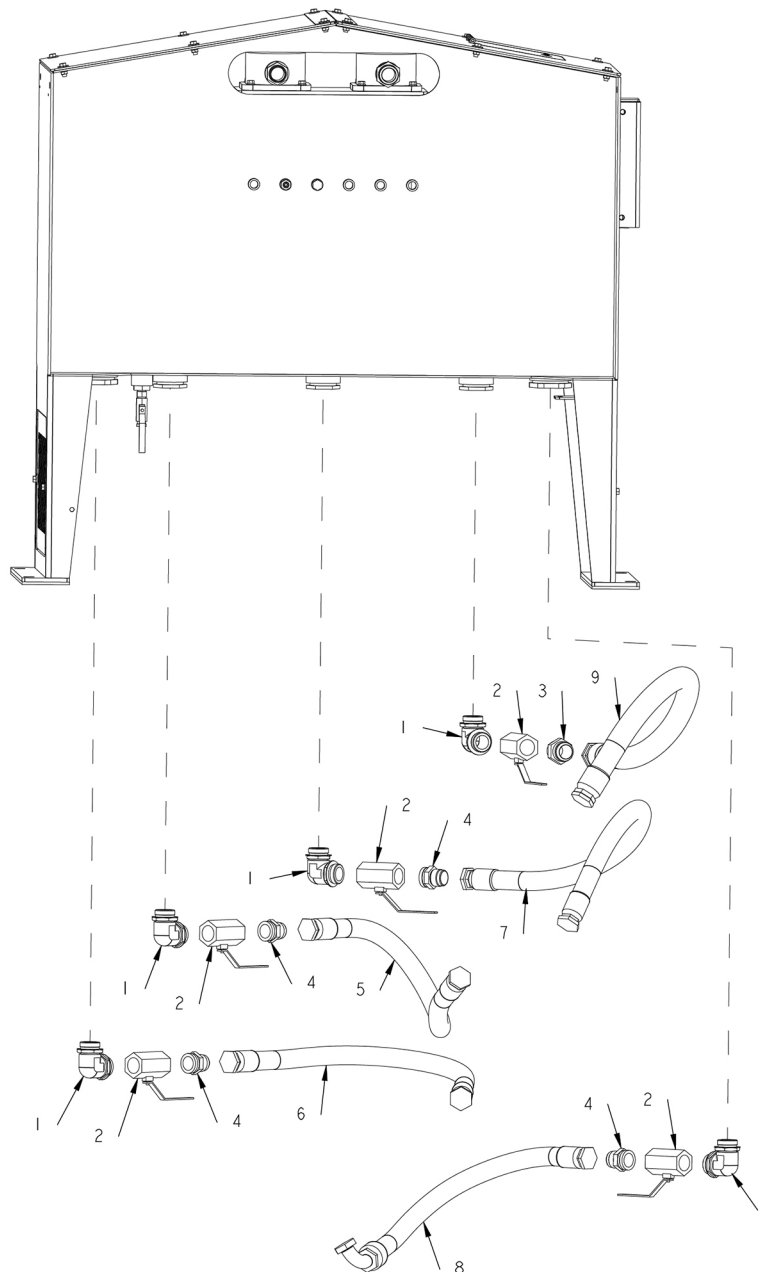
# HYDRAULIC OIL TANK WITH HOSES AND FITTINGS - VIEW A



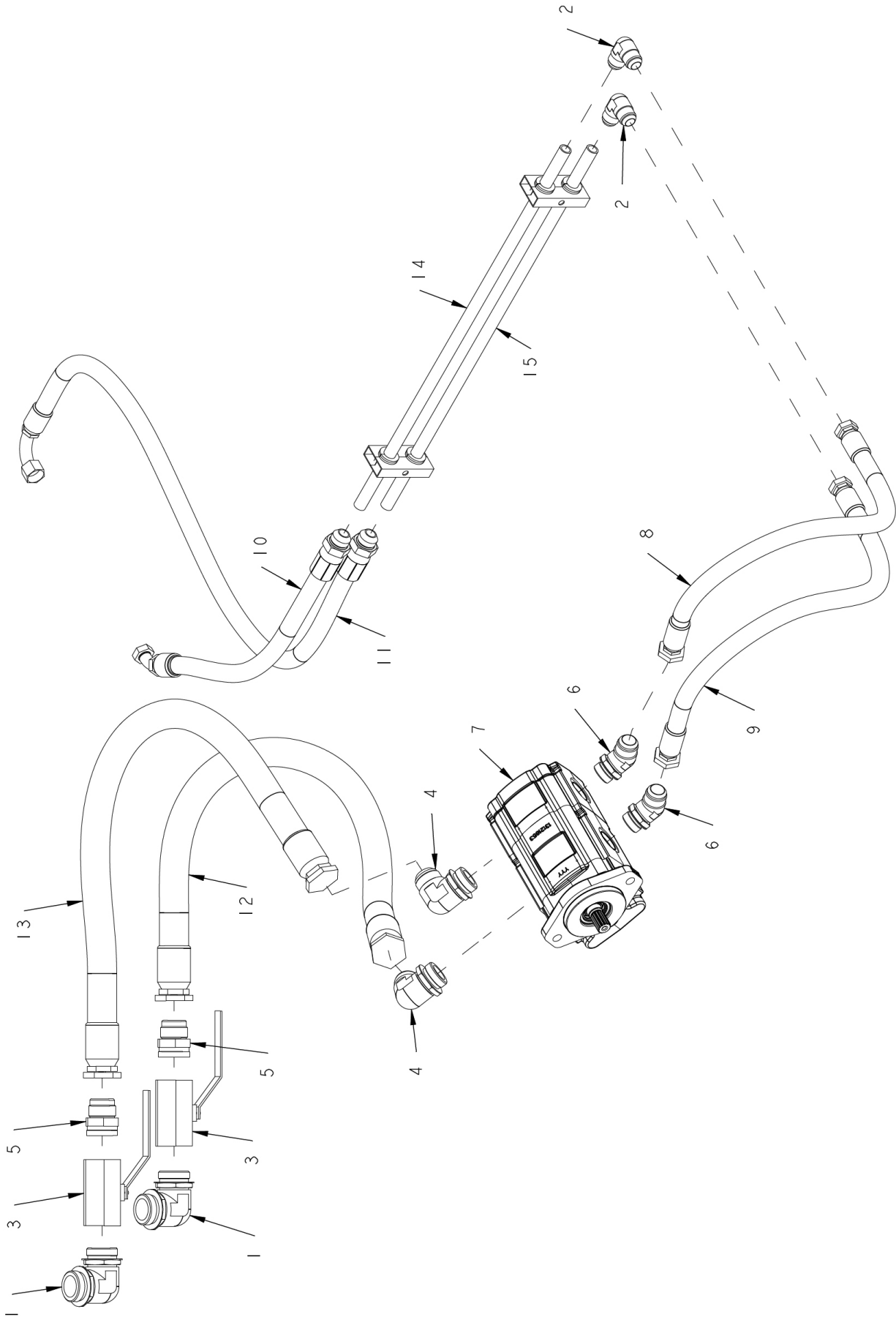
ITEM	PART	QTY.	PART DESCRIPTION
1	3701715	1	RETURN\COOLER\HYD\MAIN
2	3701717	1	HOOD LOADER PILOT LINES
3	3701718	2	LINE\TUBE\LOADER
4	3800080	1	FTG\3/4MJICX1/2MP\ST\SOLID
5	3800530	1	FTG\3/4MORX9/16MJIC\ST
6	3800746	1	FTG\1-7/8MORX1-7/8MJIC\ST
7	3800766	1	FTG\3/4MJICX3/4MJICX3/4MJIC\TEE
8	3800808	1	FTG\1-7/8MORX1-5/8MJIC\ST
9	3800913	1	FTG\1-5/8MJICX1-5/8MJICX1-5/8MJIC
10	3800931	1	FTG\1-7/8MJICX1-5/8MJIC\UNION
11	3800932	1	FTG\1-7/8FJICX1-7/8MJICX1-7/8MJIC\RUN;TEE
12	3800933	1	FTG\1-7/8FJICX1-5/8MJIC\ADPTW/NUT
13	3800934	2	FTG\1-5/8MJICX1MP\ST\SOLID
14	3800956	1	FTG\1-5/8FJICX3/4MJIC
15	3700925	1	HOSE\HYD\3/8X108\9/16FJICX9/16FJC89
16	3700938	1	HOSE\HYD\3/8X36
17	3701023	1	HOSE\HYD\1/2X54\3/4FJICX3/4FJIC\90
18	3700923	1	HOSE\HYD\1-1/4X41
19	3700942	1	HOSE\HYD\1-1/4X44
20	3700943	1	HOSE\HYD\1-1/2X94

# HYDRAULIC OIL TANK WITH HOSES AND FITTINGS - VIEW B

ITEM	PART	QTY.	PART DESCRIPTION
1	3800928	5	FTG\1-7/8MORX1-7/8MOR\90
2	3800740	5	VALVE\BALL\1-1/2\1-7/8FOR\1/4 TURNW/LOCK
3	3800746	2	FTG\1-7/8MORX1-7/8MJIC\ST
4	3800808	5	FTG\1-7/8MORX1-5/8MJIC\ST
5	3701746	1	HOSE\HYD\1-1/4X40\1-5/8FJCX1-5/8FJC
6	3701746	1	HOSE\HYD\1-1/4X40\1-5/8FJCX1-5/8FJC
7	3701747	1	HOSE\HYD\1-1/4X70\1-5/8FJICX1-5/8FJIC
8	3701748	1	HOSE\HYD\1-1/4X30\1-5/8FJICX1/5/8FJIC\90
9	3701749	1	HOSE\HYD\1-1/2X68\1-5/8FJICX1-7/8FJIC



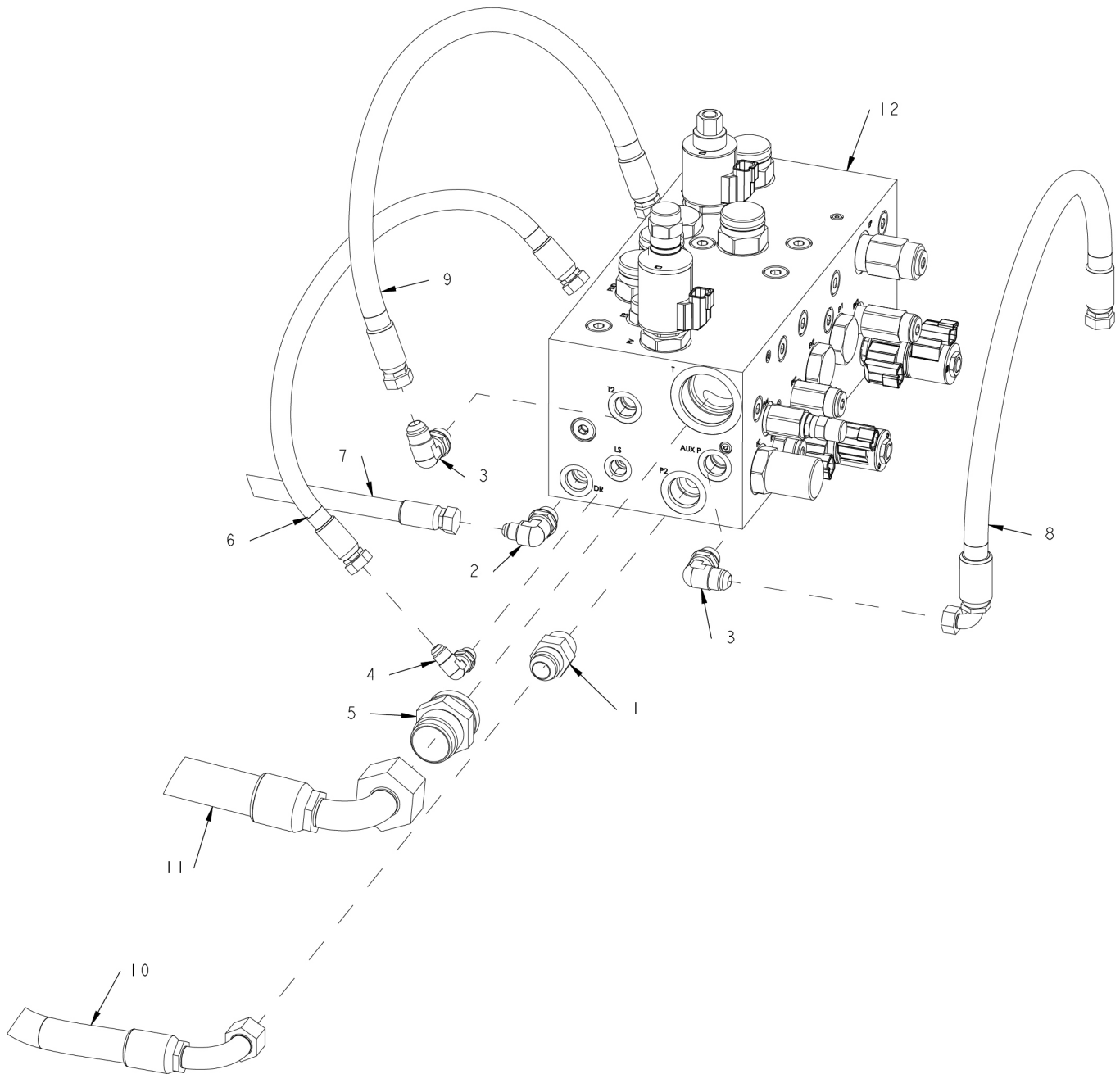
# TUB AND CONVEYOR PUMP WITH HOSES AND FITTINGS



**TUB AND CONVEYOR PUMP WITH HOSES AND FITTINGS**

<b>ITEM</b>	<b>PART</b>	<b>QTY.</b>	<b>PART DESCRIPTION</b>
1	3800928	2	FTG\1-7/8MORX1-7/8MOR\90
2	3800677	2	FTG\1-1/16MJICX1-1/16MJIC\90
3	3800740	2	VALVE\BALL\1-1/2\1-7/8FOR\1/4 TURNW/LOCK
4	3800741	2	FTG\1-5/8MORX1-5/8MJIC\90
5	3800808	2	FTG\1-7/8MORX1-5/8MJIC\ST
6	3800835	2	FTG\1-5/16MORX1-5/16MJIC\45
7	4200208	1	PUMP\HYD\29.4\22.3\RH
8	3701736	1	HOSE\HYD\3/4X39\1-5/16FJICX1-1/16FJIC
9	3701736	1	HOSE\HYD\3/4X39\1-5/16FJICX1-1/16FJIC
10	3701737	1	HOSE\HYD\3/4X27\1-1/16MJCX1-1/16FJIC
11	3701738	1	HOSE\HYD\3/4X53\1-1/16MJICX1-1/16FJIC\90
12	3701746	1	HOSE\HYD\1-1/4X40\1-5/8FJICX1-5/8FJC
13	3701746	1	HOSE\HYD\1-1/4X40\1-5/8FJICX1-5/8FJC
14	3701720	1	TUBE\STL\3/4X33\FJICXFJC
15	3701720	1	TUBE\STL\3/4X33\FJICXFJC

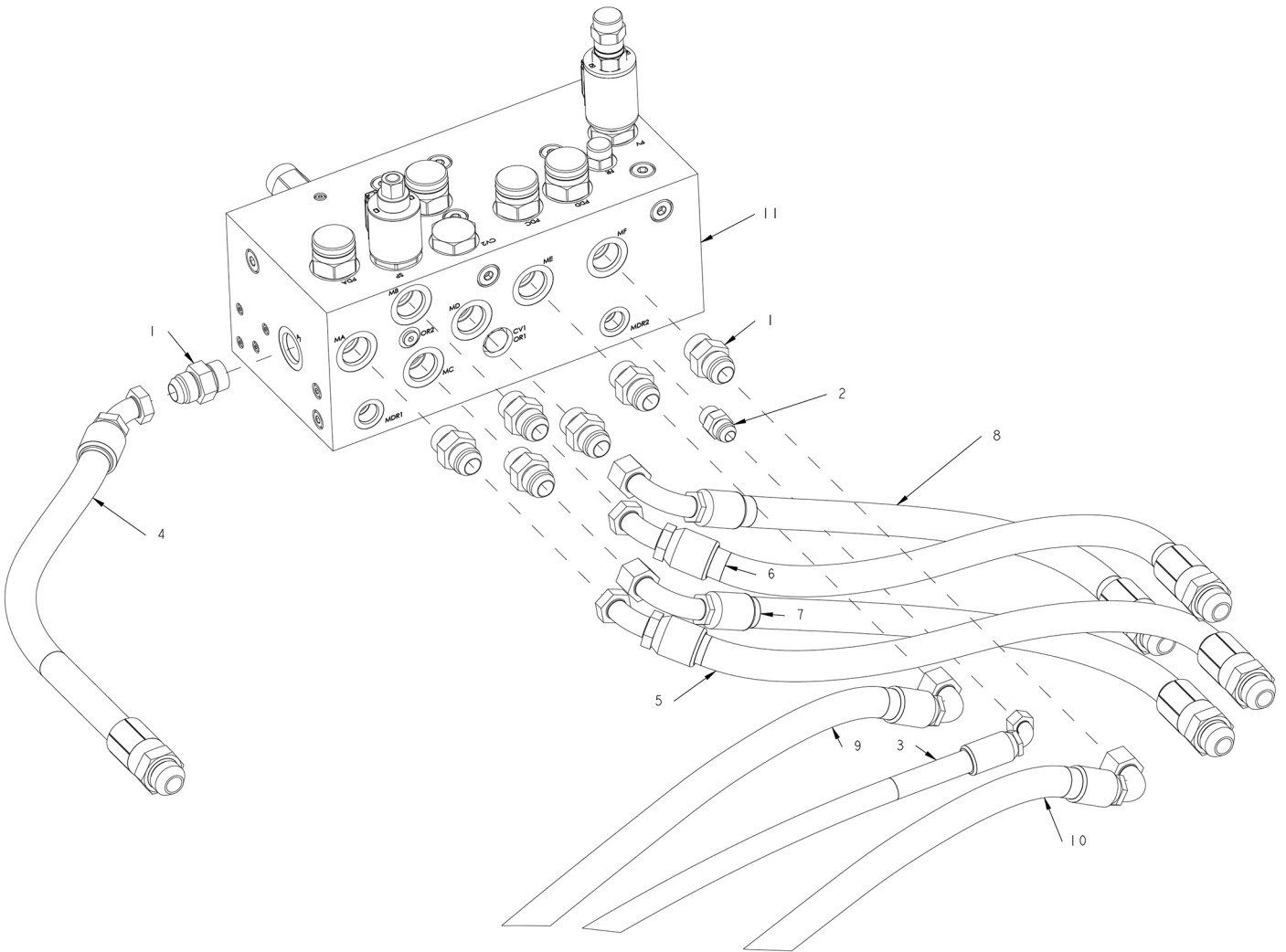
**TUB AND CONVEYOR VALVE WITH HOSES AND FITTINGS - VIEW A**



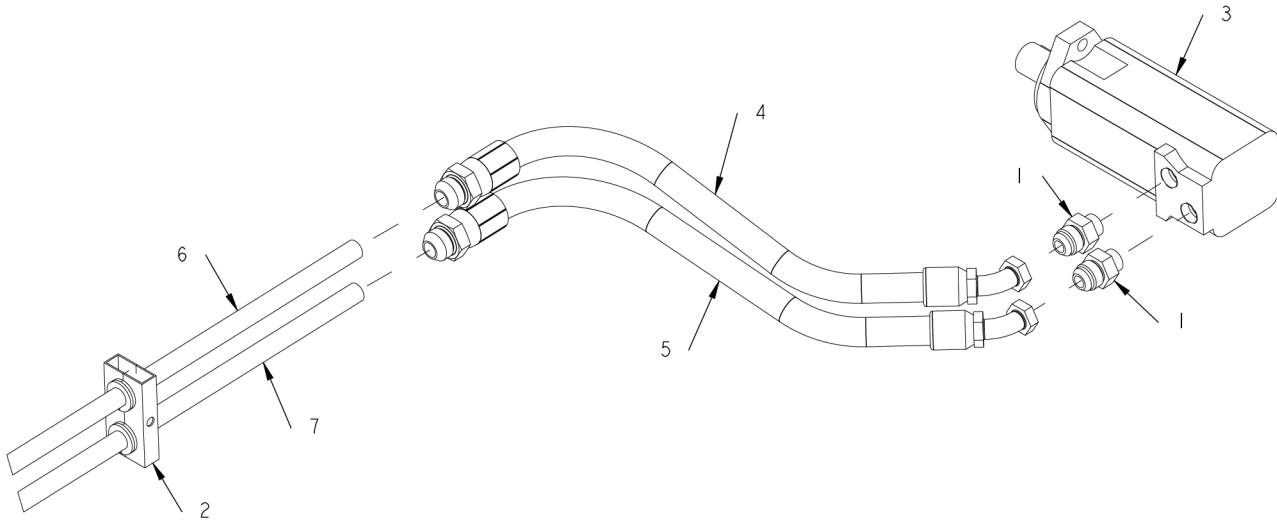
ITEM	PART	QTY.	PART DESCRIPTION
1	3800277	1	FTG\1-1/16MORX1-1/16MJIC\ST
2	3800453	1	FTG\3/4MORX9/16MJIC\90
3	3800537	2	FTG\3/4MORX3/4MJIC\90
4	3800757	1	FTG\9/16MORX9/16MJIC\90
5	3800808	1	FTG\1-7/8MORX1-5/8MJIC\ST
6	3701730	1	HOSE\HYD\3/8X32\9/16FJICS
7	3700925	1	HOSE\HYD\3/8X108\9/16FJCX9/16FJC89
8	3701733	1	HOSE\HYD\1/2X27.5\3/4FJICSX3/4FJIC90
9	3701734	1	HOSE\HYD\1/2X33\3/4FJICS
10	3701738	1	HOSE\HYD\3/4X53\1-1/16MJICX1-1/16FJIC\90
11	3701745	1	HOSE\HYD\1X76\1-5/8FJIC90X1-5/16FJC
12	4000584	1	VLV\HYD\TUB;CONV\PS-01561-V VA-01

**TUB AND CONVEYOR VALVE WITH HOSES AND FITTINGS - VIEW B**

ITEM	PART	QTY.	PART DESCRIPTION
1	3800277	7	FTG\1-1/16MORX1-1/16MJIC\ST
2	3800477	1	FTG\3/4MORX3/4MJIC\ST
3	3701008	1	HOSE\HYD\1/2X37\3/4FJICSX3/4FJIC90
4	3701737	1	HOSE\HYD\3/4X27\1-1/16MJCX1-1/16FJIC
5	3701739	1	HOSE\HYD\3/4X31.5\1-1/16MJCX1-1/16FJIC45
6	3701740	1	HOSE\HYD\3/4X28\1-1/16MJCX1-1/16FJIC45
7	3701290	1	HOSE\HYD\3/4X25\1-1/16MJICX1-1/16FJIC\90
8	3701742	1	HOSE\HYD\3/4X22\1-1/16MJICX1-1/16FJIC\90
9	3701743	1	HOSE\HYD\3/4X38\1-1/16FJX1-1/16FJC45DEG
10	3701743	1	HOSE\HYD\3/4X38\1-1/16FJX1-1/16FJC45DEG
11	4000584	1	VLV\HYD\TUB;CONV\PS-01561-V VA-01



## DISCHARGE CONVEYOR MOTOR WITH HOSES AND FITTINGS

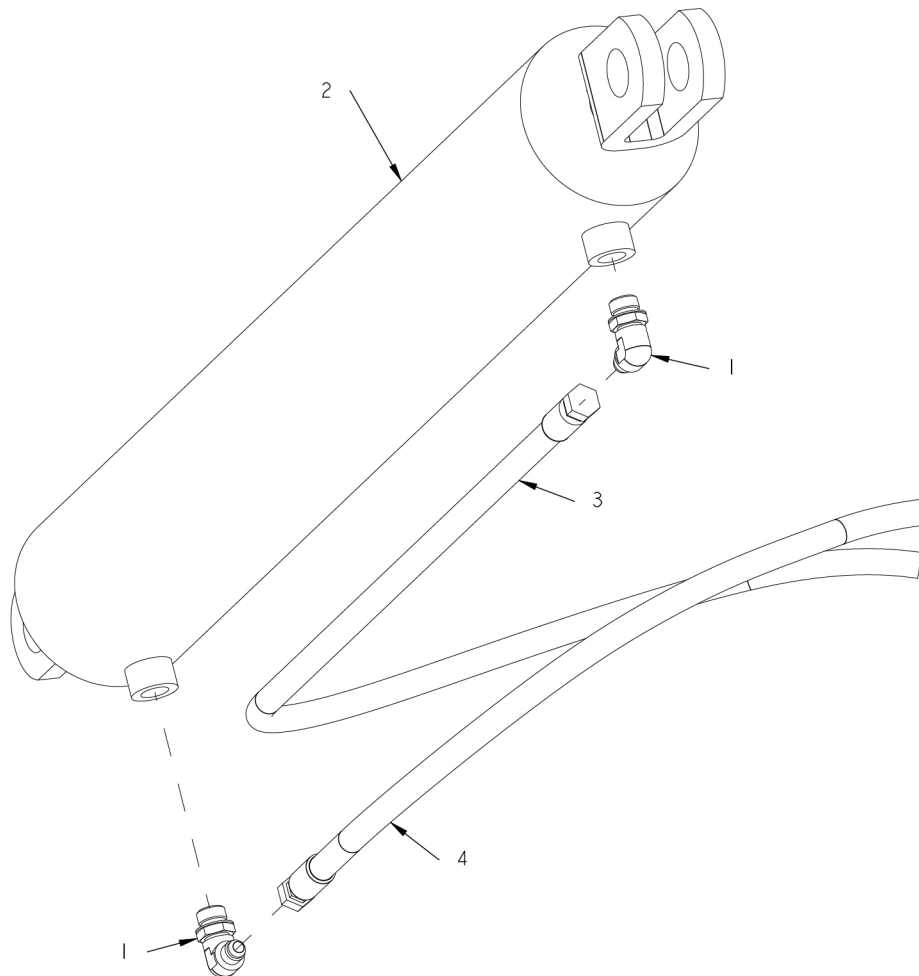


ITEM	PART	QTY.	PART DESCRIPTION
1	3800527	2	FTG\7/8MORX1-1/16MJIC\ST
2	3800552	2	CLAMP\HOSE\1-1/4\2HOLES
3	3900010	1	MTR\HYD\24\2000\SAE;A
4	3700896	1	HOSE\HYD\3/4X24\1-1/16MJCX1-1/16FJC45
5	3700897	1	HOSE\HYD\3/4X25\1-1/16MJCX1-1/16FJC45
6	3700761	1	TUBE\STL\3/4X182\1-1/16FJC
7	3700761	1	TUBE\STL\3/4X182\1-1/16FJC

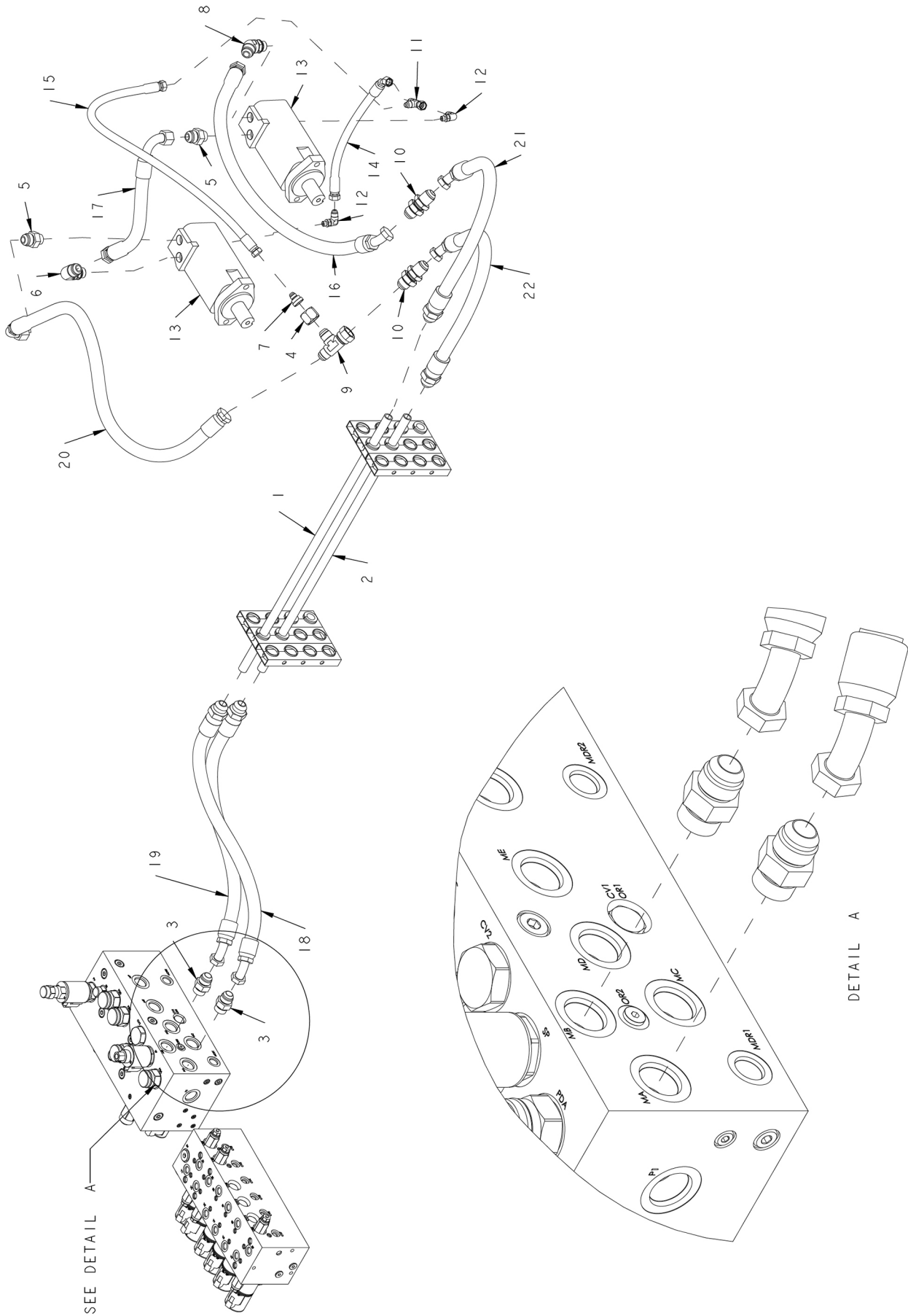


**TUB TILT CYLINDER WITH HOSES AND FITTINGS**

ITEM	PART	QTY.	PART DESCRIPTION
1	3800453	2	FTG\3/4MORX9/16MJIC\90
2	4100332 4100234	1	CYL\HYD\4-1/2X30\1-3/4-RAM INDUSTRIES CYL\HYD\4-1/2X30\1-3/4-CANADIAN TOOL & DIE
3	3701110	1	HOSE\HYD\3/8X92\9/16FJIC
4	3701110	1	HOSE\HYD\3/8X92\9/16FJIC



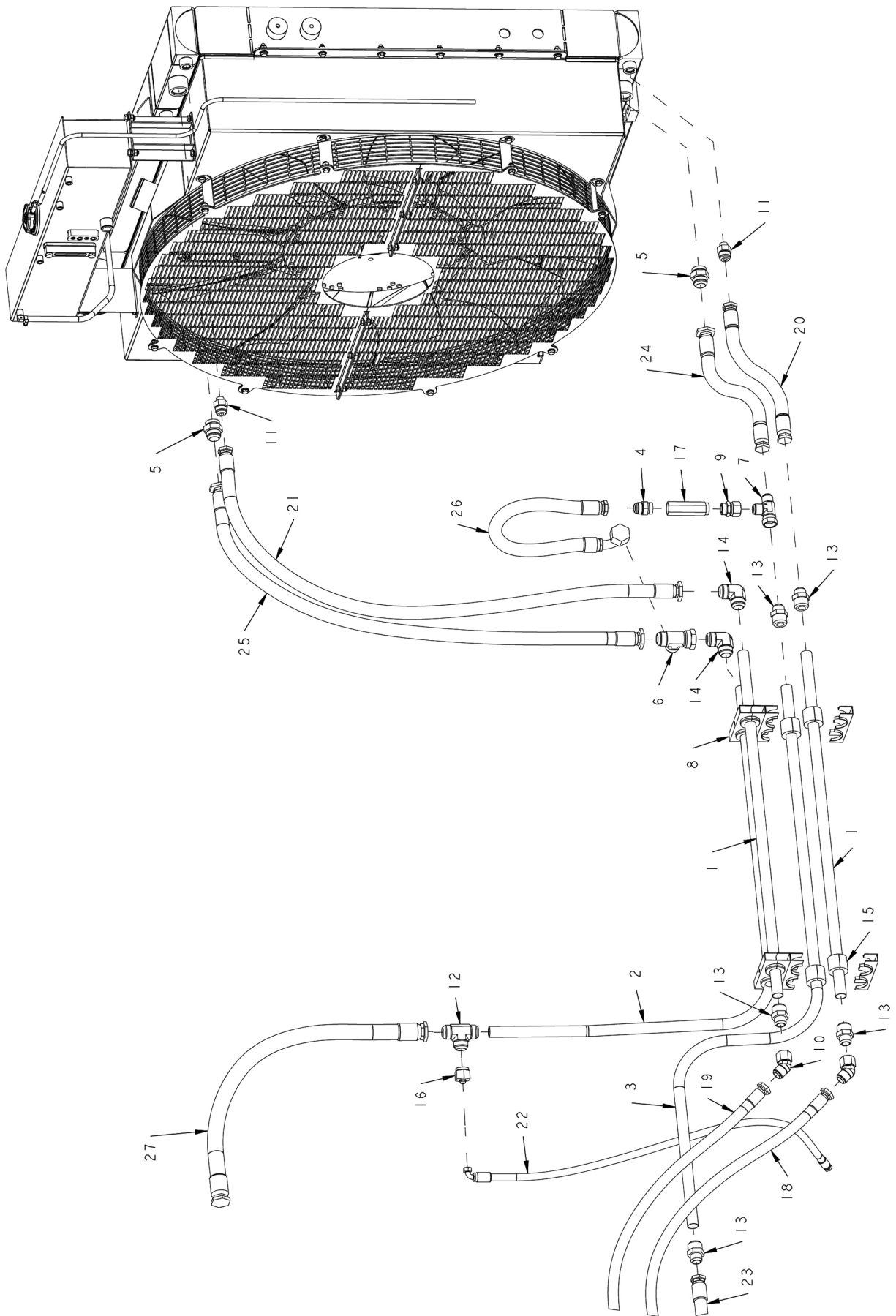
# AUGER HYDRAULICS



## AUGER HYDRAULICS

ITEM	PART	QTY.	PART DESCRIPTION
1	3701720	1	TUBE\STL\3/4X33\FJCXFJC
2	3701720	1	TUBE\STL\3/4X33\FJCXFJC
3	3800277	2	FTG\1-1/16MORX1-1/16MJIC\ST
4	3800462	1	FTG\1-1/16NUTFJICS
5	3800527	2	FTG\7/8MORX1-1/16MJIC\ST
6	3800535	1	FTG\7/8MORX1-1/16MJIC\90
7	3800542	1	FTG\1-1/16FJICX9/16MJIC\ADPT
8	3800669	1	FTG\MORXMJIC\45
9	3800670	1	FTG\1-1/16FJICX1-1/16MJICX1-1/16MJIC\RUN;TEE
10	3800725	2	FTG\1-1/16MJICX1-1/16MJC\BULKHEAD
11	3800759	1	FTG\9/16FJICSX9/16MJICX9/16MJIC\RUN;TEE
12	3800762	2	FTG\7/16MORX9/16MJIC\90
13	3900005	2	MTR\HYD\14.9\2000\SAE;A
14	3701157	1	HOSE\HYD\3/8X15\9/16FJIC45X9/16FJICS
15	3701362	1	HOSE\HYD\3/8X48\9/16FJIC
16	3701757	1	HOSE\HYD\3/4X39\1-1/16FJX1-1/16FJC45DEG
17	3701396	1	HOSE\HYD\3/4X16\1-1/16FJC90X1-1/16FJC
18	3701739	1	HOSE\HYD\3/4X31.5\1-1/16MJCX1-1/16FJIC45
19	3701740	1	HOSE\HYD\3/4X28\1-1/16MJCX1-1/16FJIC45
20	3701758	1	HOSE\HYD\3/4X46\1-1/16FJC90X1-1/16FJC
21	3701759	1	HOSE\HYD\3/4X21\1-1/16MJCX1-1/16FJIC45
22	3701759	1	HOSE\HYD\3/4X21\1-1/16MJCX1-1/16FJIC45

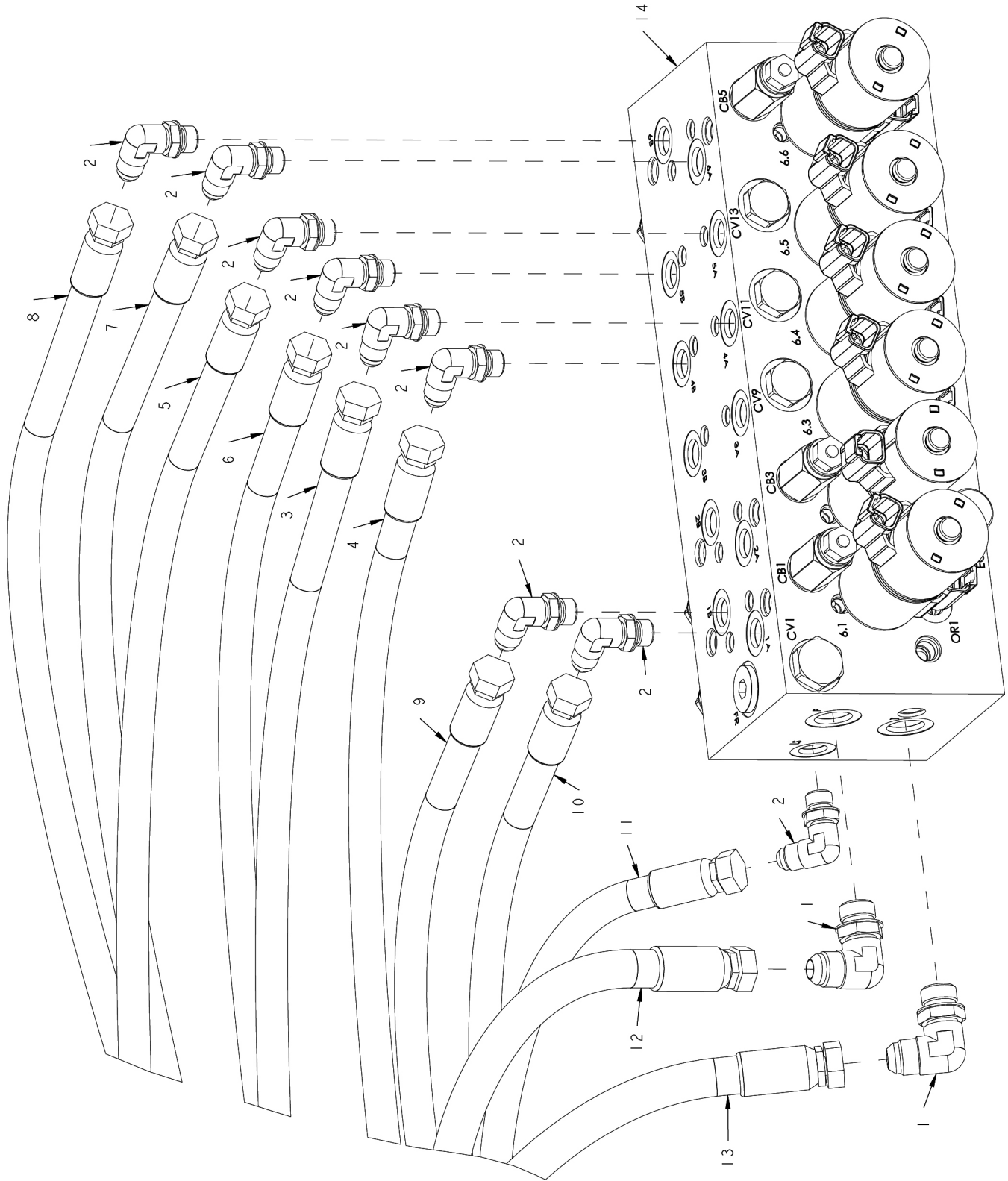
# RADIATOR COOLING LINES



## RADIATOR COOLING LINES

ITEM	PART	QTY.	PART DESCRIPTION
1	3701714	2	LINE\COOLER\CLUTCH
2	3701715	1	RETURN\COOLER\HYD\MAIN
3	3701716	1	LINE\SUPPLY\COOLER\MAIN
4	3800274	1	FTG\1-5/16MORX1-5/16MJIC\ST
5	3800470	2	FTG\1-5/8MORX1-5/8MJIC\ST
6	3800486	1	FTG\1-5/8FJICX1-5/8MJICX1-5/8MJIC\RUN;TEE
7	3800497	1	FTG\1-5/16FJICX1-5/16MJICX1-5/16MJIC\RUN;TEE
8	3800646	8	CLAMP\TUBE\2-1/4\2;HOLES
9	3800727	1	FTG\1/5/16MORX1-5/16FJIC\SW
10	3800806	2	FTG\1-5/16MJICX1-5/16FJIC\45
11	3800807	2	FTG\7/8MORX1-5/16MJIC\ST
12	3800913	1	FTG\1-5/8MJICX1-5/8MJICX1-5/8MJIC
13	3800929	5	FTG\1-5/8MJICX1-5/16MJIC\UNION
14	3800936	2	FTG\1-5/8MJICX1-5/8MJIC\90
15	3800947	8	RBBR\1-1/4TUBE\2-3/16ODX1-1/4ID
16	3800956	1	FTG\1-5/8FJICX3/4MJIC
17	4000232	1	VALVE\RELIEF\65PSI\16PRT
18	3701750	1	HOSE\HYD\3/4X76\1-1/16FJICX1-1/16FJIC
19	3701751	1	HOSE\HYD\3/4X80\1-1/16FJICX1-1/16FJIC
20	3701752	1	HOSE\HYD\1X14\1-5/16FJICX1-5/16FJIC
21	3701753	1	HOSE\HYD\1X60\1-5/8FJICX1-5/16FJIC
22	3701023	1	HOSE\HYD\1/2X54\3/4FJICX3/4FJIC\90
23	3701745	1	HOSE\HYD\1X76\1-5/8FJIC90X1-5/16FJC
24	3701754	1	HOSE\HYD\1X19.5\1-5/8FJICX1-5/16FJIC
25	3701755	1	HOSE\HYD\1X57\1-5/8FJICX1-5/16FJIC
26	3701756	1	HOSE\HYD\1X27\1-5/16FJ90DEGX1-5/8FJC
27	3700923	1	HOSE\HYD\1-1/4X41

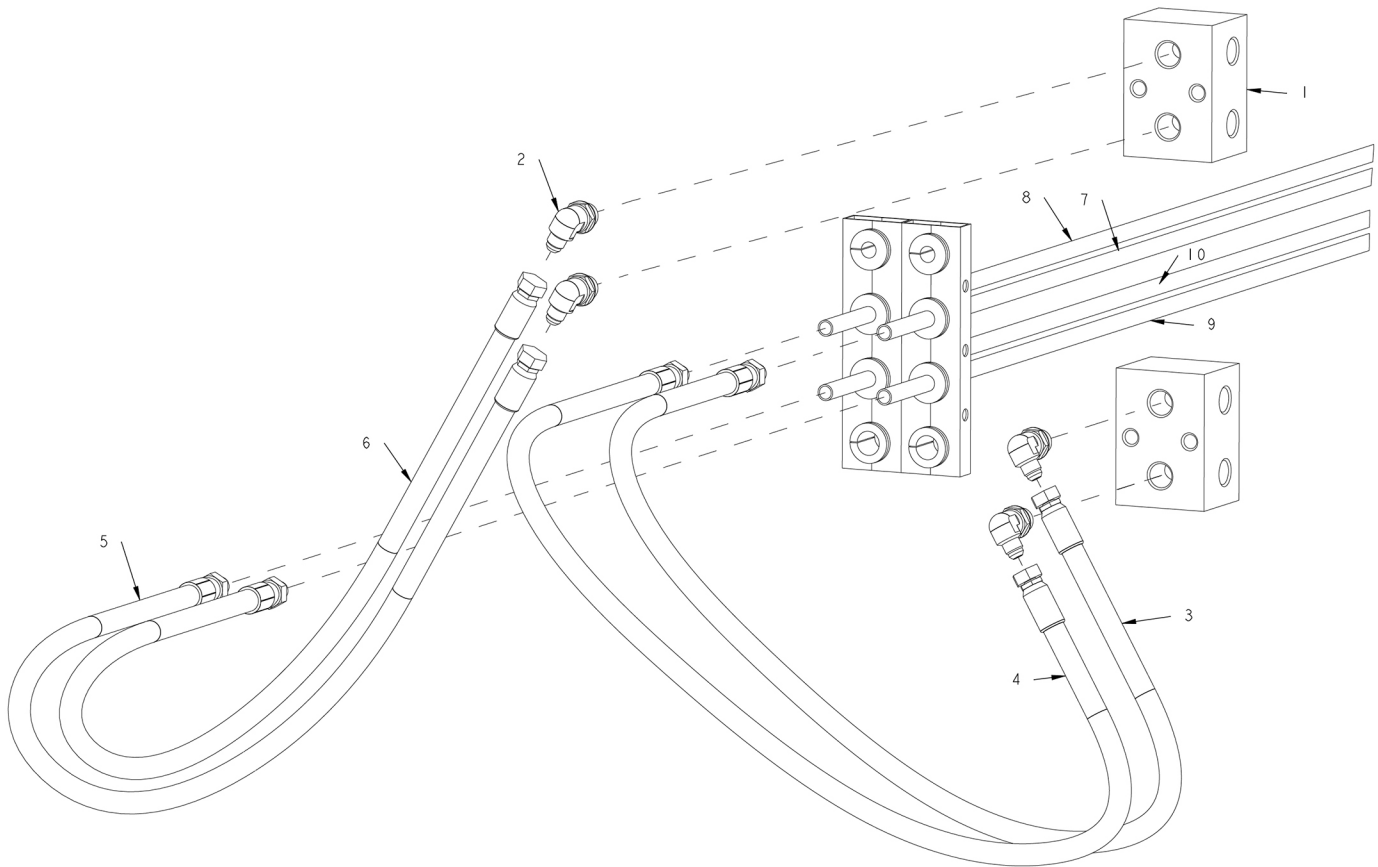
# AUXILIARY VALVE SUPPLY HOSES AND FITTINGS



**AUXILIARY VALVE SUPPLY HOSES AND FITTINGS**

<b>ITEM</b>	<b>PART</b>	<b>QTY.</b>	<b>PART DESCRIPTION</b>
1	3800537	2	FTG\3/4MORX3/4MJIC\90
2	3800757	9	FTG\9/16MORX9/16MJIC\90
3	3701729	1	HOSE\HYD\3/8X46\3/4MJCX9/16FJC
4	3701729	1	HOSE\HYD\3/8X46\3/4MJCX9/16FJC
5	3701729	1	HOSE\HYD\3/8X46\3/4MJCX9/16FJC
6	3701729	1	HOSE\HYD\3/8X46\3/4MJCX9/16FJC
7	3701729	1	HOSE\HYD\3/8X46\3/4MJCX9/16FJC
8	3701729	1	HOSE\HYD\3/8X46\3/4MJCX9/16FJC
9	3701110	1	HOSE\HYD\3/8X92\9/16FJIC
10	3701110	1	HOSE\HYD\3/8X92\9/16FJIC
11	3701730	1	HOSE\HYD\3/8X32\9/16FJICS
12	3701733	1	HOSE\HYD\1/2X27.5\3/4FJICSX3/4FJIC90
13	3701734	1	HOSE\HYD\1/2X33\3/4FJICS
14	4000583	1	VLV\HYD\AUX\BLK\VA2761-15

# MANIFOLD BLOCK VALVE WITH HOSES AND FITTINGS



ITEM	PART	QTY.	PART DESCRIPTION
1	3800428	2	MNFLD\DBL;TEE\BLK\3/4FOR
2	3800453	4	FTG\3/4MORX9/16MJIC\90
3	3700766	1	HOSE\HYD\3/8X78\3/4MJCX9/16FJC
4	3700766	1	HOSE\HYD\3/8X78\3/4MJCX9/16FJC
5	3700766	1	HOSE\HYD\3/8X78\3/4MJCX9/16FJC
6	3700766	1	HOSE\HYD\3/8X78\3/4MJCX9/16FJC
7	3700764	1	TUBE\STL\1/2X78\FJCFJJC
8	3700764	1	TUBE\STL\1/2X78\FJCFJJC
9	3700764	1	TUBE\STL\1/2X78\FJCFJJC
10	3700764	1	TUBE\STL\1/2X78\FJCFJJC

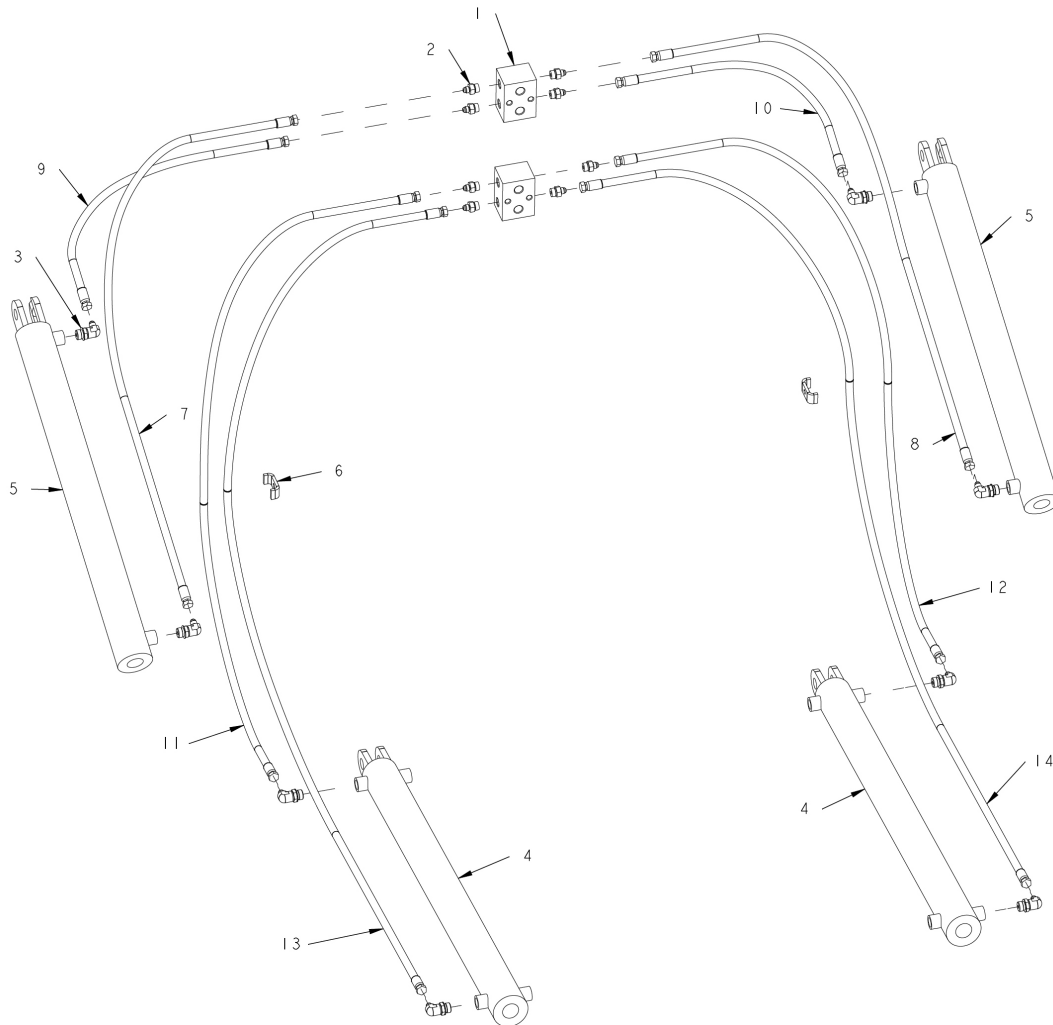


# LIFT & FOLD HYDRAULIC CYLINDERS WITH HOSES AND FITTINGS

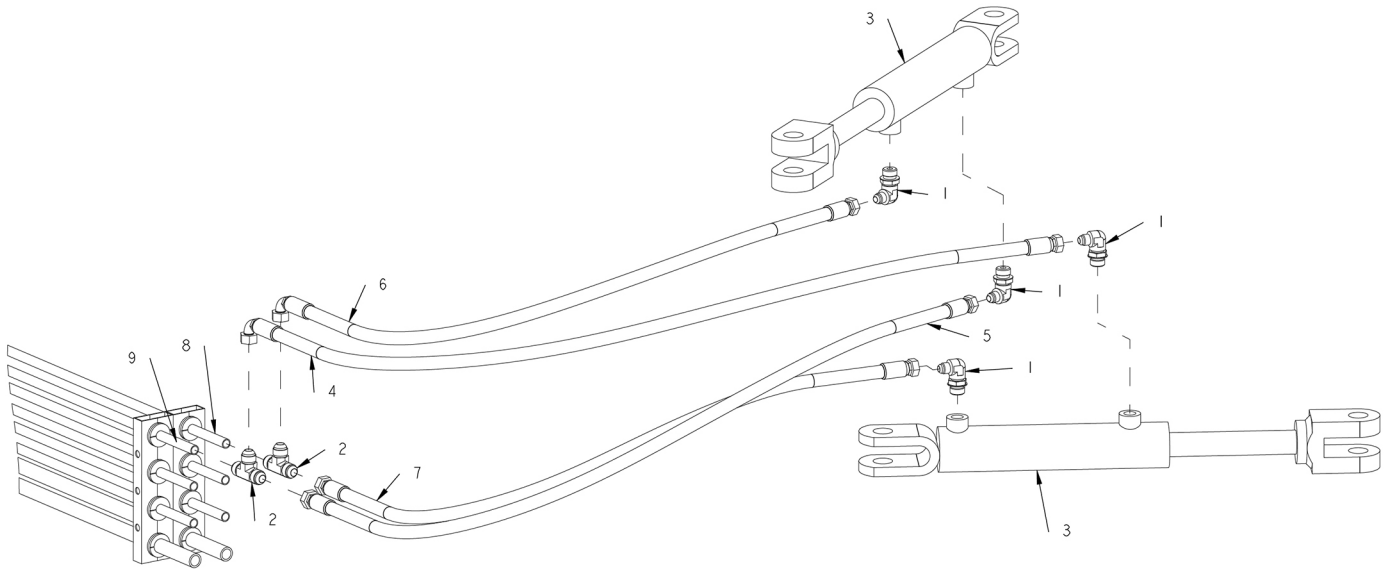
ITEM	PART	QTY.	PART DESCRIPTION
1	3800428	2	MNFLD\DBL;TEE\BLK\3/4FOR
2	3800530	8	FTG\3/4MORX9/16MJIC\ST
3	3800538	8	FTG\7/8MORX9/16MJIC\90
4	4100175	2	CYL\HYD\3X36\PARALLEL
5	4100218	2	CYL\HYD\3X30\1-1/2ROD\PARALLEL
6	4700776	2	CLMP\HOSE\3/8
7	3700765	1	HOSE\HYD\3/8X62\9/16FJICS
8	3700765	1	HOSE\HYD\3/8X62\9/16FJICS
9	3700895	1	HOSE\HYD\3/8X30\9/16FJICS
10	3700895	1	HOSE\HYD\3/8X30\9/16FJICS
11	3700759	1	HOSE\HYD\3/8X74\9/16FJICS
12	3700759	1	HOSE\HYD\3/8X74\9/16FJICS
13	3700900	1	HOSE\HYD\3/8X122\9/16FJICS
14	3700900	1	HOSE\HYD\3/8X122\9/16FJICS

## NOT SHOWN

3801016	8	FTG\7/8MOR\ORIFICE\0.052
---------	---	--------------------------



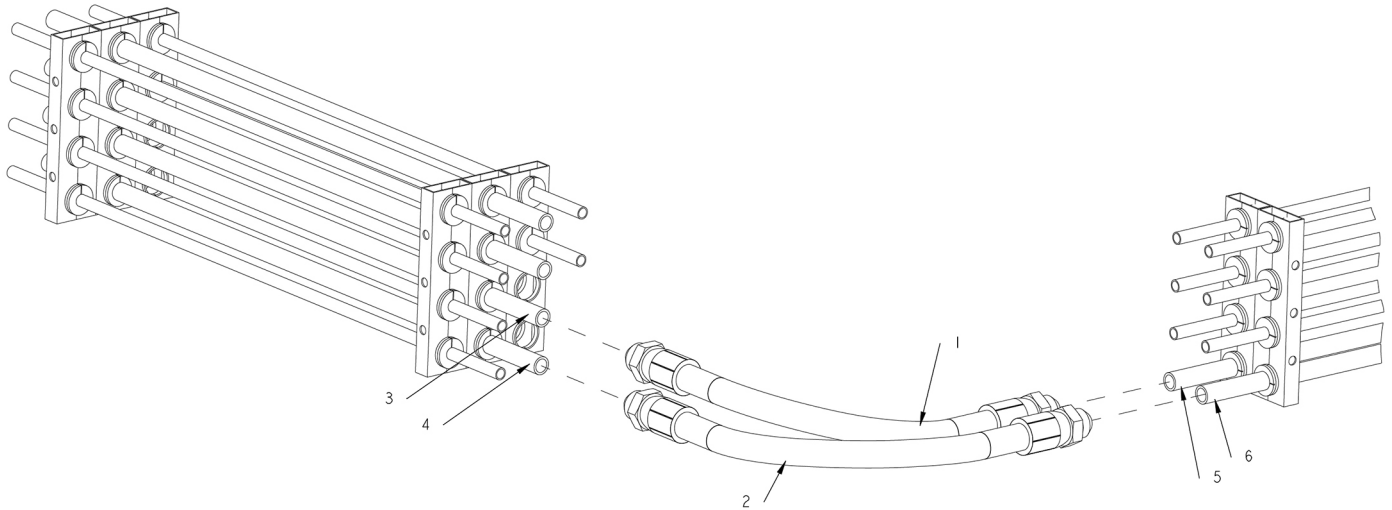
# CONVEYOR SWING HYDRAULIC CYLINDER WITH HOSES AND FITTINGS



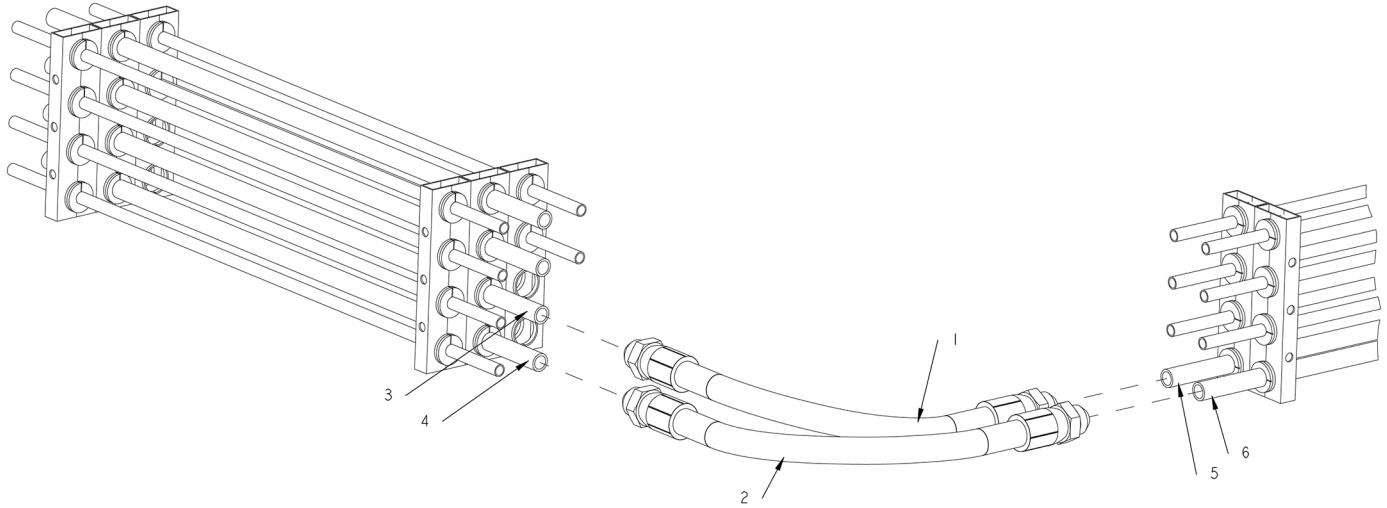
ITEM	PART	QTY.	PART DESCRIPTION
1	3800453	4	FTG\3/4MORX9/16MJIC\90
2	3800766	2	FTG\3/4MJICX3/4MJICX3/4MJIC\TEE
3	4100210	2	CYL\HYD\2X8\1-1/4RD\WELDE
4	3700813	1	HOSE\HYD\3/8X60\3/4FJC90X9/16FJC
5	3700812	1	HOSE\HYD\3/8X60\3/4FJCX9/16FJC
6	3700813	1	HOSE\HYD\3/8X60\3/4FJC90X9/16FJC
7	3700812	1	HOSE\HYD\3/8X60\3/4FJCX9/16FJC
8	3700764	1	TUBE\STL\1/2X78\FJCXFJC
9	3700764	1	TUBE\STL\1/2X78\FJCXFJC

**CROSSOVER HOSES - A**

ITEM	PART	QTY.	PART DESCRIPTION
1	3701731	1	HOSE\HYD\3/8X24\3/4MJCX9/16MJC
2	3701731	1	HOSE\HYD\3/8X24\3/4MJCX9/16MJC
3	3701721	1	TUBE\STL\1/2X33\FJCFJC
4	3701721	1	TUBE\STL\1/2X33\FJCFJC
5	3700764	1	TUBE\STL\1/2X78\FJCFJC
6	3700764	1	TUBE\STL\1/2X78\FJCFJC



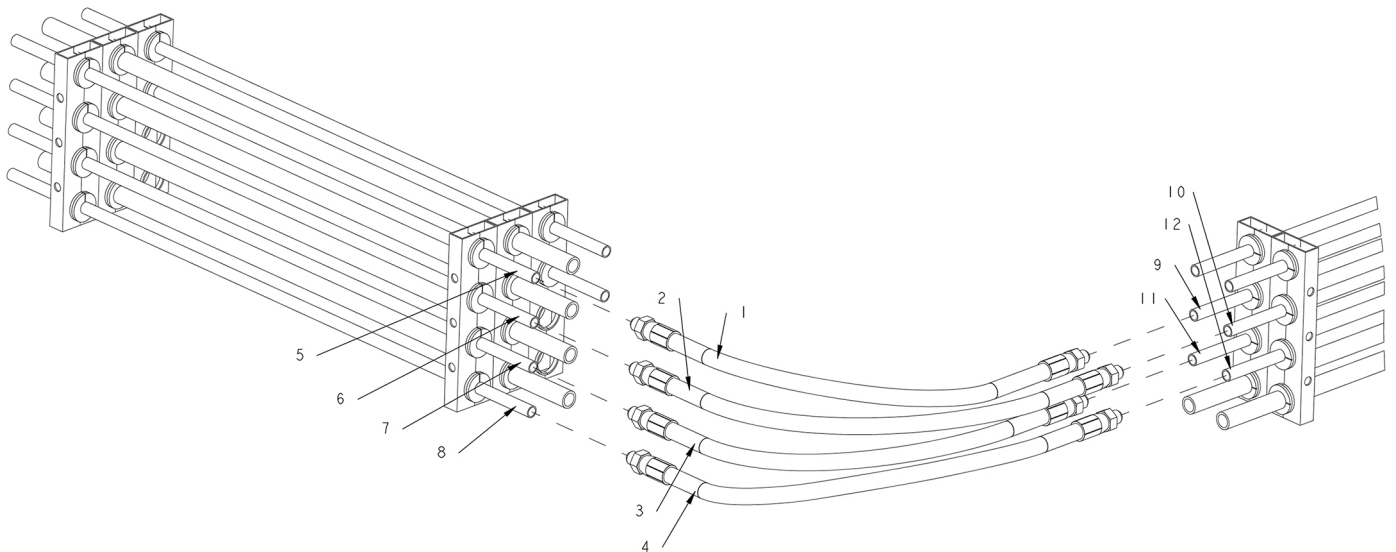
**CROSSOVER HOSES - B**



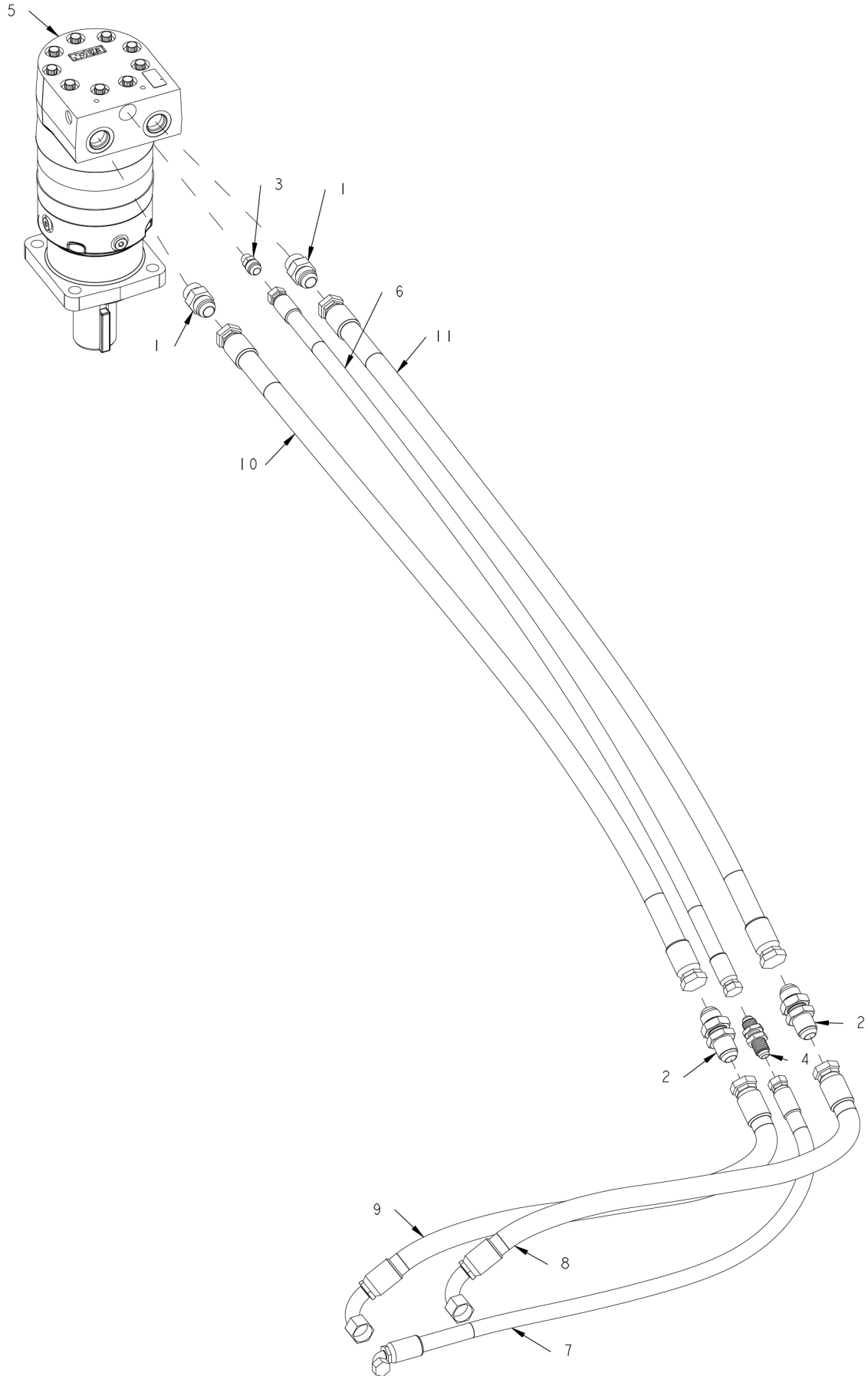
ITEM	PART	QTY.	PART DESCRIPTION
1	3701744	1	HOSE\HYD\3/4X22\1/16MJICX1-1/16MJIC
2	3701744	1	HOSE\HYD\3/4X22\1/16MJICX1-1/16MJIC
3	3701720	1	TUBE\STL\3/4X33\FJCFJC
4	3701720	1	TUBE\STL\3/4X33\FJCFJC
5	3700685	1	TUBE\STL\3/4X78\FJCFJC
6	3700685	1	TUBE\STL\3/4X78\FJCFJC

**CROSSOVER HOSES - C**

ITEM	PART	QTY.	PART DESCRIPTION
1	3701731	1	HOSE\HYD\3/8X24\3/4MJCX9/16MJC
2	3701731	1	HOSE\HYD\3/8X24\3/4MJCX9/16MJC
3	3701731	1	HOSE\HYD\3/8X24\3/4MJCX9/16MJC
4	3701731	1	HOSE\HYD\3/8X24\3/4MJCX9/16MJC
5	3701721	1	TUBE\STL\1/2X33\FJCFJC
6	3701721	1	TUBE\STL\1/2X33\FJCFJC
7	3701721	1	TUBE\STL\1/2X33\FJCFJC
8	3701721	1	TUBE\STL\1/2X33\FJCFJC
9	3700764	1	TUBE\STL\1/2X78\FJCFJC
10	3700764	1	TUBE\STL\1/2X78\FJCFJC
11	3700764	1	TUBE\STL\1/2X78\FJCFJC
12	3700764	1	TUBE\STL\1/2X78\FJCFJC



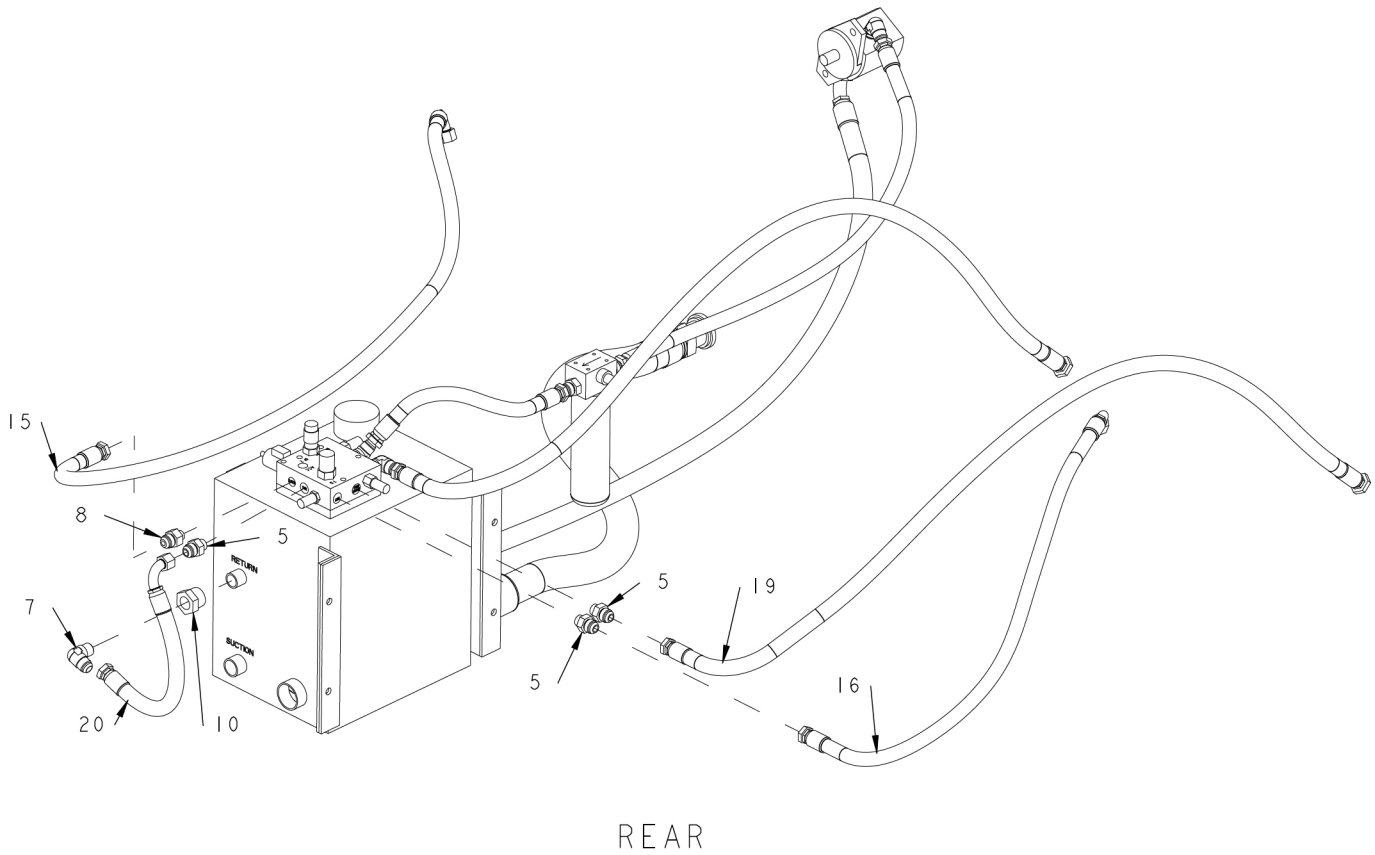
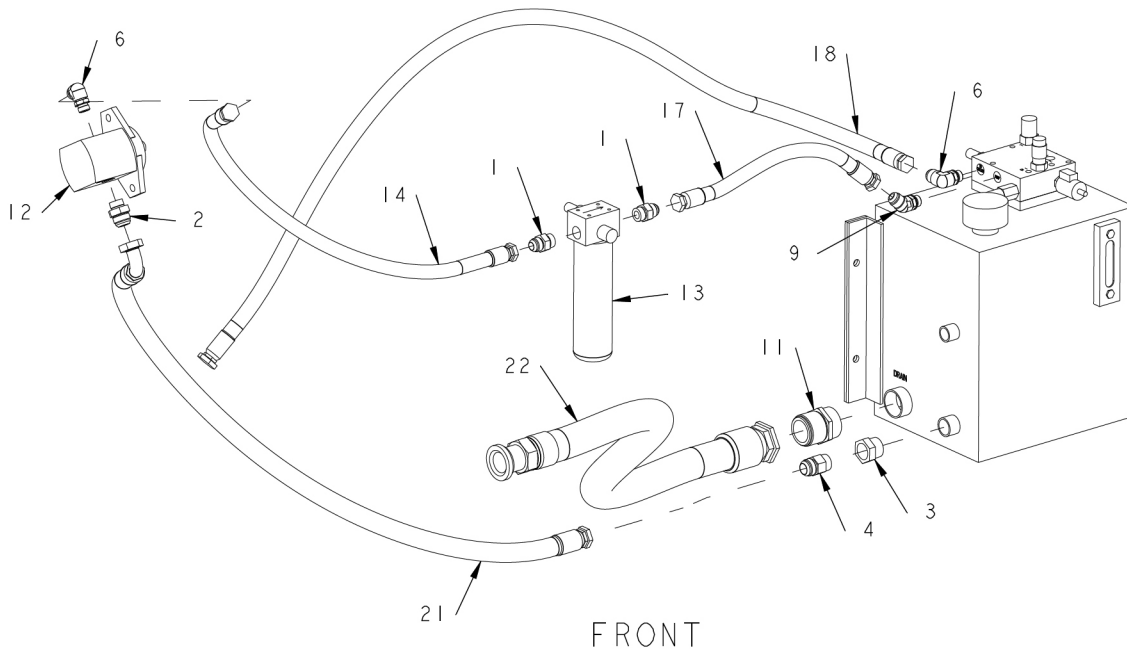
# TUB DRIVE MOTOR WITH HOSES AND FITTINGS



**TUB DRIVE MOTOR WITH HOSES AND FITTINGS**

<b>ITEM</b>	<b>PART</b>	<b>QTY.</b>	<b>PART DESCRIPTION</b>
1	3800277	2	FTG\1-1/16MORX1-1/16MJIC\ST
2	3800725	2	FTG\1-1/16MJICX1-1/16MJC\BULKHEAD
3	3800815	1	FTG\9/16MORX3/4MJIC\ST
4	3800827	1	FTG\3/4MJIC\BLKHD\UNION
5	3900057	1	MTR\HYD\HP30\57.4
6	3701732	1	HOSE\HYD\1/2X100\3/4FJICX3/4FJIC
7	3701008	1	HOSE\HYD\1/2X37\3/4FJICSX3/4FJIC90
8	3701743	1	HOSE\HYD\3/4X38\1-1/16FJX1-1/16FJC45DEG
9	3701743	1	HOSE\HYD\3/4X38\1-1/16FJX1-1/16FJC45DEG
10	3700691	1	HOSE\HYD\3/4X89\1-1/16FJCX1-1/16FJC
11	3700691	1	HOSE\HYD\3/4X89\1-1/16FJCX1-1/16FJC

# CLUTCH OIL TANK

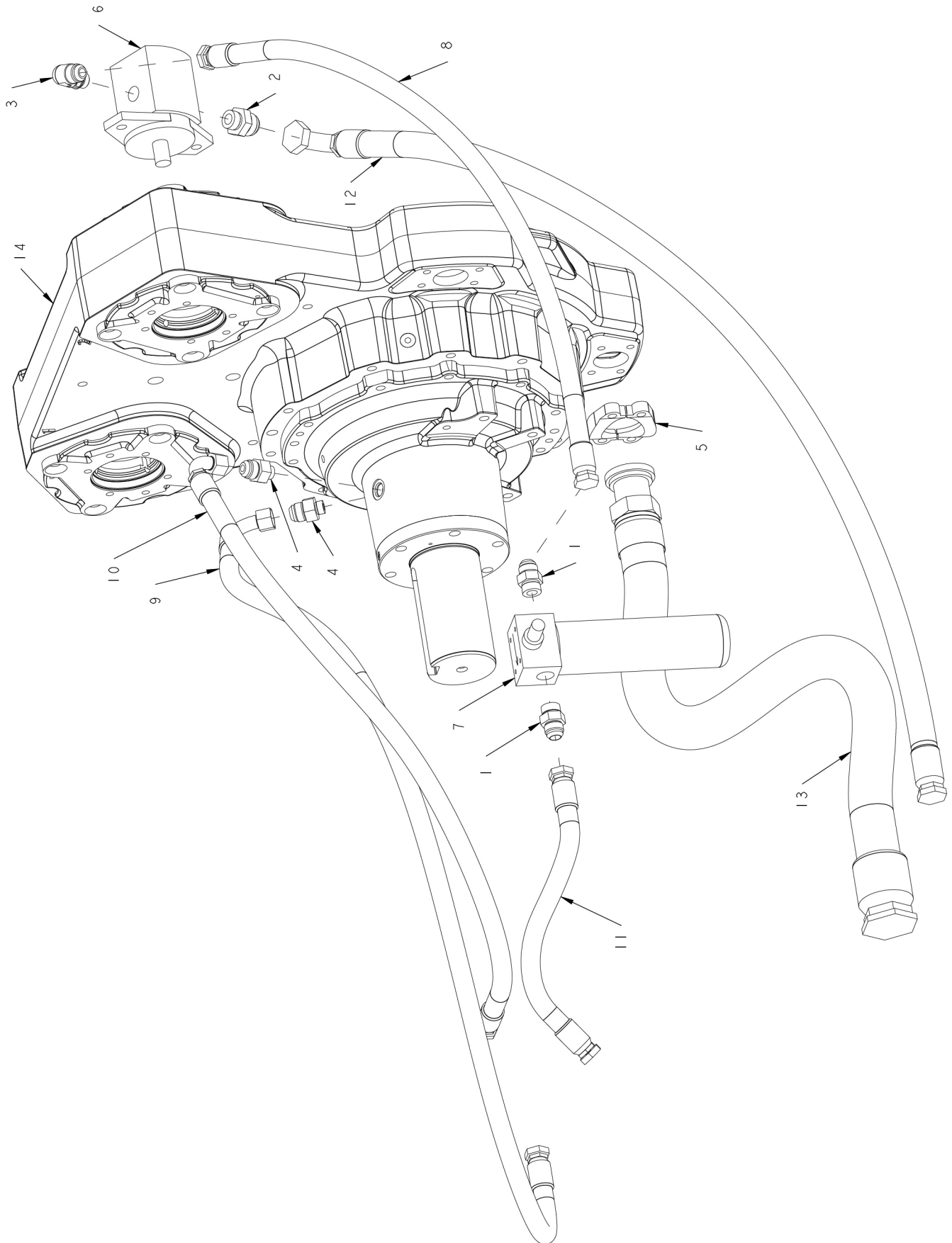




**CLUTCH OIL TANK**

<b>ITEM</b>	<b>PART</b>	<b>QTY.</b>	<b>PART DESCRIPTION</b>
1	3800277	2	FTG\1-1/16MORX1-1/16MJIC\ST
2	3800294	1	FTG\1-5/16MORX1-1/16MJIC\ST
3	3800427	1	FTG\1-1/4MPX1FP\BUSH
4	3800467	1	FTG\1-5/16MJICX1MP\ST\SOLID
5	3800527	3	FTG\7/8MORX1-1/16MJIC\ST
6	3800535	2	FTG\7/8MORX1-1/16MJIC\90
7	3800541	1	FTG\1-1/16MJICX3/4MP\90
8	3800668	1	FTG\1-1/16MJICX3/4MOR\ADP
9	3800669	1	FTG\MORXMJIC\45
10	3800721	1	FTG\1-1/4MPX3/4FP\BUSH
11	3800753	1	FTG\2-1/2MJICX2MP\ST\SOLID
12	4200113	1	PUMP\HYD\15GPM\RH
13	4400059	1	FLTR\COMP\10MIC;ABS
14	3701524	1	HOSE\HYD\3/4X43\1-1/16FJC90X1-1/16FJC
15	3701515	1	HOSE\HYD\3/4X90\1-1/16FJC90X1-1/16FJC
16	3701516	1	HOSE\HYD\3/4X63\1-1/16FJC90X1-1/16FJC
17	3701517	1	HOSE\HYD\3/4X17.5\1-1/16FJCX1-1/16FJC
18	3701750	1	HOSE\HYD\3/4X76\1-1/16FJICX1-1/16FJIC
19	3701751	1	HOSE\HYD\3/4X80\1-1/16FJICX1-1/16FJIC
20	3701419	1	HOSE\HYD\3/4X18\1-1/16FJICX1-1/16FJIC\90
21	3701528	1	HOSE\HYD\1X70\1-5/16FJICX1-5/16FJIC\90
22	3701525	1	HOSE\HYD\2X37.5\2-1/2FJCX2C61FLANGE

# HYDRAULIC CLUTCH AND FILTER

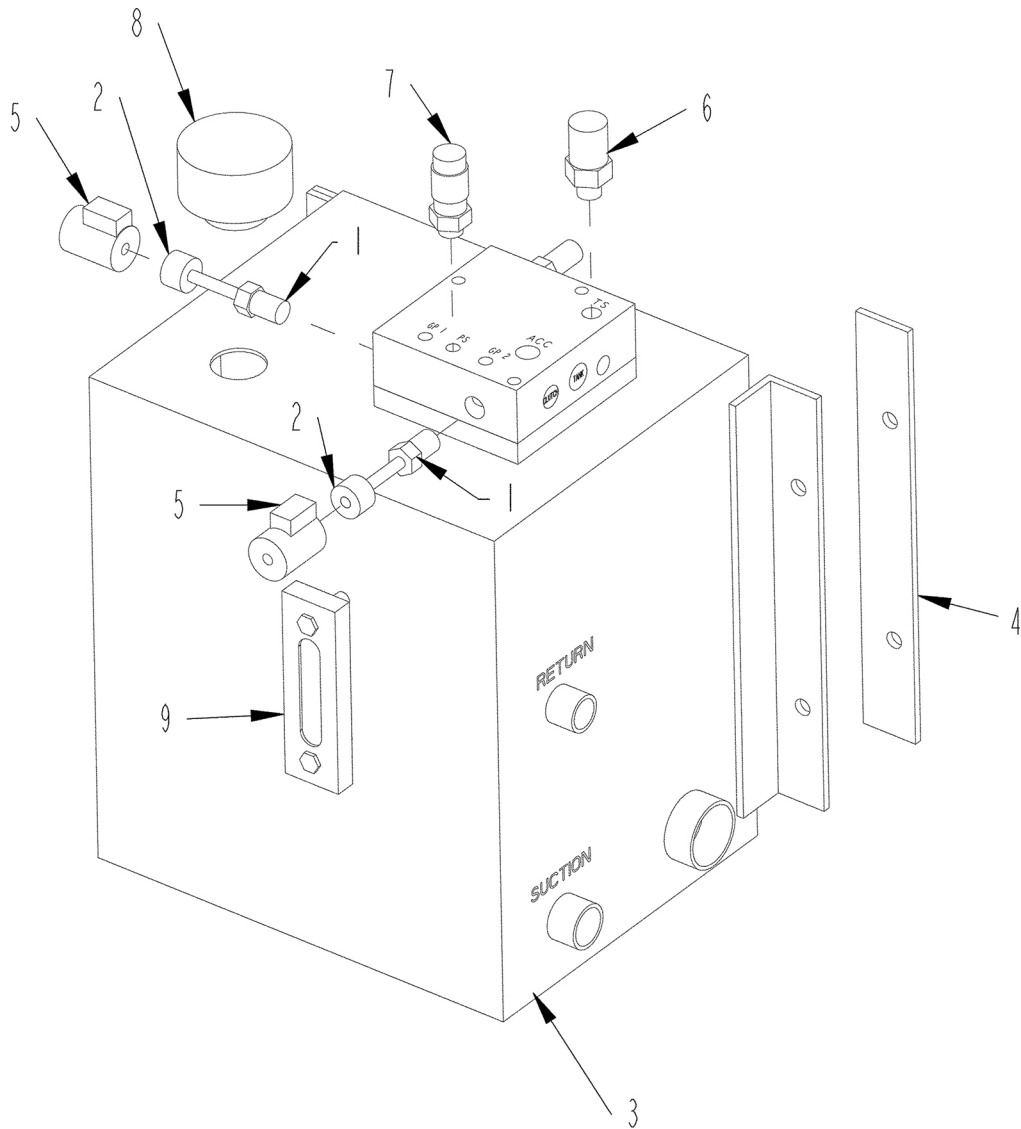


## HYDRAULIC CLUTCH AND FILTER

ITEM	PART	QTY.	PART DESCRIPTION
1	3800277	2	FTG\1-1/16MORX1-1/16MJIC\ST
2	3800294	1	FTG\1-5/16MORX1-1/16MJIC\ST
3	3800535	1	FTG\7/8MORX1-1/16MJIC\90
4	3800668	2	FTG\1-1/16MJICX3/4MOR\ADP
5	3800756	1	CLMP\FLANGE\SPLIT\#61\32
6	4200113	1	PUMP\HYD\15GPM\RH
7	4400059	1	FLTR\COMP\10MIC;ABS\>
7A	4400073		FLTR\ELMT\10MIC;ABS\1000PSI
7B	5700610		SWITCH\PRESS\FILT;BYPASS
8	3701524	1	HOSE\HYD\3/4X43\1-1/16FJC90X1-1/16FJC
9	3701515	1	HOSE\HYD\3/4X90\1-1/16FJC90X1-1/16FJC
10	3701516	1	HOSE\HYD\3/4X63\1-1/16FJC90X1-1/16FJC
11	3701517	1	HOSE\HYD\3/4X17.5\1-1/16FJCX1-1/16FJC
12	3701528	1	HOSE\HYD\1X70\1-5/16FJICX1-5/16FJIC\90
13	3701525	1	HOSE\HYD\2X37.5\2-1/2FJCX2C61FLANGE
14	0900193	1	CLUTCH\FLEX\HPTO14DF3

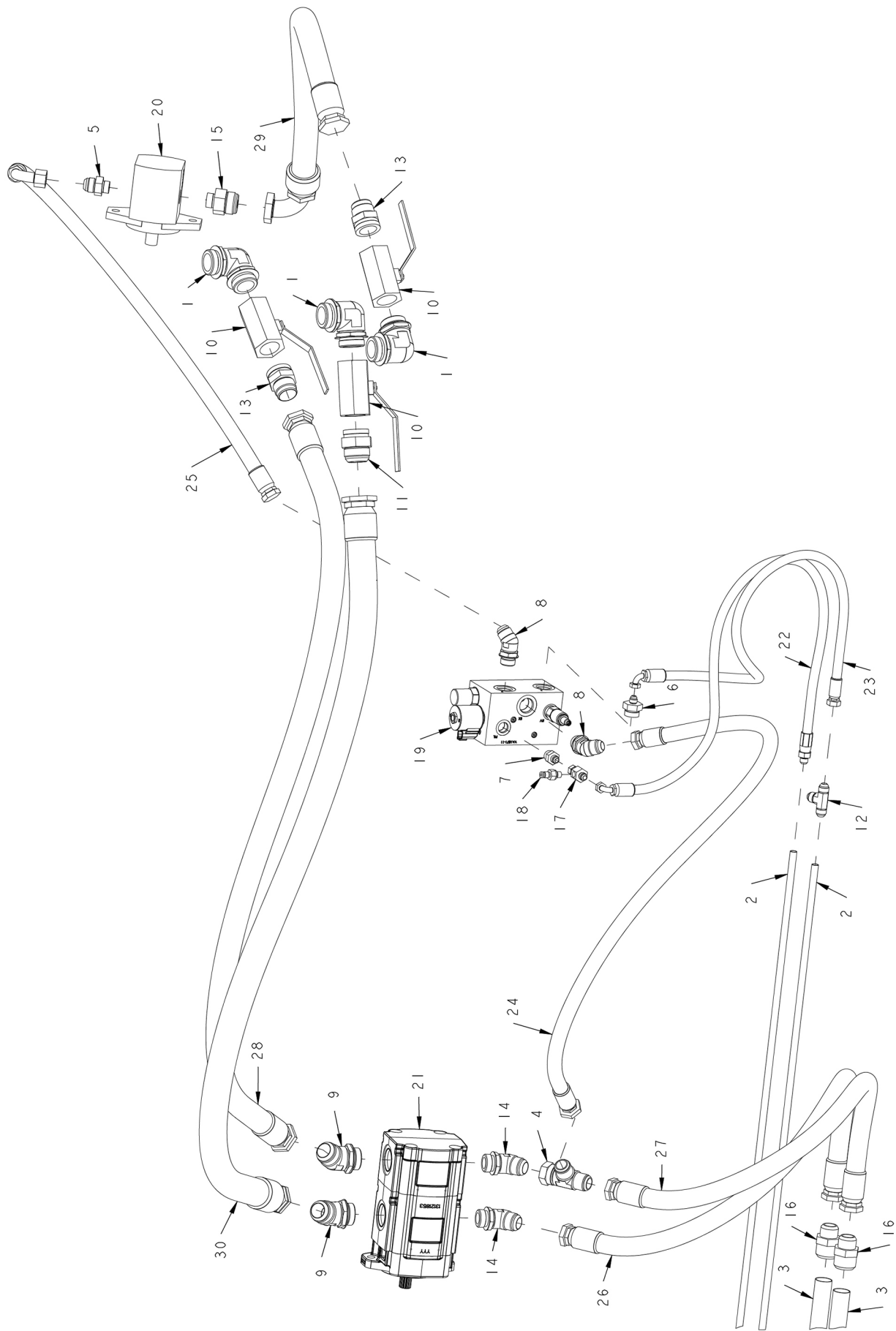


# CLUTCH TANK



ITEM	PART	QTY.	PART DESCRIPTION
1	4000290	2	VALVE\HYD\CART\2POS
2	4000434	2	NUT;O-RING\CART\HPTO
3	4704003	1	TANK\HYD\15G\HPTO\4012
4	4704724	2	PAD\TANK\HYD\CLUTCH
5	5700595	2	VALVE\CLTCH\SOL\24V\770
6	5700604	1	SWITCH\TEMP\200\NC
7	5700915	1	TRNSDCR\PRSSW\DEUTSCH\PTTECH
8	7500988	1	CAP\FILLER\BREATHER\HPTO
9	7500996	1	GAUGE\LEVEL\5W\THERM

**GRAPPLE LOADER PUMP AND PILOT VALVE (OPTION)**



**GRAPPLE LOADER PUMP AND PILOT VALVE (OPTION)**

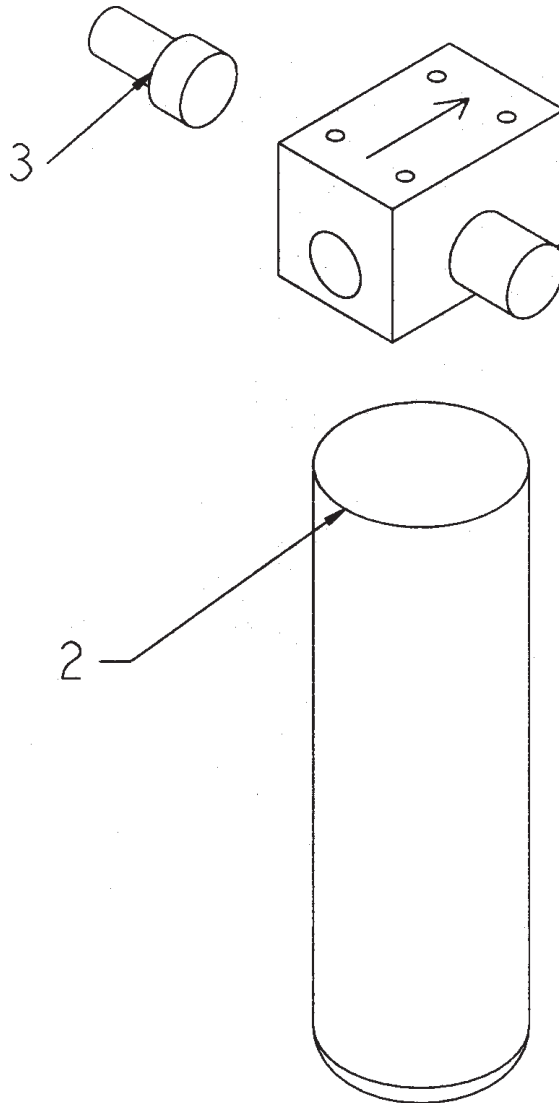
ITEM	PART	QTY.	PART DESCRIPTION
1	3800928	3	FTG\1-7/8MORX1-7/8MOR\90
2	3701717	2	HOOD LOADER PILOT LINES
3	3701719	2	LINE\TUBE\LOADER
4	3800497	1	FTG\1-5/16FJICX1-5/16MJICX1-5/16MJIC\RUN;TEE
5	3800527	1	FTG\7/8MORX1-1/16MJIC\ST
6	3800528	1	FTG\1-1/16MORX9/16MJIC\ST
7	3800530	1	FTG\3/4MORX9/16MJIC\ST
8	3800532	2	FTG\1-1/16MORX1-1/16MJIC\45
9	3800581	2	FTG\1-5/8MORX1-5/8MJIC\45
10	3800740	3	VALVE\BALL\1-1/2\1-7/8FOR\1/4 TURNW/LOCK
11	3800746	1	FTG\1-7/8MORX1-7/8MJIC\ST
12	3800766	1	FTG\3/4MJICX3/4MJICX3/4MJIC\TEE
13	3800808	2	FTG\1-7/8MORX1-5/8MJIC\ST
14	3800835	2	FTG\1-5/16MORX1-5/16MJIC\45
15	3800837	1	FTG\1-1/16MORX1-5/8MJIC\ST
16	3800929	2	FTG\1-5/8MJICX1-5/16MJIC\UNION
17	3800970	1	FTG\9/16MJICX9/16FJICX7/16FOR\GAUGE;PORT;TEE
18	3800971	1	FTG\7/16MOR\DIAG\MALE;QUICK;CPLR
19	4000503	1	VALVE\HYD\PILOT\LOADER
20	4200126	1	PUMP\HYD\GEAR\1.27CID
21	4200203	1	PUMP\HYD\35\25\LOADER\LH
22	3700936	1	HOSE\HYD\3/8X44
23	3700938	1	HOSE\HYD\3/8X36
24	3700933	1	HOSE\HYD\3/4X63
25	3701130	1	HOSE\HYD\3/4X40\1-1/16FJC90X1-1/16FJC
26	3700931	1	HOSE\HYD\1X100
27	3700932	1	HOSE\HYD\1X94
28	3701747	1	HOSE\HYD\1-1/4X70\1-5/8FJICX1-5/8FJIC
29	3701748	1	HOSE\HYD\1-1/4X30\1-5/8FJICX1/5/8FJIC\90
30	3701749	1	HOSE\HYD\1-1/2X68\1-5/8FJICX1-7/8FJIC



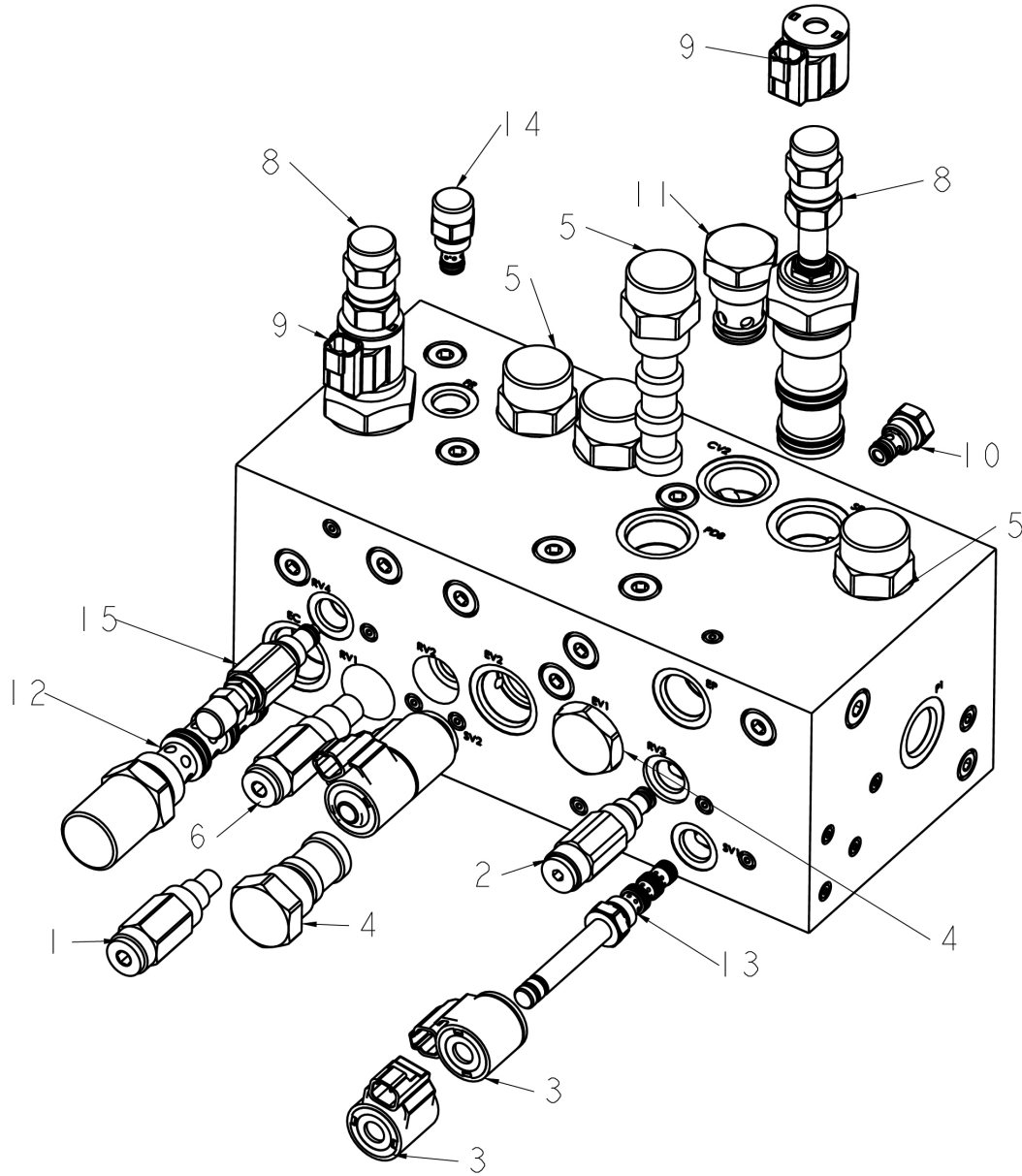


# CLUTCH FILTER

ITEM	PART	QTY.	PART DESCRIPTION
1	440059	1	FLTR\COMP\10MIC;ABS\
2	440073	1	FLTR\ELMT\10MIC;ABS\1000
3	5700610	1	SWITCH\PRESS\FILT;BYPASS



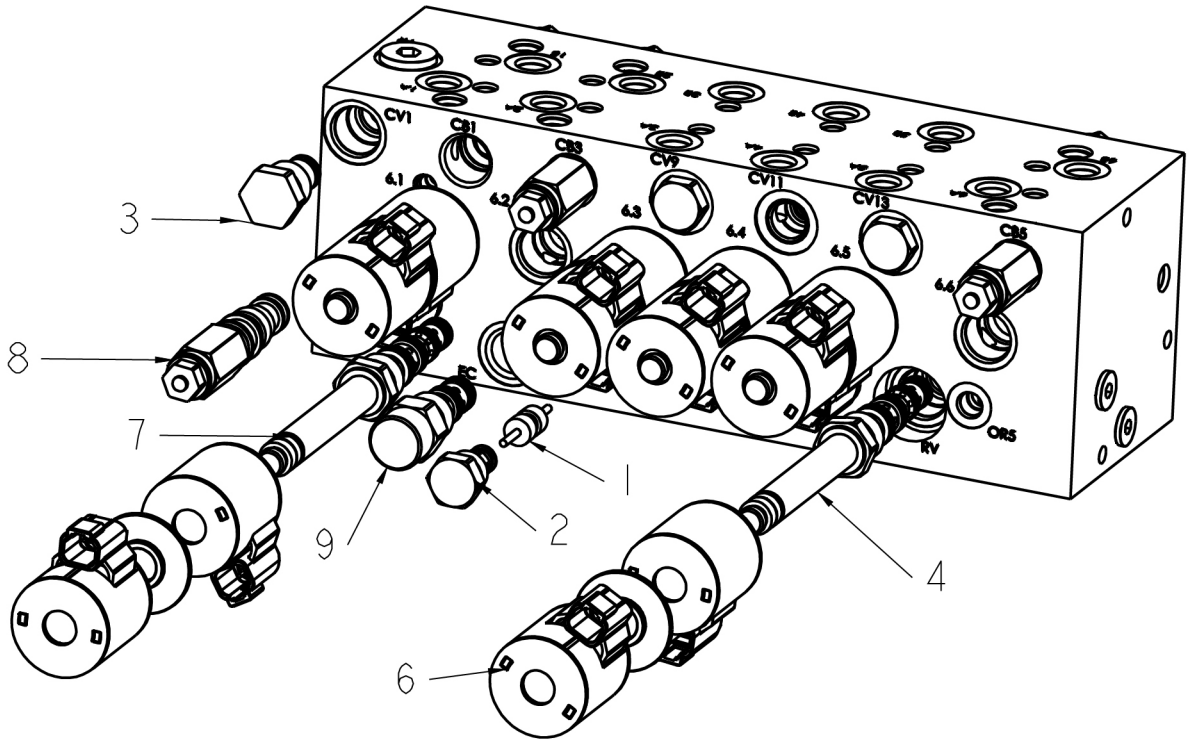
**HYDRAULIC TUB AND CONVEYOR VALVE 4000584**



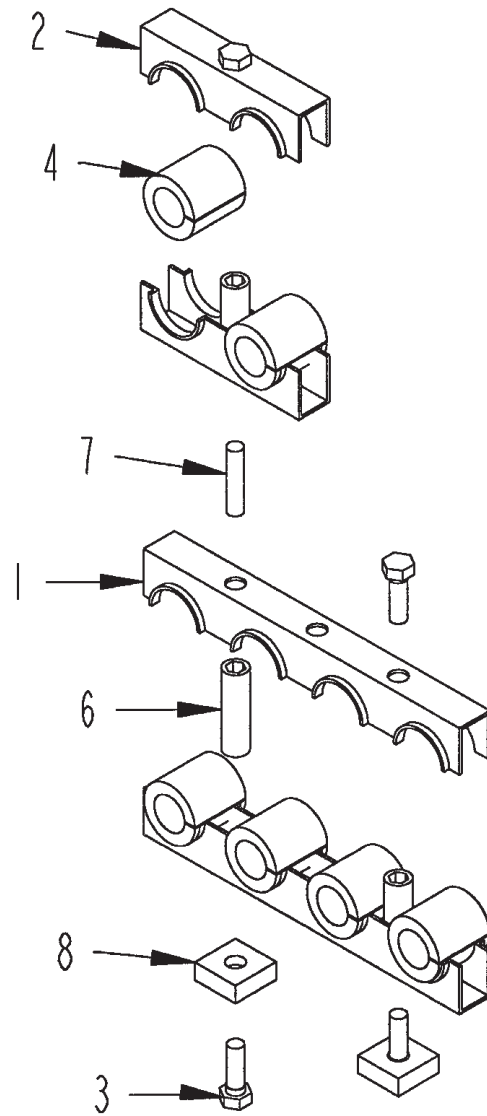
ITEM	PART	QTY.	PART DESCRIPTION
1	4000320	1	VALVE\RELIEF\2000#\
2	4000349	1	VALVE\HYD\CART\RELIEF\2500
3	4000444	4	VALVE\HYD\SOL\24V\E8\DTZ\
4	4000445	2	VALVE\CART\VENTED PRESS BLOCK
5	4000456	4	PILOTED THREE WAY SPOOL
6	4000510	1	VLV\HYD\RELIEF\CART\3000
7	4000584	1	VLV\HYD\TUB;CONVPS-01561-V VA-01
8	4000590	2	VLV\PRP\FLOW\CNTRL\2STG\35GPM
9	4000591	2	VALVE\HYD\SOL\24V\EHPR\DTZ\
10	4000592	1	VALVE\HYD\CART\CHECK\CV0820\10P
11	4000593	1	VALVE\HYD\CART\CHECK\CV1620\5P
12	4000594	1	VALVE\HYD\CART\COMP\150PSI
13	4000595	2	VALVE\HYD\CART\3POS,4WAY\OPEN:CENTER
14	4000596	1	VALVE\HYD\CART\FLO;CNTRL\0.1GPM\FXD\PR;COMP
15	4000597	1	VLV\HYD\RELIEF\CART\2250

# HYDRAULIC AUXILIARY VALVE 4000583

ITEM	PART	QTY.	PART DESCRIPTION
1	4000230	3	VALVE\HYD\PILOT\PISTON
2	4000231	6	VALVE\HYD\CART\CHECK\CV0820\100P
3	4000446	1	VALVE\CHECK\CART\CV1020
4	4000550	5	VALVE\HYD\CART\5WAY;3POS
5	4000583	1	VLV\HYD\AUX\BLK\VA2761-15
6	4000587	12	VLV\COIL\24VDC
7	4000588	1	VALVE\HYD\CART\PROPOR\5WAY
8	4000589	6	VALVE\CART\CNTRBLNC\2.5:1
9	4000599	1	VALVE\HYD\CART\COMP\80PSI\5GPM

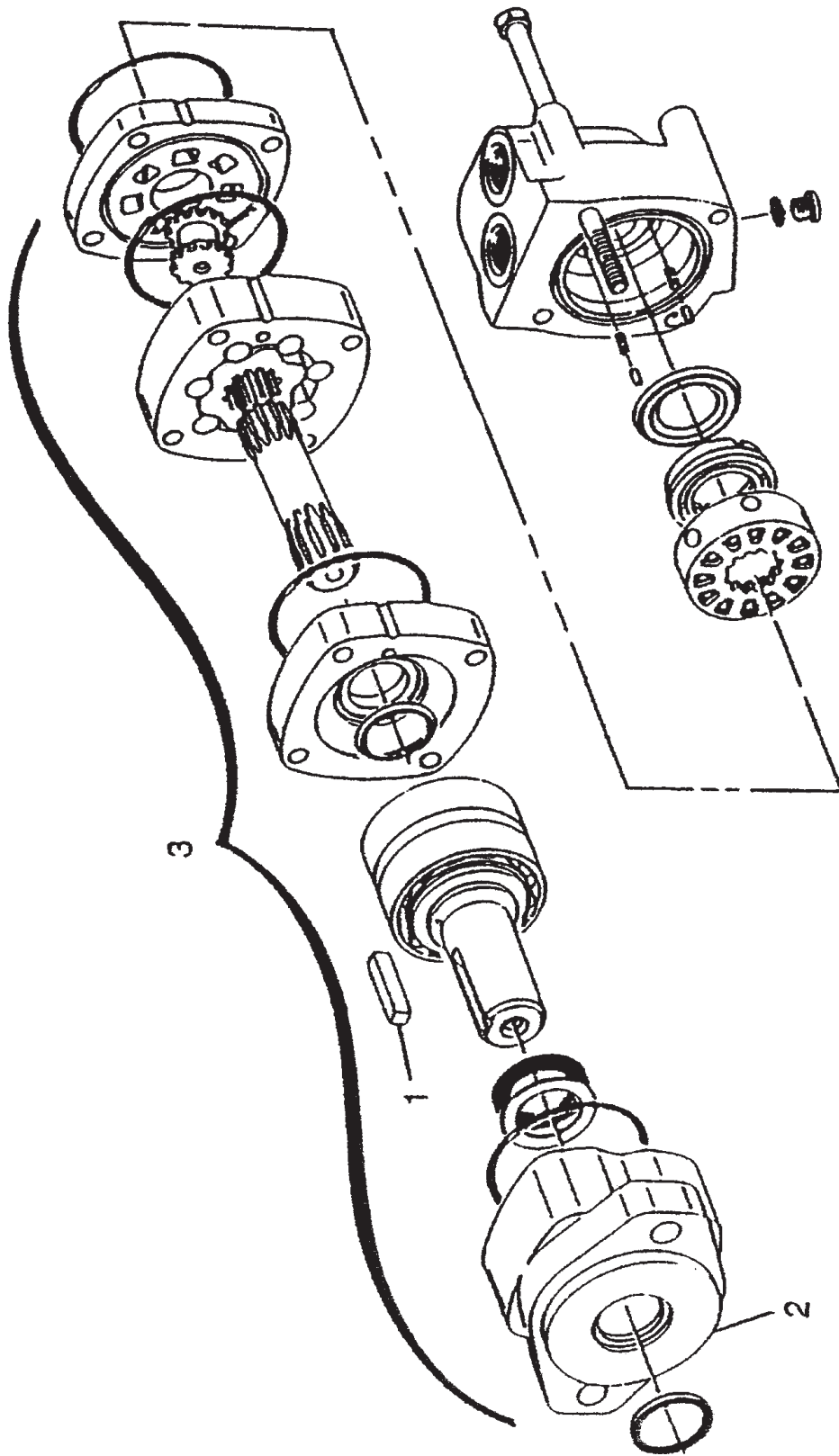


# HYDRAULIC TUBE CLAMP ASSEMBLIES



## HYDRAULIC TUBE CLAMP ASSEMBLIES

ITEM	PART	QTY.	PART DESCRIPTION
<b>1-1/4 TUBE CLAMP</b>			
1	3800551	2	CLAMP\HOSE\1-1/4\4HOLES
2	3800552	2	CLAMP\HOSE\1-1/4\2HOLES
3	4800013	4	BOLT\HEX\5/16X1
4	3800649		BUSH\RBBR\1TUBE\1-1/4ODX1IDX1-1/4L 30mmODX25mmID
4	3800650		BUSH\RBBR\3/4TUBE\1-1/4ODX3/4IDX1-1/4L 30mmODX19mmID
4	3800651		BUSH\RBBR\5/8TUBE\1-1/4ODX5/8IDX1-1/4L 30mmODX16mmID
4	3800652		BUSH\RBBR\1/2TUBE\1-1/4ODX1/2IDX1-1/4L 30mmODX13mmID
6	4800603	3	NUT\STACK\5/16X1-3/4\NC
7	4800604	1	BOLT\STUD\5/16X1-3/8\NC
8	3800654	2	HLDR\5/16BOLT\WELDON
<b>2-1/4 TUBE CLAMP</b>			
2	3800646	2	CLAMP\TUBE\2-1/4\2;HOLES
3	4800003	4	BOLT\HEX\3/8X1
3	4800098	4	BOLT\HEX\3/8X1-1/4
4	3800647		BUSH\RBBR\1-3/4TUBE\2-1/4ODX1-3/4ID 57mmODX44mmID
4	3800648		BUSH\RBBR\1TUBE\2-1/4ODX1ID 57mmODX25mmID
6	4900153	3	NUT\STACK\3/8X2-3/4\NC
7	4800614	1	BOLT\STUD\3/8X2\NC
8	3800653	2	HLDR\3/8BOLT\WELDON

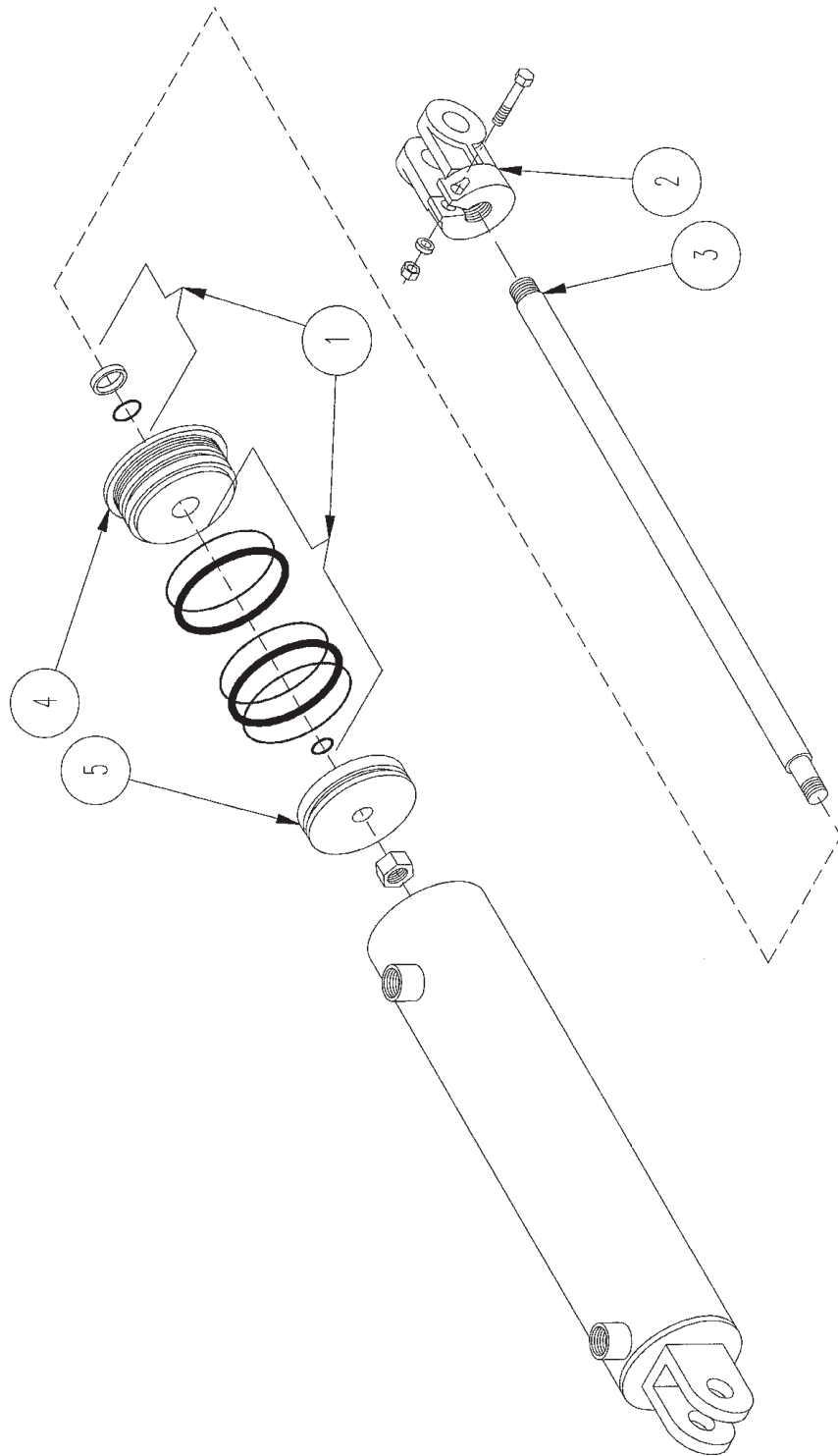


**ORBIT MOTOR**

<b>ITEM</b>	<b>PART</b>	<b>QTY.</b>	<b>PART DESCRIPTION</b>
<b>3</b>	<b>3900010</b>	<b>1</b>	<b>MTR\HYD\24\2000\SAE;A;\2-BOLT\7/8FOR\1-1/4SFT</b>
1	6200004	1	KEY\SQ\5/16X1-1/2
2	3900011	1	MTG FLG(2000 SER)
4	7501005	1	SEAL KIT

<b>ITEM</b>	<b>PART</b>	<b>QTY.</b>	<b>DESCRIPTION</b>
<b>3</b>	<b>3900021</b>	<b>1</b>	<b>MTR\HYD\8\2000\</b>
1	6200004	1	KEY\SQ\5/16X1-1/2
2	3900011	1	MTG FLG(2000 SER)
4	7501005	1	SEAL KIT

**HYDRAULIC CYLINDER SEALS AND OTHER ITEMS**





**HYDRAULIC CYLINDER SEALS AND OTHER ITEMS**

<b>ITEM</b>	<b>PART</b>	<b>QTY.</b>	<b>PART DESCRIPTION</b>
	<b>4100175</b>		<b>CYL\HYD\3X36\PARALLEL\CLEV\7/8O-RING (DISCHARGE FOLD CYLINDER)</b>
1	4100103	1	CYL\HYD\KIT\SEAL\3\1-1/2" ROD
2	4100132	1	CYL\HYD\YOKE
3	4100174	1	CYL\HYD\ROD\1-1/2\3X36
4	4100102	1	CYL\HYD\GLAND\1-1/2" ROD
5	4100104	1	CYL\HYD\PISTON\3"
	<b>4100185</b>		<b>CYL\HYD\3-1/2X8\TIE\3/4 O-RING PORTS (TUB COVER CYLINDER)</b>
1	4100251	1	CYL\HYD\SEAL;KIT\3X1-3/8
4	4100287		CYL\HYD\BUTT\END-CAP\3-1/2\ FOR 4100185
	<b>4100210</b>		<b>CYL\HYD\2X8\1-1/4RD\WELDED\#8ORB\INLINE W_PIN\RAM (DISCHARGE SWING CYLINDER)</b>
1	4100093		CYL\HYD\SEAL;KIT\2 X 8
	<b>4100218</b>		<b>CYL\HYD\3X30\1-1/2ROD\7/8FOR\PARALLEL (DISCHARGE LIFT CYLINDER)</b>
1	4100143		CYL\HYD\SEAL;KIT\3X1-1/2
3	4100098		ROD\CYL\1-1/2;RAM\3X30
	<b>4100226</b>		<b>CYL\HYD\2X8\1-1/4RD\WELDED\#8ORB\INLINE W_PIN\CTD (DISCHARGE SWING CYLINDER)</b>
1	4100228		SEAL\KIT\2\1-1/4RD\CTD
	<b>4100234</b>		<b>CYL\HYD\4-1/2X30\1-3/4\CTD (TUB TILT CYLINDER)</b>
1	4100223		KIT\SEAL\4-1/2X1-3/4RD\CTD
	<b>4100332</b>		<b>CYL\HYD\4-1/2X30\1-3/4\RAM (TUB TILT CYLINDER)</b>
	4100214		KIT\SEAL\CYL\HYD\4-1/2X24\1-3/4" ROD



**BELLY AUGER, DISCHARGE CONVEYOR AND TUB DRIVE  
HYDRAULIC SCHEMATIC - SEE FOLD OUTS PAGE FO-1 IN  
APPENDIX A AT THE END OF THE MANUAL**

**HYDRAULIC CYLINDER SCHEMATIC - SEE FOLD OUTS PAGE  
FO-2 IN APPENDIX A AT THE END OF THE MANUAL**

**MAIN CONTROL PANEL HARNESS - 5701213 - SEE FOLD OUTS  
PAGE FO-3 IN APPENDIX A AT THE END OF THE MANUAL**

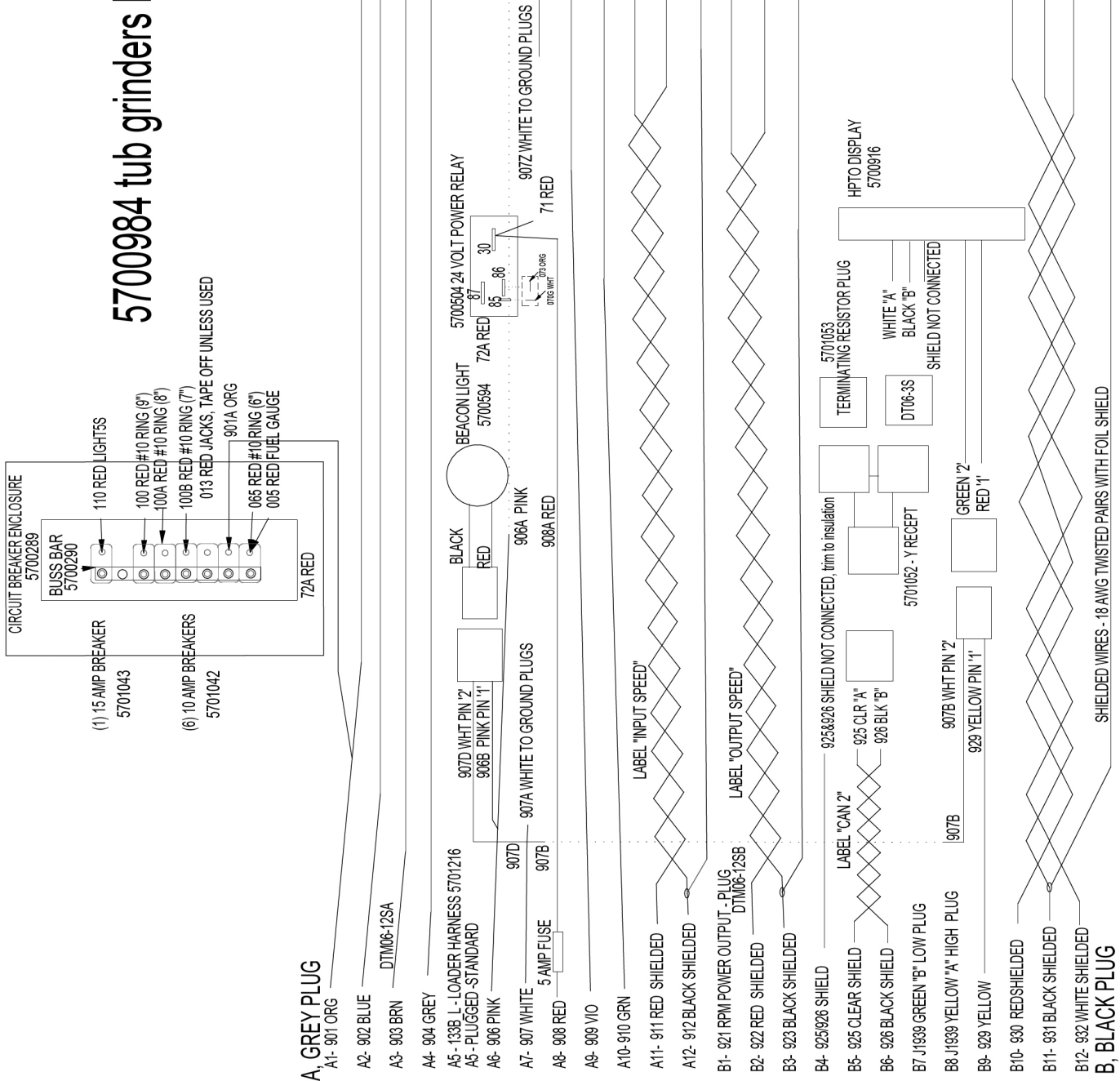
**MACHINE VALVES HARNESS - 5701214 - SEE FOLD OUTS PAGE  
FO-4 IN APPENDIX A AT THE END OF THE MANUAL**

**CONTROL PANEL LOADER HARNESS - 5701216 - SEE FOLD OUTS  
PAGE FO-5 IN APPENDIX A AT THE END OF THE MANUAL**

**MACHINE GRAPPLE LOADER HARNESS - SEE FOLD OUTS PAGE  
FO-6 IN APPENDIX A AT THE END OF THE MANUAL**

**LOADER CAB BULKHEAD HARNESS - SEE FOLD OUTS PAGE FO-7  
IN APPENDIX A AT THE END OF THE MANUAL**

# 5700984 tub grinders PLC 15FX CLUTCH



**A, GREY PLUG**

- A1- 901 ORG
- A2- 902 BLUE
- A3- 903 BRN
- A4- 904 GREY
- A5- 1338 L - LOADER HARNESS 5701216
- A5- PLUGGED- STANDARD
- A6- 906 PINK
- A7- 907 WHITE
- A8- 908 RED
- A9- 909 VIO
- A10- 910 GRN

- E- 906A PINK
- F- 907Z WHITE
- G- 909 VIO
- H- 910 GRN
- J- 911 RED SHIELDED
- K- 912 BLACK SHIELDED
- L- 911-912 SHIELD
- M- 922 RED SHIELDED
- N- 923 BLACK SHIELDED
- O- 922&923 SHIELD

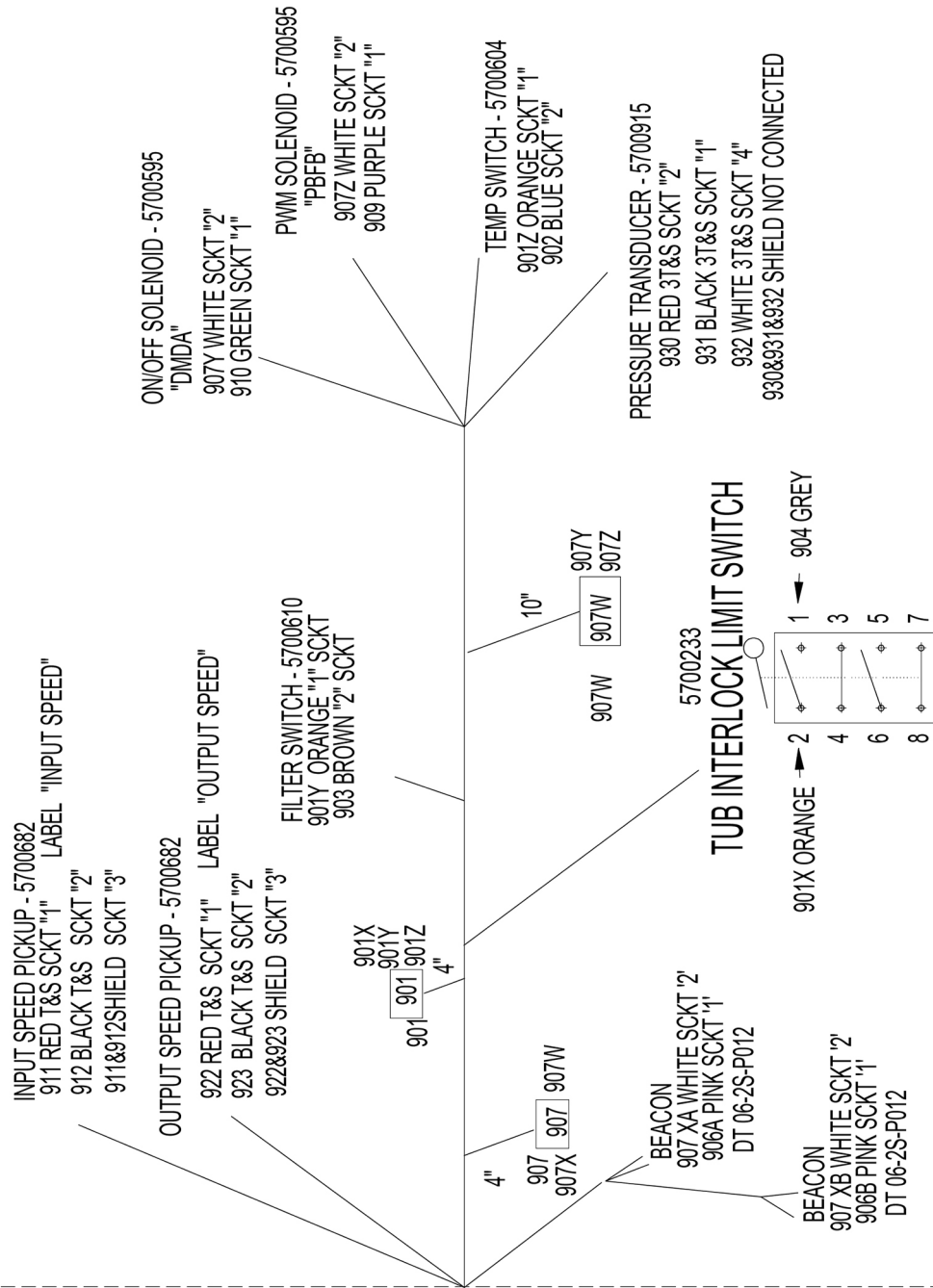
- P- 930 REDSHIELDED
- Q- 931 BLACK SHIELDED
- R- 932 WHITE SHIELDED
- S- 930/931/932 SHIELD

**B, BLACK PLUG**

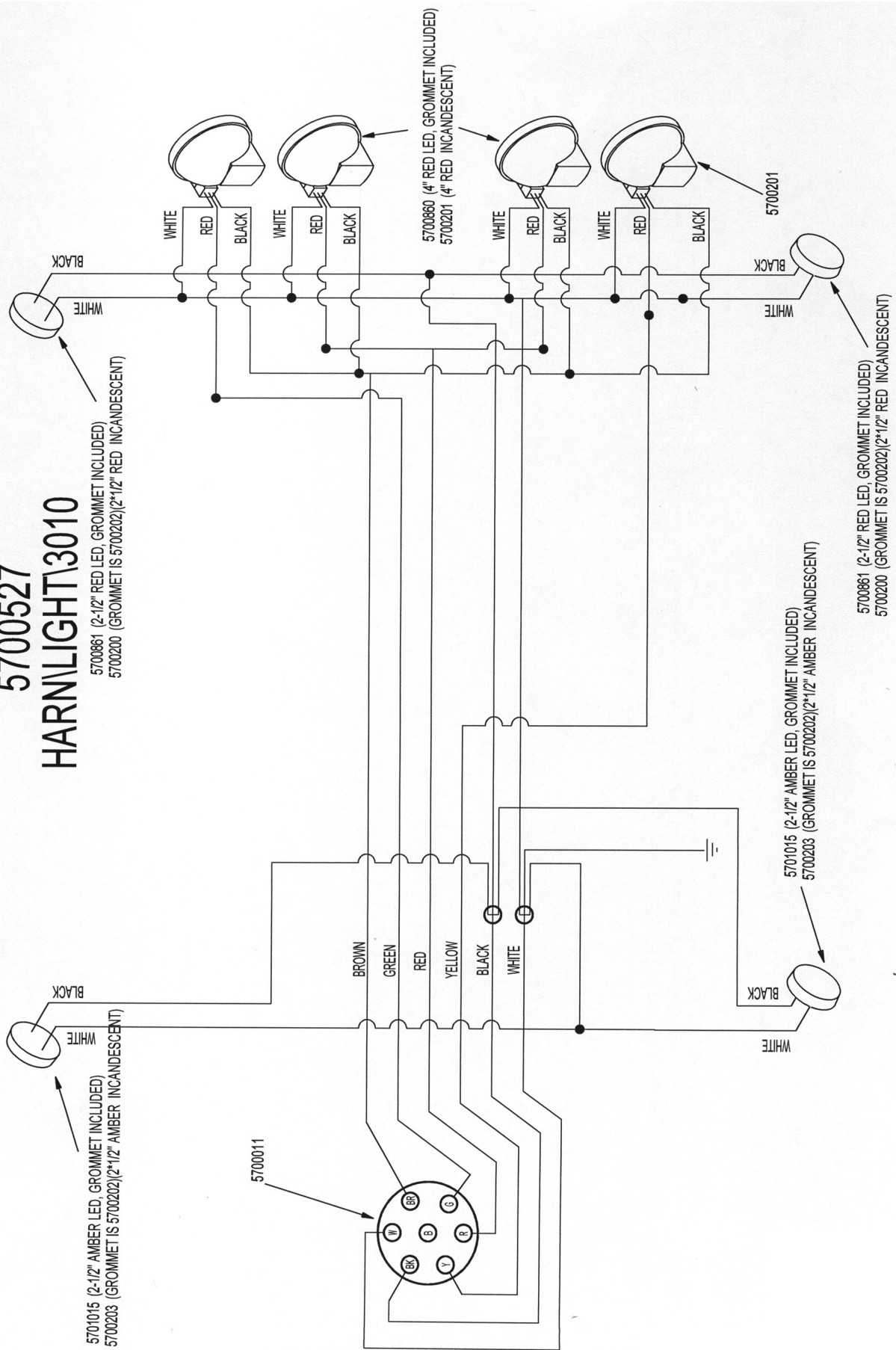
- B1- 921 RPM POWER OUTPUT - PLUG
- B2- 922 RED SHIELDED
- B3- 923 BLACK SHIELDED
- B4- 925/926 SHIELD
- B5- 925 CLEAR SHIELD
- B6- 926 BLACK SHIELD
- B7 J1939 GREEN "B" LOW PLUG
- B8 J1939 YELLOW "A" HIGH PLUG
- B9- 929 YELLOW
- B10- 930 REDSHIELDED
- B11- 931 BLACK SHIELDED
- B12- 932 WHITE SHIELDED

# 5700985 tub grinders 15FX CLUTCH

BULKHEAD	HD36-24-23 ST-059
A- 901 ORG	
B- 902 BLUE	
C- 903 BRN	
D- 904 GREY	
E- 906A PINK	
F- 907C WHITE	
G- 909 VIO	
H- 910 GRN	
J- 911 RED SHIELDED	
K- 912 BLACK SHIELDED	
L- 911-912 SHIELD	
M- 922 RED SHIELDED	
N- 923 BLACK SHIELDED	
O- 922/923 SHIELD	
P- 930 REDSHIELDED	
Q- 931 BLACK SHIELDED	
R- 932 WHITE SHIELDED	
S- 930/931/932 SHIELD	



5700527  
HARNLIGHT\3010

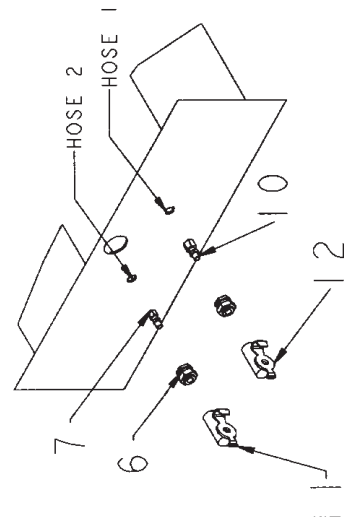
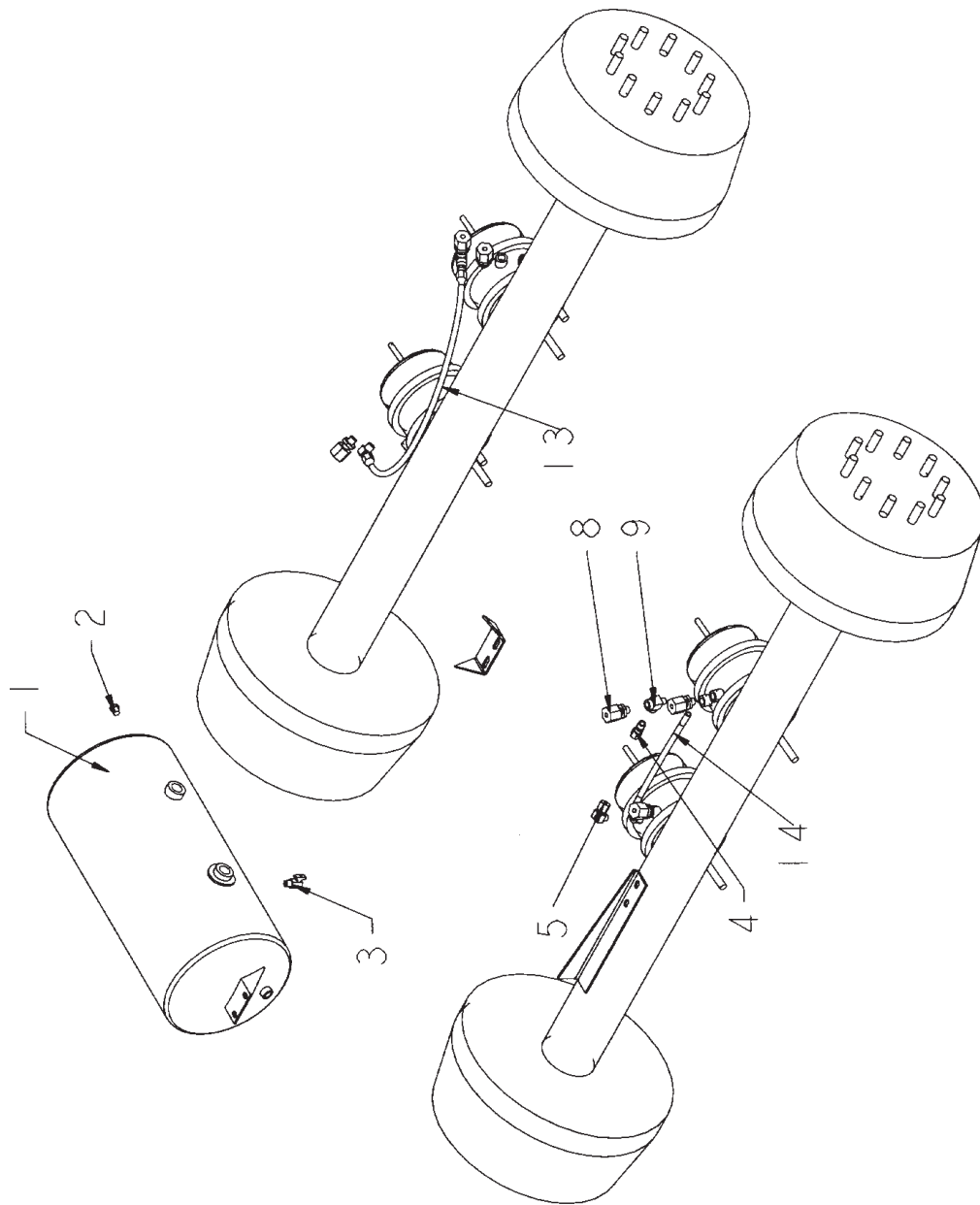


## ELECTRICAL PARTS LIST

ITEM	PART
5700016	SWITCH\BATT\DISCONNECT
5700028	SWITCH\MAINT\PB\RED\MUSH>800T-FX6A1
5700029	DECAL\LEGEND\E-STOP\800T-X618
5700045	TUBE\HT;SRK\1.1-.375\BLK>1-1/2L
5700195	TUBE\HT;SRK\1.1-.375\RED>1-1/2L
5700202	LAMP\GRMMT\2-1/2\KIT>\W\PLUG\142-18K
5700206	TERM\RING\3/8\4GA
5700233	SWITCH\LIMIT\802T-ATP
5700234	LEVER\LIMIT\SWITCH\802T-2
5700289	ENCL\BRKR\CRCT\7-POLE
5700290	TERM\BAR\BUS\8-POLE
5700314	CONN\CORD\LIQ-TITE\1/2MP>X3/8-1/2;CORD\
5700329	SWITCH\RCKR\PLUG
5700333	SWITCH\RCKR\MNT\PNL\END
5700340	ACTTR\TOOL\REMOVAL\44381
5700352	CBL\BATT\BLK\#4
5700353	CBL\BATT\RED\#4
5700360	BOOT\BTTRY\POST\RED
5700361	BOOT\BTTRY\POST\BLK
5700448	SWITCH\RCKR\MNT\PNL\MIDDL
5700455	TERM\RING\1/4\#4
5700480	RELAY\SPDT\24V\20A\5T\DIOW/DIODE
5700493	SWITCH\LIMIT\N.O.\B9111E1092
5700504	RELAY\POWER\24V\SPSTW/RES
5700514	SWITCH\MOM\PB\GRN\1NO;1NC
5700527	HARN\LIGHT\3010
5700542	SWITCH\RCKR\DPDT\24VUNLIT15A\MOMNTRY\W/RAISED BRCKT
5700632	TERM\RING\1/2\#4
5700721	KEY\SWITCH\BATT;DISCON
5700747	LIGHT\WHT\10-30V\LED
5700821	BRKR\CRCT\60A\MAN;RESET\SURF
5700848	TERM\BATT\POS\2/0\EXTRA;POST
5700879	HARN\SWITCH\POWER UNIT\W/ROUND PLUG for 4000267
5701034	ALARM\ELEC\BACK-UP\
5701042	BRKR\CRCT\10A\AUTO\TYPEII\METAL\24VDC
5701043	BRKR\CRCT\15A\AUTO\TYPEII\METAL\24VDC
5701044	BRKR\CRCT\30A\AUTO\TYPEII\METAL\24VDC
5701091	CONN\HARN\POWER UNIT\W/ROUND PLUG for 4000267
5701131	LAMP\LED\TAIL\12&24VDC\4\RED
5701133	LAMP\GRMMT\4\FOR 5701131 & 5701132
5701134	LAMP\CONN\PLUG\3PIN for 5701131&5701132
5701135	LAMP\LED\TAIL\12&24VDC\2-1/2\RED\
5701157	SENSOR\SPEED\1030
5701166	BATT\12VDC\GROUP31
5701176	LAMP\LED\10\1750LUMEN\12-24V
5701188	DISPLAY\WACHENDORF\A6PS-00036-EDS-01
5701193	CONN\RECEPT\MULTI\6\DTZY\3POLE
5701210	CNTRL\EATON\HFX48PS-00036-ECR-01
5701211	CNTRL\EATON\HFX20PS-00036-ECR-02
5701213	HARN\BH\PNL\MAIN\1150\T4\2019
5701214	HARN\BH\MACH\VALVES\T4\2019
5701215	HARN\BH\MACH\NSR&LGHTS\T4\2019
5701216	HARN\BH\PNL\LOADER;OPT\1150\T4\2019
5701217	HARN\BH\MACH\LOADER;OPT\1150\T4\2019
5701218	HARN\BH\CAB\LOADER;OPT\T4\2019
5701219	HARN\BH\POWER\PNL\1RELAY
5701220	HARN\BH\POWER\PNL\2RELAYS
5701222	HARN\BH\PNL\CAT TIER4
5701224	HARN\BH\MACH\T4\3010:1150\POWER
5701225	HARN\BH\MACH\T4\1150;3010;GL\POWER
5701226	KEYPAD\8;BUTTON
5701227	HARN\BH\MACH\CAT TIER4
5701228	KIT\MTG\DISPLAY\WACHENDORF\A6
7500682	GAUGE\FUEL\SENDING\23"HD12
7500706	GAUGE\FUEL\24V\>101584



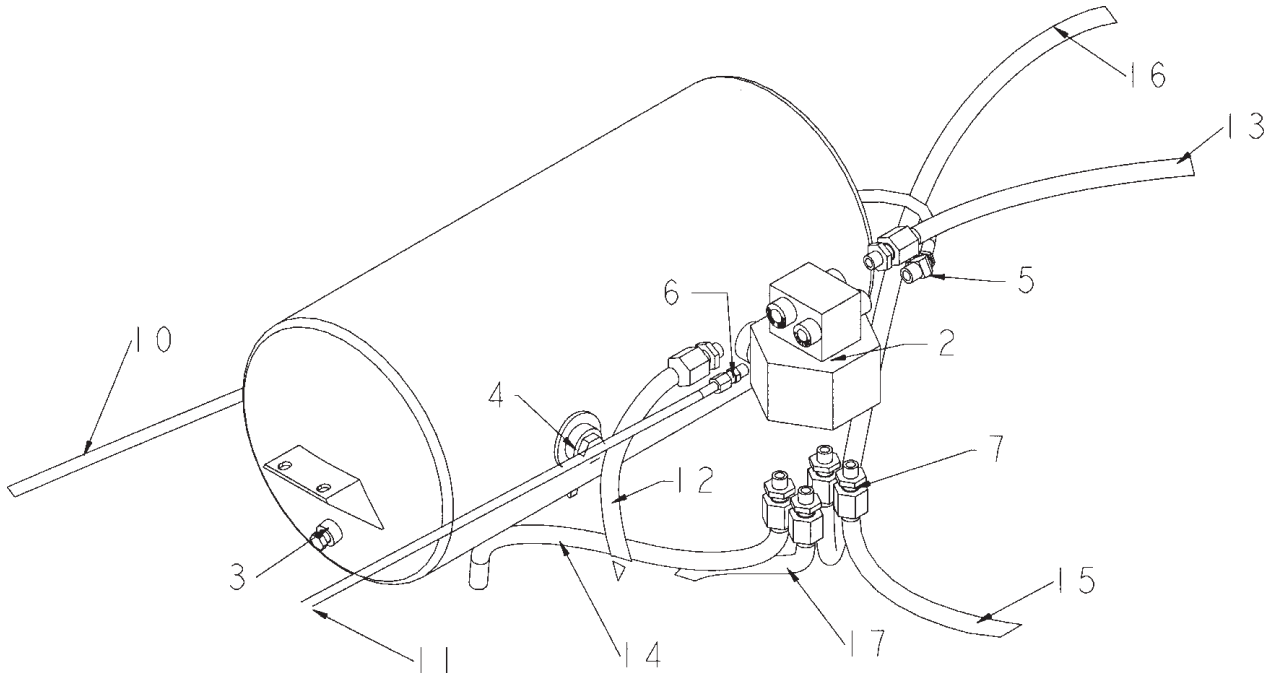
UNIVERSAL AIR BRAKE PARTS



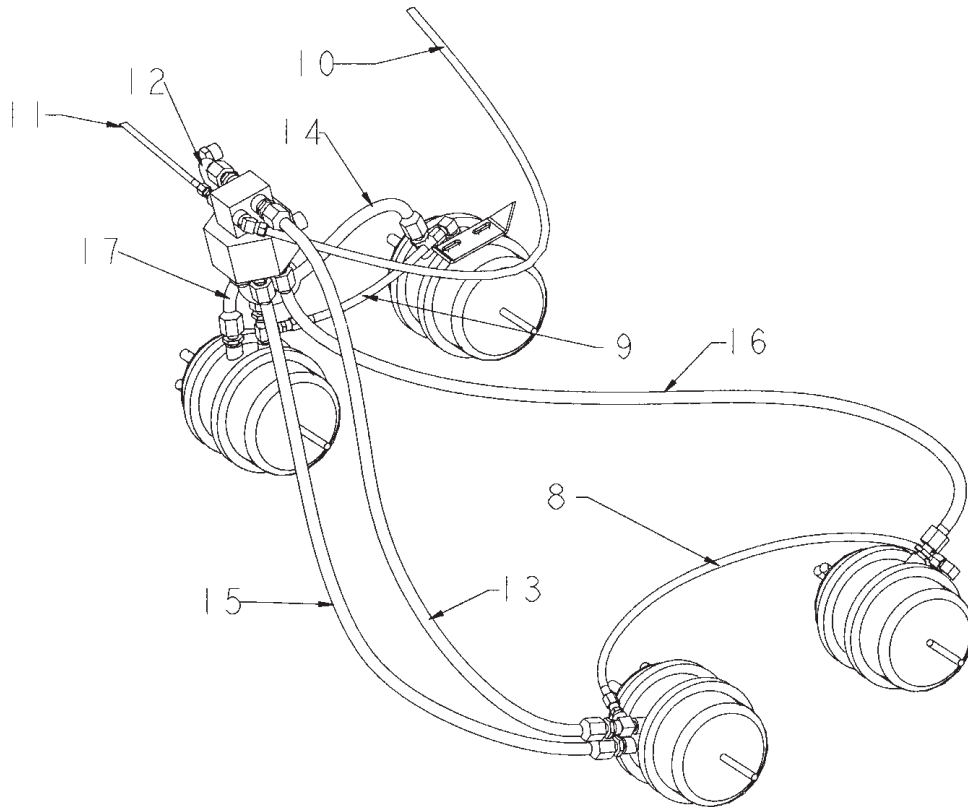


**UNIVERSAL AIR BRAKE PARTS**

ITEM	PART	QTY.	PART DESCRIPTION
1	2500957	1	TANK\AIR\2880\2BUNG\1SIDE
2	3800173	1	FTG\3/8MP\PLUG\HEX
3	3800518	1	FTG\AIR\1/4MP\DRAIN\BRS
4	3800520	2	FTG\AIR\1/2COMPX3/8MP\ADPT\BRS\LW
5	3800554	2	FTG\AIR\1/2COMPX3/8MP\90
6	3800640	2	FTG\AIR\3/8FP\BLKHD\BUSH
7	3800782	1	FTG\AIR\3/8COMPX1/4MP\ADPT\BRS\LW
8	3800785	6	FTG\AIR\3/8COMPRUBX3/8MP\ADPT\LW
9	3800786	2	FTG\BRS\3/8MPX3/8FPX3/8FP
10	3800787	1	FTG\AIR\1/2COMPX1/4MP\ADPT\BRS\LW
11	7500461	1	GLAD HAND SERVICE
12	7500462	1	GLAD HAND EMERGENCY
13	AIR3_3010	1	LEFT-RIGHT REAR EMERGENCY CHAMBER
14	AIR4_3010	1	LEFT-RIGHT FRONT EMERGENCY CHAMBER
	3700463	per ft	HOSE\AIR\3/8\NYLON\BRK
	3700464	per ft	HOSE\AIR\1/2\NYLON\BRK
	3700636	per ft	HOSE\AIR\3/8\RUBBER\BRK



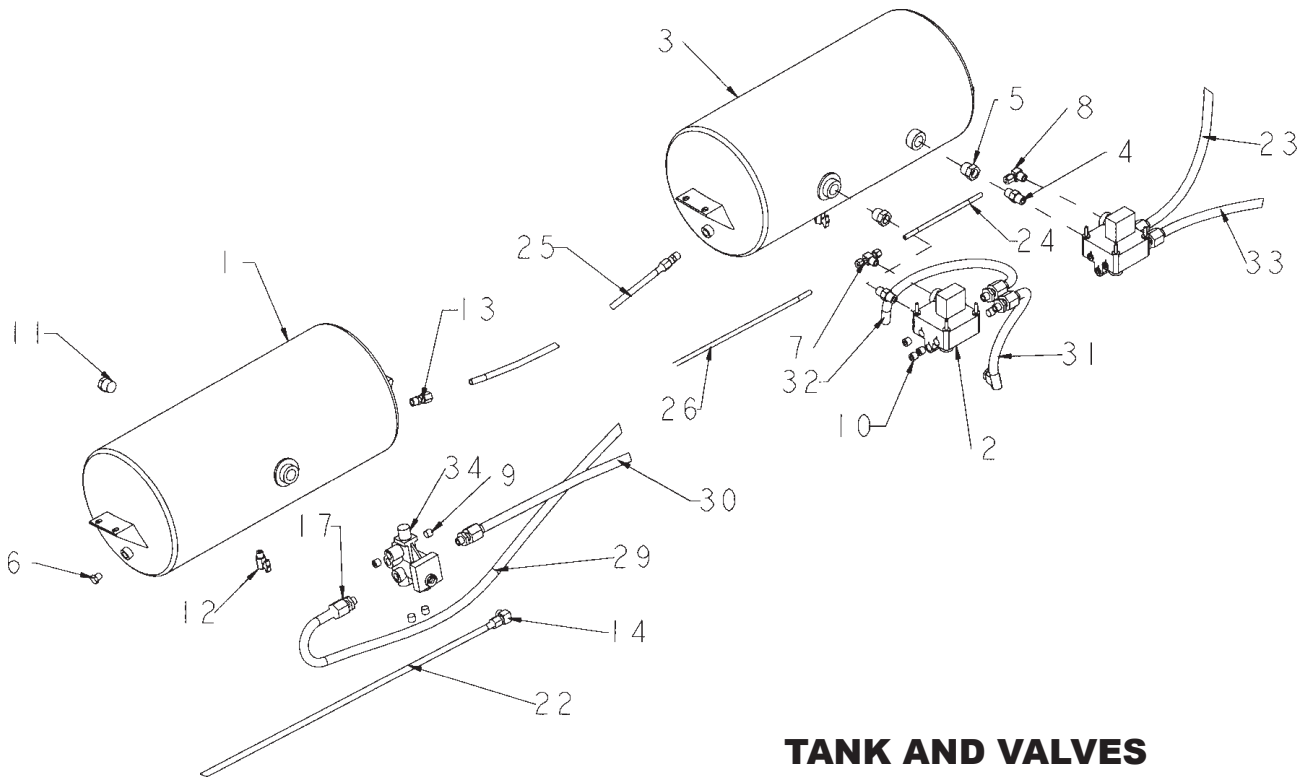
**TANK**



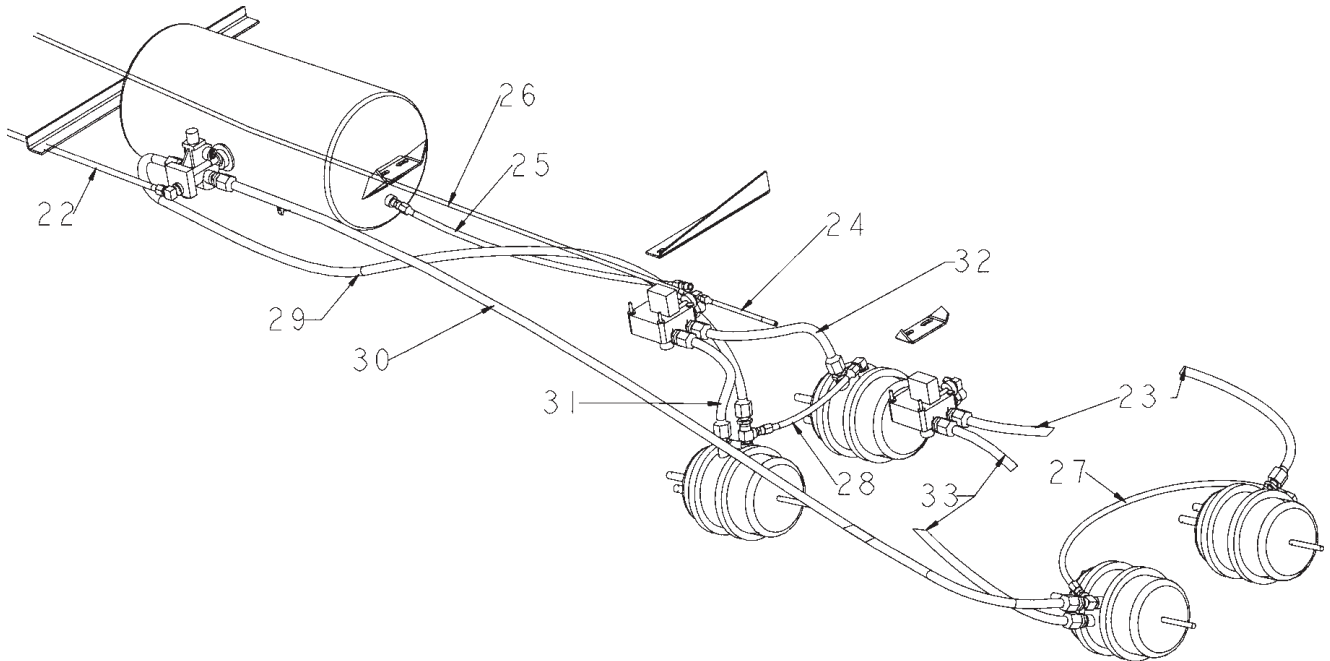
**VALVE AND CHAMBERS**

**UNITED STATES AIR BRAKES**

<b>ITEM</b>	<b>PART</b>	<b>QTY.</b>	<b>PART DESCRIPTION</b>
1	3010_BRAKES_US_VERSION	1	3010_BRAKES_US_VERSION
2	2500956	1	VLV\BRK\FULL FUNC\NON ABS
3	3800173	2	FTG\3/8MP\PLUG\HEX
4	3800441	1	FTG\3/4MP\PLUG\HEX
5	3800776	1	FTG\AIR\1/2COMPX3/8MP\45D
6	3800782	2	FTG\AIR\3/8COMPX1/4MP\ADPT\BRS\LW
7	3800785	12	FTG\AIR\3/8COMPRUBX3/8MP\ADPT\LW
8	AIR_3_3010_1155	1	LEFT-RIGHT REAR EMERGENCY CHAMBER
9	AIR_4_3010_1155	1	LEFT-RIGHT FRONT EMERGENCY CHAMBER
10	AIR_1_3010_1155	1	EMERGENCY_SUPPLY
11	AIR_2_3010_1155	1	SERVICE
12	AIR_5_3010_1155	1	SUPPLY TO FRONT EMERGENCY CHAMBERS
13	AIR_6_3010_1155	1	SUPPLY TO REAR EMERGENCY CHAMBERS
14	AIR_7_3010_1155	1	DELIVERY TO FRONT LEFT SERVICE CHAMBER
15	AIR_8_3010_1155	1	DELIVERY TO FRONT RIGHT SERVICE CHAMBER
16	AIR_9_3010_1155	1	DELIVERY TO REAR LEFT SERVICE CHAMBER
17	AIR_10_3010_1155	1	DELIVERY TO REAR RIGHT SERVICE CHAMBER
	3700463	per ft	HOSE\AIR\3/8\NYLON\BRK
	3700464	per ft	HOSE\AIR\1/2\NYLON\BRK
	3700636	per ft	HOSE\AIR\3/8\RUBBER\BRK



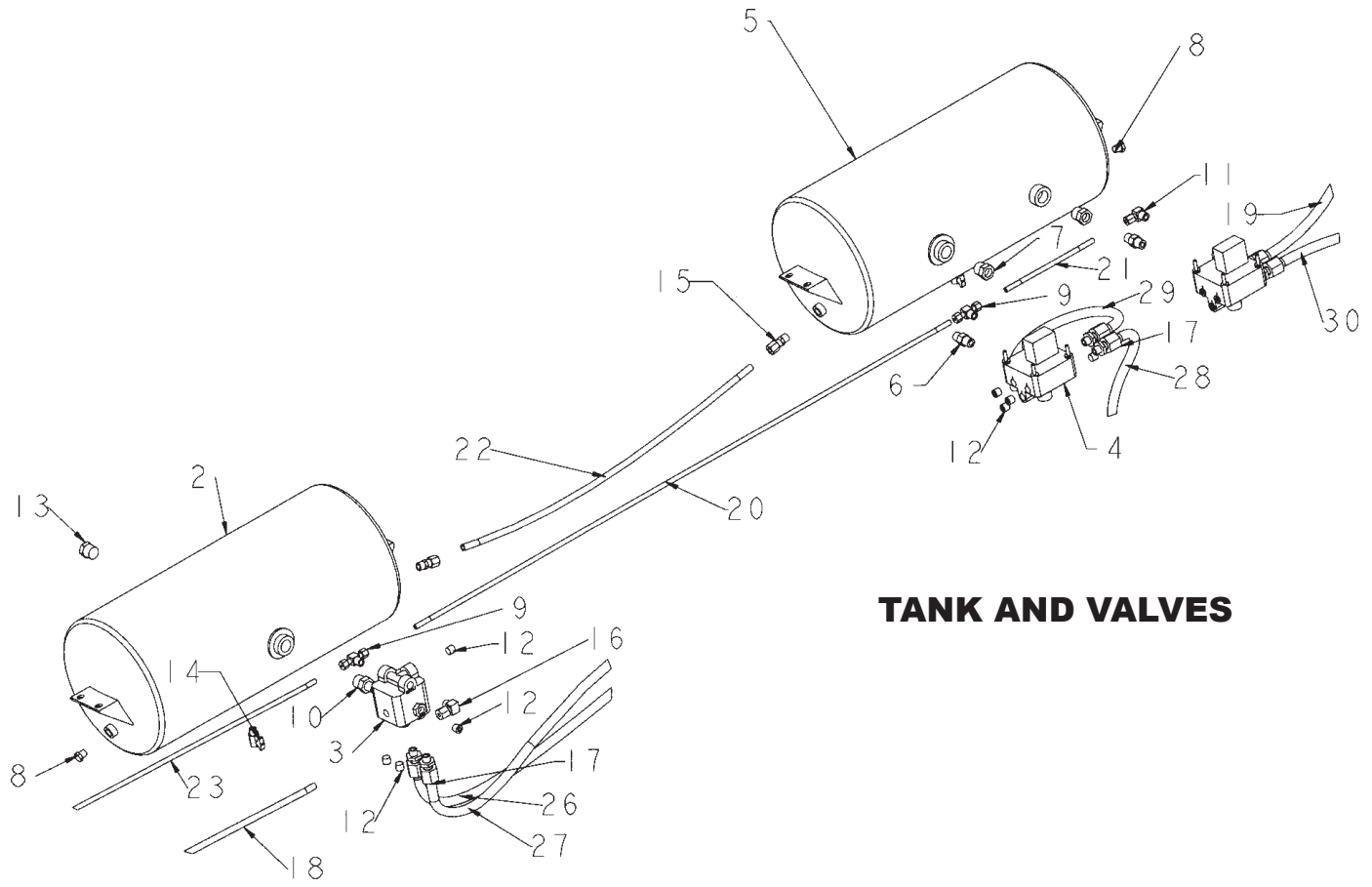
**TANK AND VALVES**



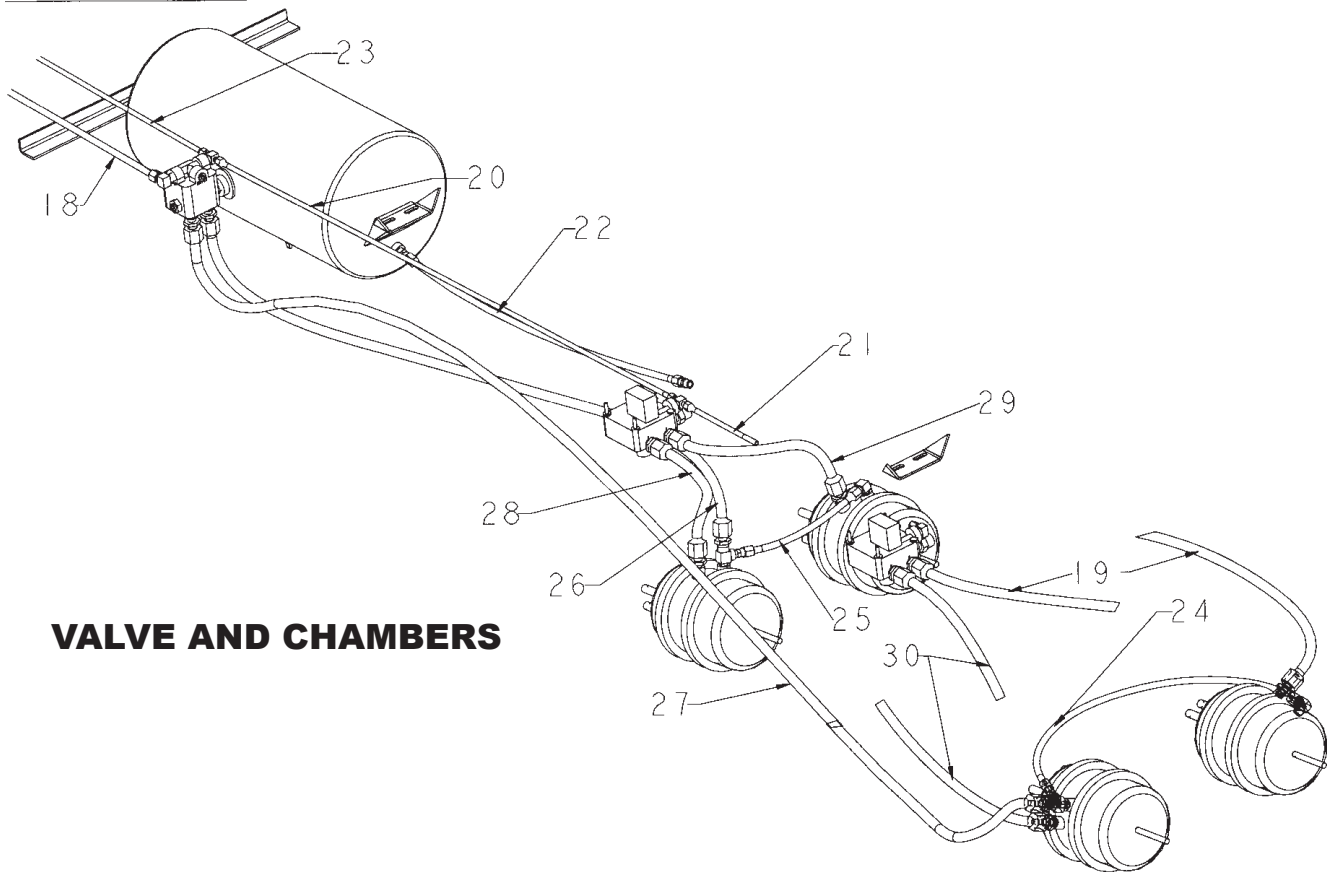
**VALVE AND CHAMBERS**

**AUSTRALIAN AIR BRAKES**

ITEM	PART	QTY.	PART DESCRIPTION
1	2500919	1	TANK\AIR\2880\1BUNG\2SIDE
2	2500939	2	VALVE\ABS\RV040
3	2500957	1	TANK\AIR\2880\2BUNG\1SIDE
4	3800005	2	FTG\1/2MP\CLOSE\NIPPLE
5	3800010	2	FTG\3/4MPX1/2FP\BUSH
6	3800173	2	FTG\3/8MP\PLUG\HEX
7	3800190	1	FTG\AIR\3/8COMPX3/8COMPX3/8MP\BR;TEE
8	3800194	1	FTG\AIR\3/8COMPX3/8MP\90
9	3800281	2	FTG\1/4MP\PLUG\ALN
10	3800326	10	FTG\3/8MP\PLUG\ALN
11	3800441	1	FTG\3/4MP\PLUG\HEX
12	3800518	2	FTG\AIR\1/4MP\DRAIN\BRS
13	3800520	4	FTG\AIR\1/2COMPX3/8MP\ADPT\BRS\LW
14	3800554	3	FTG\AIR\1/2COMPX3/8MP\90
15	3800640	2	FTG\AIR\3/8FP\BLKHD\BUSH
16	3800782	1	FTG\AIR\3/8COMPX1/4MP\ADPT\BRS\LW
17	3800785	12	FTG\AIR\3/8COMPRUBX3/8MP\ADPT\LW
18	3800786	2	FTG\BRS\3/8MPX3/8FPX3/8FP
19	3800787	1	FTG\AIR\1/2COMPX1/4MP\ADPT\BRS\LW
20	7500461	1	GLAD HAND SERVICE
21	7500462	1	GLAD HAND EMERGENCY
22	AIR_1_3010	1	EMERGENCY_SUPPLY
23	AIR_2_3010	1	SERVICE
24	AIR_3_3010	1	LEFT-RIGHT REAR EMERGENCY CHAMBER
25	AIR_4_3010	1	LEFT-RIGHT FRONT EMERGENCY CHAMBER
26	AIR_5_3010	1	SUPPLY TO FRONT EMERGENCY CHAMBERS
27	AIR_6_3010	1	SUPPLY TO REAR EMERGENCY CHAMBERS
28	AIR_7_3010	1	DELIVERY TO FRONT LEFT CHAMBER
29	AIR_8_3010	1	DELIVERY TO FRONT RIGHT CHAMBER
30	AIR_9_3010	1	DELIVERY TO REAR LEFT CHAMBER
31	AIR_10_3010	1	DELIVERY TO REAR RIGHT CHAMBER
32	AIR_12_3010	1	SERVICE
33	AIR_13_3010	1	TANK SUPPLY
34	SR38	1	springbrake valve
	3700463	per ft	HOSE\AIR\3/8\NYLON\BRK
	3700464	per ft	HOSE\AIR\1/2\NYLON\BRK
	3700636	per ft	HOSE\AIR\3/8\RUBBER\BRK



**TANK AND VALVES**

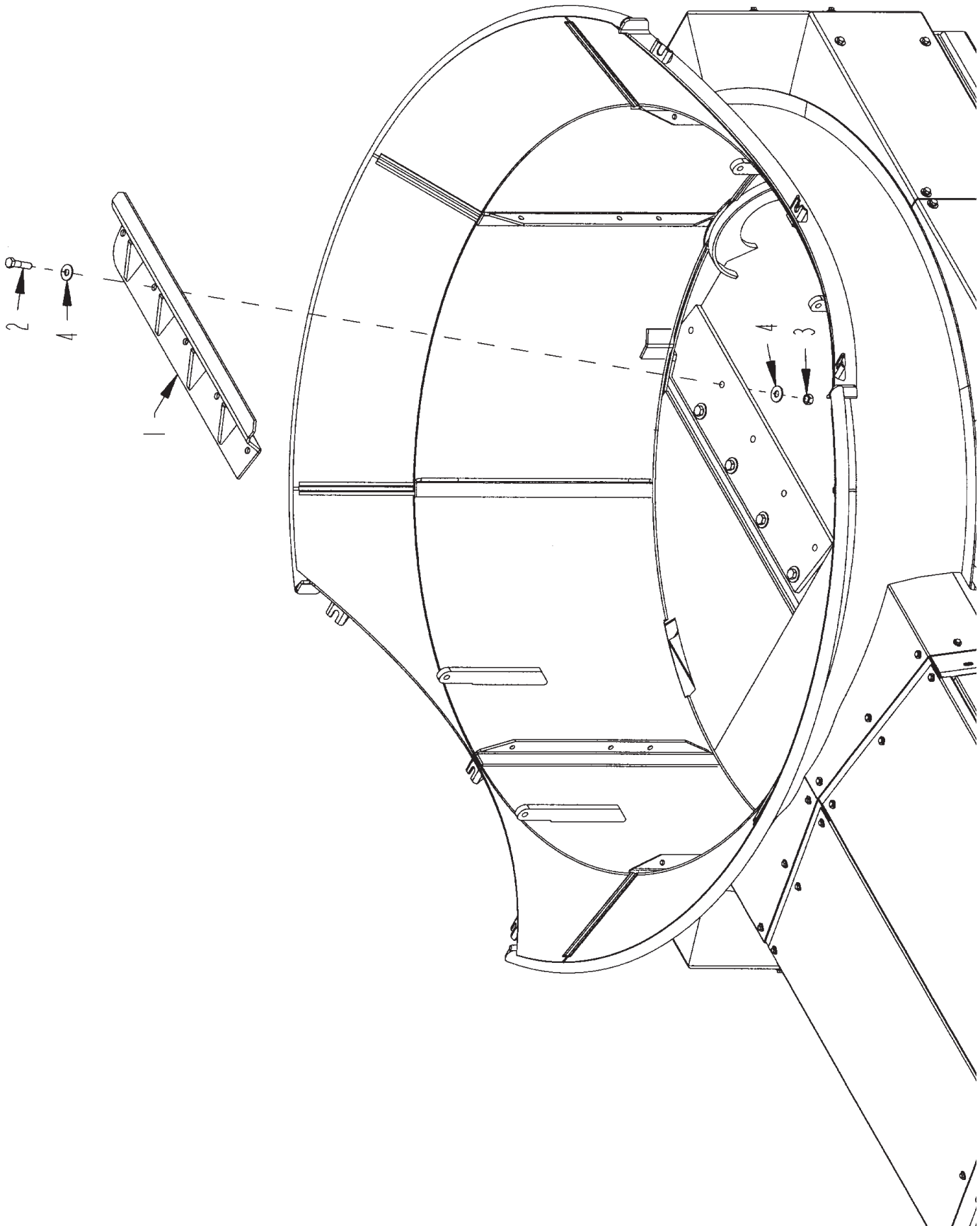


**VALVE AND CHAMBERS**

**ABS AIR BRAKES**

ITEM	PART	QTY.	PART DESCRIPTION
1	3010_BRAKES_ABS_VERSION	1	3010_BRAKES_ABS_VERSION
2	2500919	1	TANK\AIR\2880\1BUNG\2SIDE
3	2500932	1	VALVE\AIR\SPRING\RT4
4	2500939	2	VALVE\ABS\RV040
5	2500957	1	TANK\AIR\2880\2BUNG\1SIDE
6	3800005	2	FTG\1/2MP\CLOSE\NIPPLE
7	3800010	2	FTG\3/4MPX1/2FP\BUSH
8	3800173	2	FTG\3/8MP\PLUG\HEX
9	3800190	2	FTG\AIR\3/8COMPX3/8COMPX3/8MP\BR;TEE
10	3800193	1	FTG\3/4MPX1/2MP\NPL
11	3800194	1	FTG\AIR\3/8COMPX3/8MP\90
12	3800326	12	FTG\3/8MP\PLUG\ALN
13	3800441	1	FTG\3/4MP\PLUG\HEX
14	3800518	2	FTG\AIR\1/4MP\DRAIN\BRS
15	3800520	4	FTG\AIR\1/2COMPX3/8MP\ADPT\BRS\LW
16	3800554	3	FTG\AIR\1/2COMPX3/8MP\90
17	3800785	12	FTG\AIR\3/8COMPRUBX3/8MP\ADPT\LW
18	AIR_1_3010_ABS	1	EMERGENCY_SUPPLY
19	AIR_2_3010_ABS	1	SERVICE
20	AIR_3_3010_ABS	1	LEFT-RIGHT REAR EMERGENCY CHAMBER
21	AIR_4_3010_ABS	1	LEFT-RIGHT FRONT EMERGENCY CHAMBER
22	AIR_5_3010_ABS	1	SUPPLY TO FRONT EMERGENCY CHAMBERS
23	AIR_6_3010_ABS	1	SUPPLY TO REAR EMERGENCY CHAMBERS
24	AIR_7_3010_ABS	1	DELIVERY TO FRONT LEFT CHAMBER
25	AIR_8_3010_ABS	1	DELIVERY TO FRONT RIGHT CHAMBER
26	AIR_9_3010_ABS	1	DELIVERY TO REAR LEFT CHAMBER
27	AIR_10_3010_ABS	1	DELIVERY TO REAR RIGHT CHAMBER
28	AIR_11_3010_ABS	1	SERVICE
29	AIR_12_3010_ABS	1	SERVICE
30	AIR_13_3010_ABS	1	TANK SUPPLY
	3700463	per ft	HOSE\AIR\3/8\NYLON\BRK
	3700464	per ft	HOSE\AIR\1/2\NYLON\BRK
	3700636	per ft	HOSE\AIR\3/8\RUBBER\BRK

MILL COVER ASSEMBLY

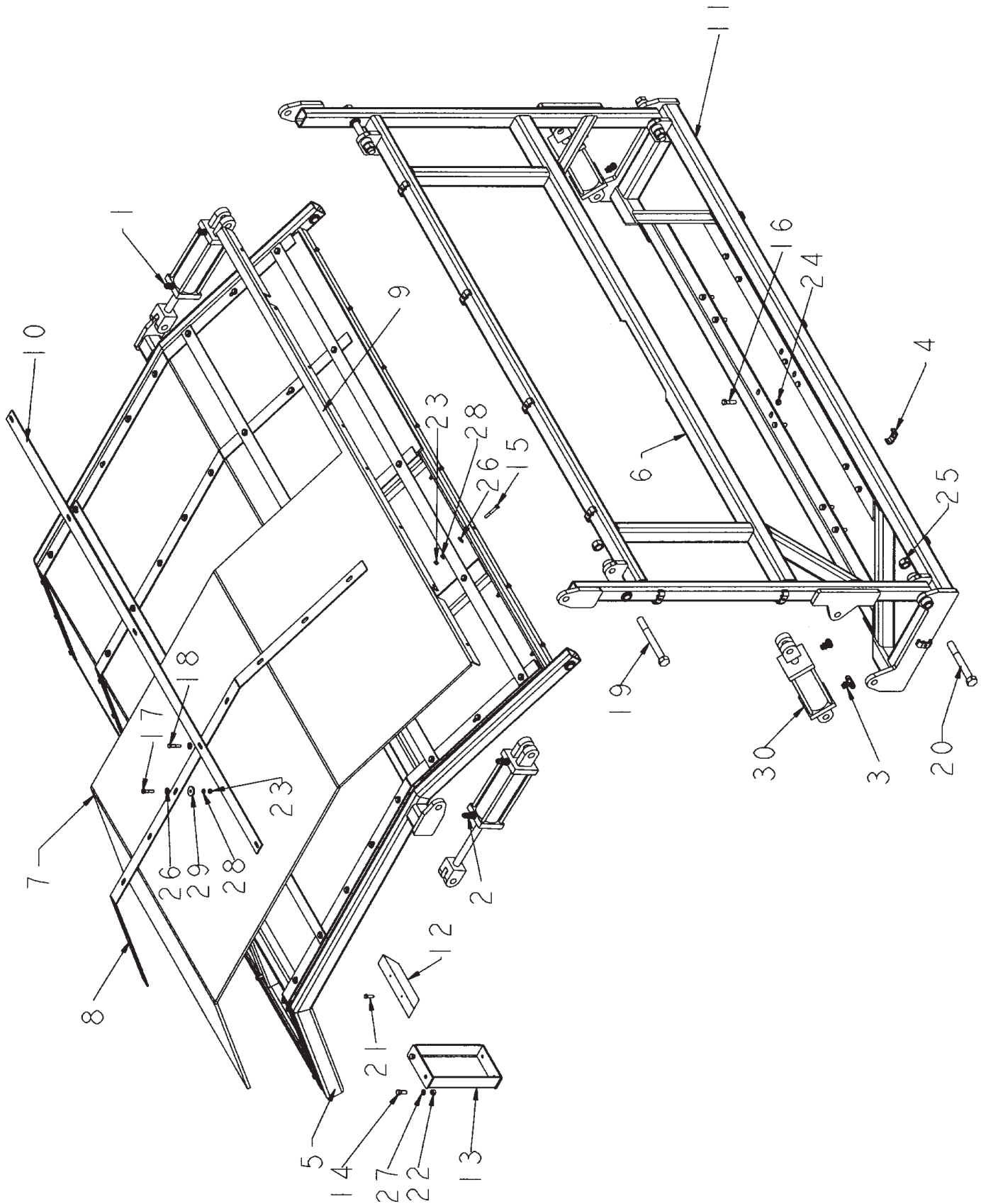




**MILL COVER ASSEMBLY**

<b>ITEM</b>	<b>PART</b>	<b>QTY.</b>	<b>PART DESCRIPTION</b>
1	4703764	1	CVR\MILL
2	4800017	5	BOLT\HEX\3/4X3
3	4900139	5	NUT\TPLCK\3/4\GR8\NC
4	5000005	10	WASH\FLAT\3/4

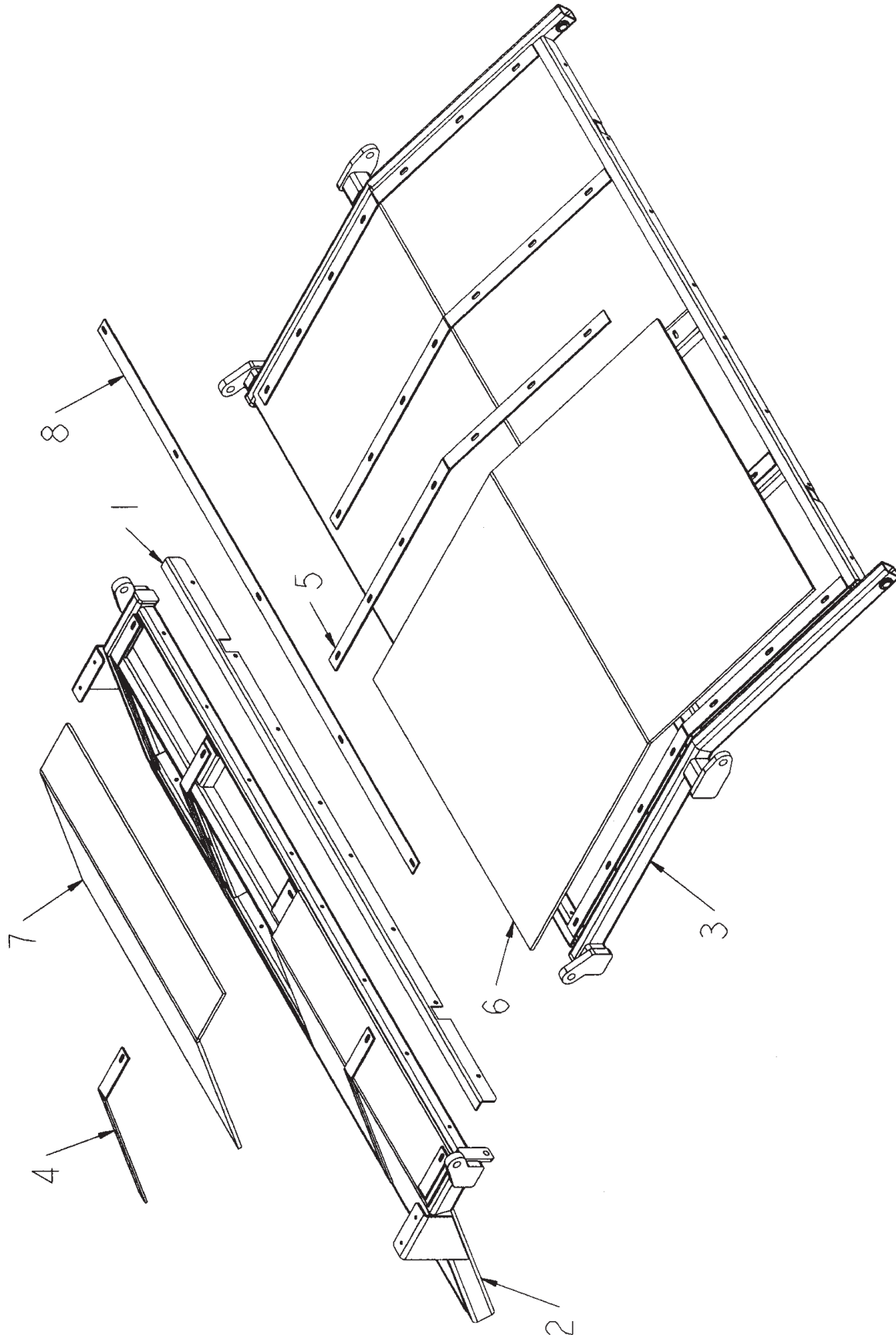
# TUB COVER ASSEMBLY



**TUB COVER ASSEMBLY**

ITEM	PART	QTY.	PART DESCRIPTION
1	3800453	5	FTG\3/4MORX9/16MJIC\90
2	3800483	2	FTG\3/4MORX3/4MJICX3/4MJIC\RUN;TEE
3	3800588	2	FTG\3/4MJICX3/4MJICX3/4MOR\TEE
4	4700776	13	CLMP\HOSE\3/8
5	4702627	1	FRM\OBJ\THROWN\TOP\HD10
6	4702628	1	FRM\OBJ\THROWN\SIDE\HD10
7	4702633	2	SCRN\WIRE\FRM\OBJ\THROWN
8	4702634	5	FLAT\CLMP\SCRN\FRM\OBJ\THROWN
9	4702635	2	ANGLE\SCRN\OBJ\THROWN
10	4703031	4	FLAT\CLMP\SCRN\TC\HD10
11	4703729	1	BRKT\LOWER\COVER\TOC
12	4704099	2	BMPR\CNVYR\DISCH
13	4704224	2	ASSY\STAND\COVER\TUB (OPTION)
14	4800018	4	BOLT\HEX\1/2X1-1/4
15	4800029	16	BOLT\HEX\3/8X2-1/2
16	4800114	12	BOLT\HEX\1/2X2
17	4800142	35	BOLT\HEX\3/8X1-3/4
18	4800146	20	BOLT\HEX\3/8X2
19	4800601	2	BOLT\HEX\1X9\NC
20	4800632	2	*BOLT\HEX\1X8\NC\GR5\PLT
21	4801198	4	SCR\LAG\3/8X1-1/2
22	4900001	4	NUT\HEX\1/2\NC
23	4900002	71	NUT\HEX\3/8\NC
24	4900014	12	NUT\TPLCK\1/2\NC
25	4900015	4	NUT\NYLCK\1\NC
26	5000001	71	WASH\FLAT\3/8
27	5000006	4	WASH\LOCK\1/2
28	5000019	71	WASH\LOCK\3/8
29	5000096	55	WASH\FLAT\SPCL\13/32X7GAX1-1/2OD
30	4100185	4	CYL\HYD\3-1/2X8\TIE

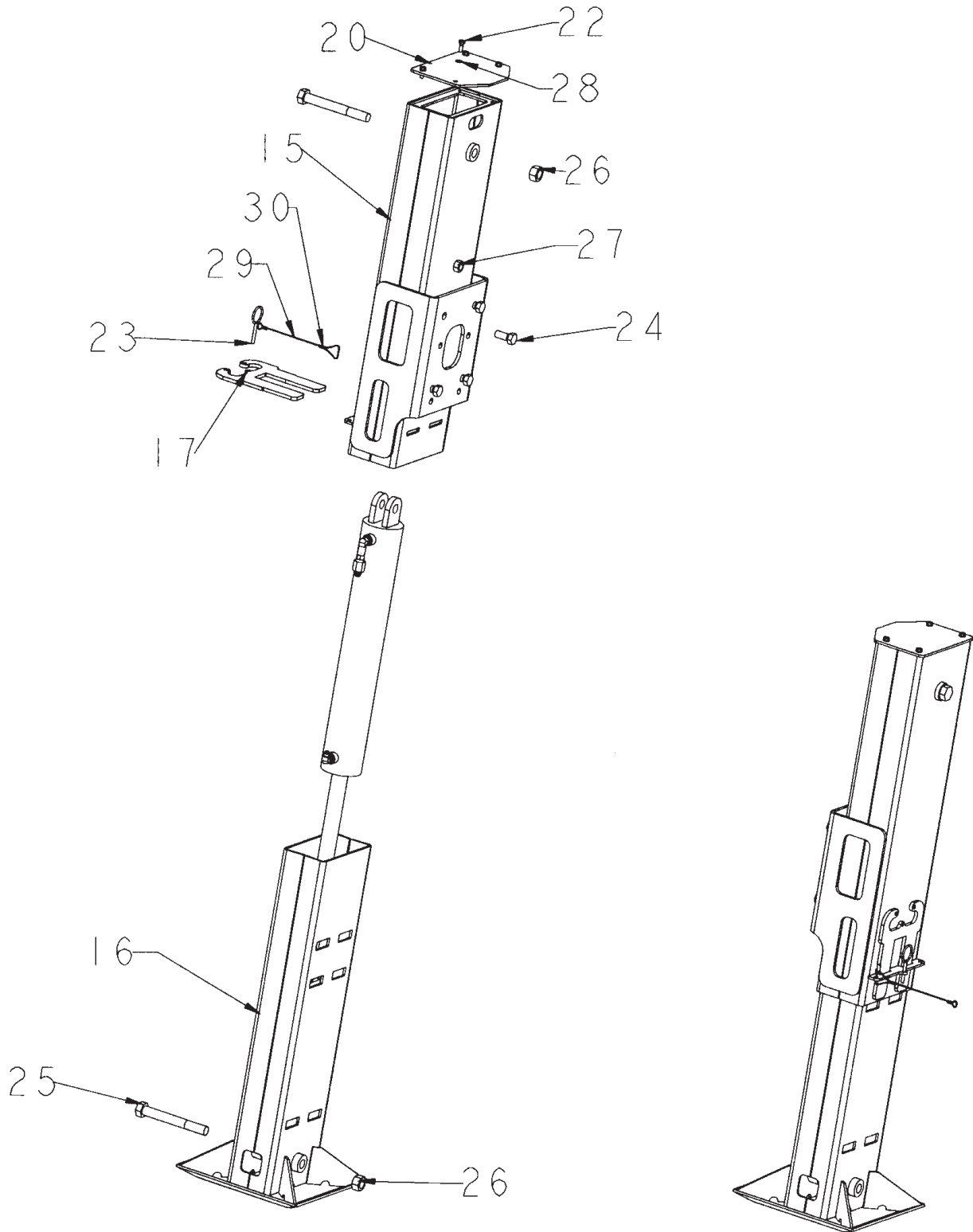
**HINGED TUB COVER ASSEMBLY**



## HINGED TUB COVER ASSEMBLY

ITEM	PART	QTY.	PART DESCRIPTION
1	4702635	4	ANGLE\SCRN\OBJ\THROWN
2	4702979	1	FRM\OBJ\THROWN\TOP
3	4702980	1	FRM\OBJ\THROWN\TOP
4	4702981	5	FLAT\CLMP\SCRN\FRM\OBJ\THROWN
5	4702982	5	FLAT\CLMP\SCRN\FRM\OBJ\THROWN
6	4702987	2	SCRN\WIRE\FRM\OBJ\THROWN
7	4702988	2	SCRN\WIRE\FRM\OBJ\THROWN
8	4703031	4	FLAT\CLMP\SCRN\TC

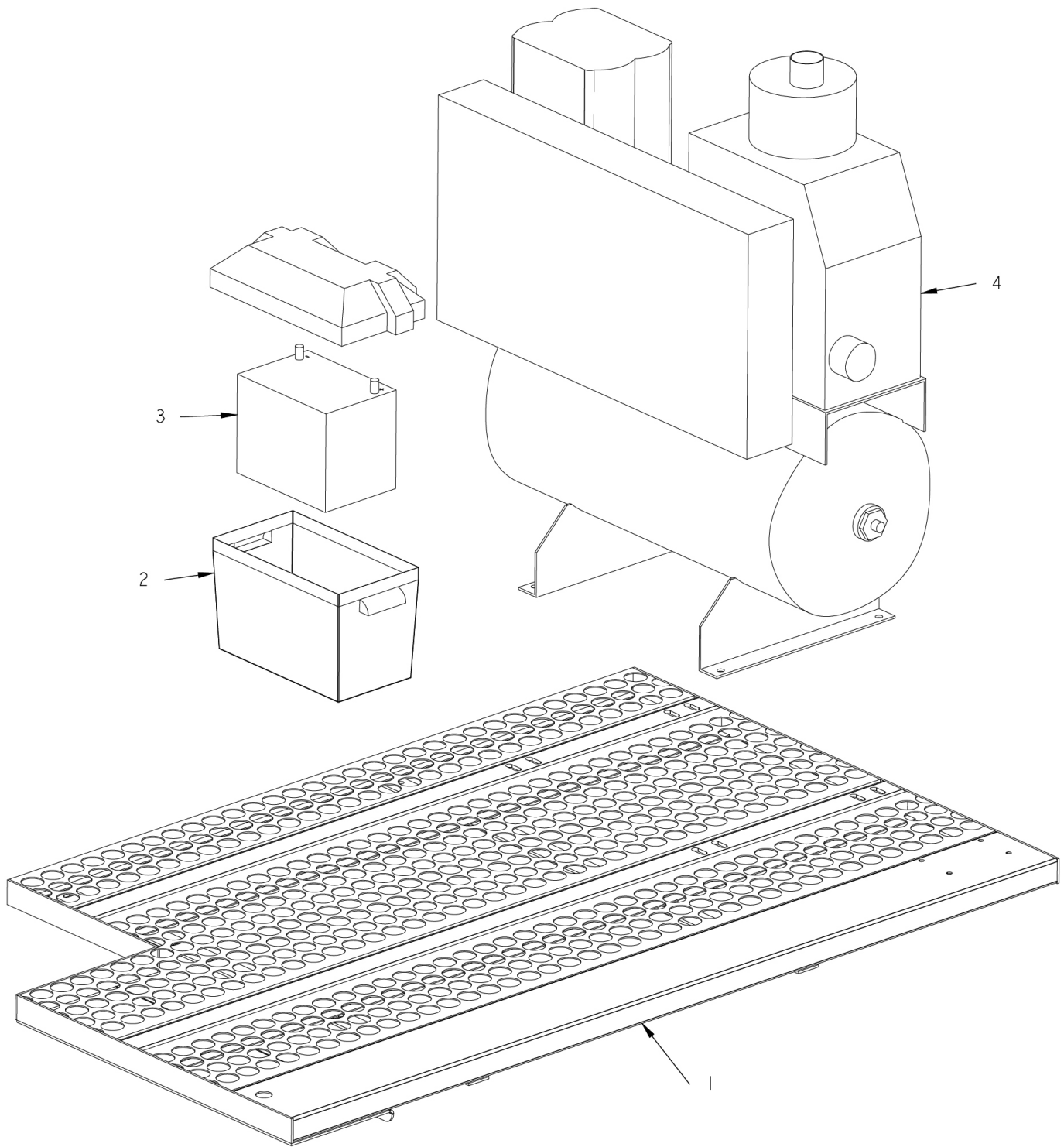
# HYDRAULIC JACKS - PARTS



# HYDRAULIC JACKS - PARTS

ITEM	PART	QTY.	PART DESCRIPTION
	4703950	1	JACK\HYD\KIT\3010
1	3800048	2	FTG\3\4\MORX1\2FP\90\ST;EL
2	3800453	6	FTG\3\4\MORX9\16MJIC\90
2A	3800796	2	FTG\9\16\MORX9\16FJIC\SW
2B	3800537	2	FTG\3\4\MORX3\4MJIC\90
3	3800552	4	CLAMP\HOSE\1-1/4\2HOLES
4	3800631	8	FTG\9\16\MORX9\16MJIC\ST
5	3800757	6	FTG\9\16\MORX9\16MJIC\90
6	3800759	OPT	FTG\9\16\FJICSX9\16MJICX9\16MJIC\RUN;TEE Used only with machines that have both Tub Cover and Hydraulic Jacks
7	3800795	2	FTG\3\4MJICX1\2FP\ADPT
8	4000119	2	VALVE\CHECK\VEL\9GPM
9	4000210	1	VLV\HYD\AUX\BLK\MFLD
10	4000211	1	VLV\HYD\AUX\BLK\MFLD\TOC
11	4000244	2	VALVE\CHECK\8GPM\VELOCITY\9\16FOR-9\16MJIC (USED WITH 3800796)
12	4000245	2	VALVE\RELIEF\CROSS\SINGLE
13	4100230	2	CYL\HYD\4X24\1-3/4ROD
14	4703632	1	STND\JCK\HYD\ASSY
15	4703635	2	FRM\TUBE\UPPR\STND\JCK
16	4703636	2	FRM\TUBE\LWR\STND\JCK
17	4703637	2	BRKT\STOP\JCK\HYD
18	4703638	2	BRKT\RTNR\LCK\JCK
19	4703639	2	BRKT\MNT\CAP\JCKSTND
20	4703640	2	CAP\JCKSTND
22	4800003	8	BOLT\HEX\3\8X1
23	4800076	2	PIN\KLIK\5\16
24	4800469	8	BOLT\HEX\3\4X1-3/4
25	4800632	4	*BOLT\HEX\1X8\NC\GR5\PLT
26	4900127	4	NUT\TPLCK\1\NC
27	4900139	8	NUT\TPLCK\3\4\GR8\NC
28	5000019	8	WASH\LOCK\3\8
29	5800327	2	CABLE\3\32\COATED\FT
30	5800328	4	CLAMP\CABLE\PIN
31	3701588	1	HOSE\HYD\3\8X60\4MJCX9\16FJIC - P2-P2, TO TUBE 9
32	3701588	1	HOSE\HYD\3\8X60\4MJCX9\16FJIC - T2-T2, TO TUBE 10
33	3701589	1	HOSE\HYD\3\8X42\3\4MJCX9\16FJC - P2-P2, TO TUBE 9
34	3701589	1	HOSE\HYD\3\8X42\3\4MJCX9\16FJC - T2-T2, TO TUBE 10
35	3701364	1	HOSE\HYD\3\8X12.5\9\16FJICS - 6A-RIGHT ROD END, 6A TO PORT 2
36	3701364	1	HOSE\HYD\3\8X12.5\9\16FJICS - 6B-RIGHT CAP END, 6B TO PORT 1
37	3700937	1	HOSE\HYD\3\8X16\9\16FJICS - 5B-LEFT CAP END, 5B TO PORT 1
38	3700937	1	HOSE\HYD\3\8X16\9\16FJICS - 5A-LEFT ROD END, 5A TO PORT 2
39	3701590	1	HOSE\HYD\3\8X64\3\4FJICX9\16FJIC - 6B-RIGHT CAP END, PORT 1 TO RIGHT CAP END
40	3701590	1	HOSE\HYD\3\8X64\3\4FJICX9\16FJIC - 5B-LEFT CAP END, PORT 1 TO LEFT CAP END
41	3701229	1	HOSE\HYD\3\8X68\9\16FJICS - 6A-RIGHT ROD END, PORT 2 TO RIGHT ROD END
42	3701229	1	HOSE\HYD\3\8X68\9\16FJICS - 5A-LEFT ROD END, PORT 2 TO LEFT ROD END
43	3701591	1	TUBE\STL\1\2X.049 WALLX162 - P2-P2, HOSE 90 TO HOSE 92
44	3701591	1	TUBE\STL\1\2X.049 WALLX162 - T2-T2, HOSE 91 TO HOSE 93

**AIR COMPRESSOR ASSEMBLY**





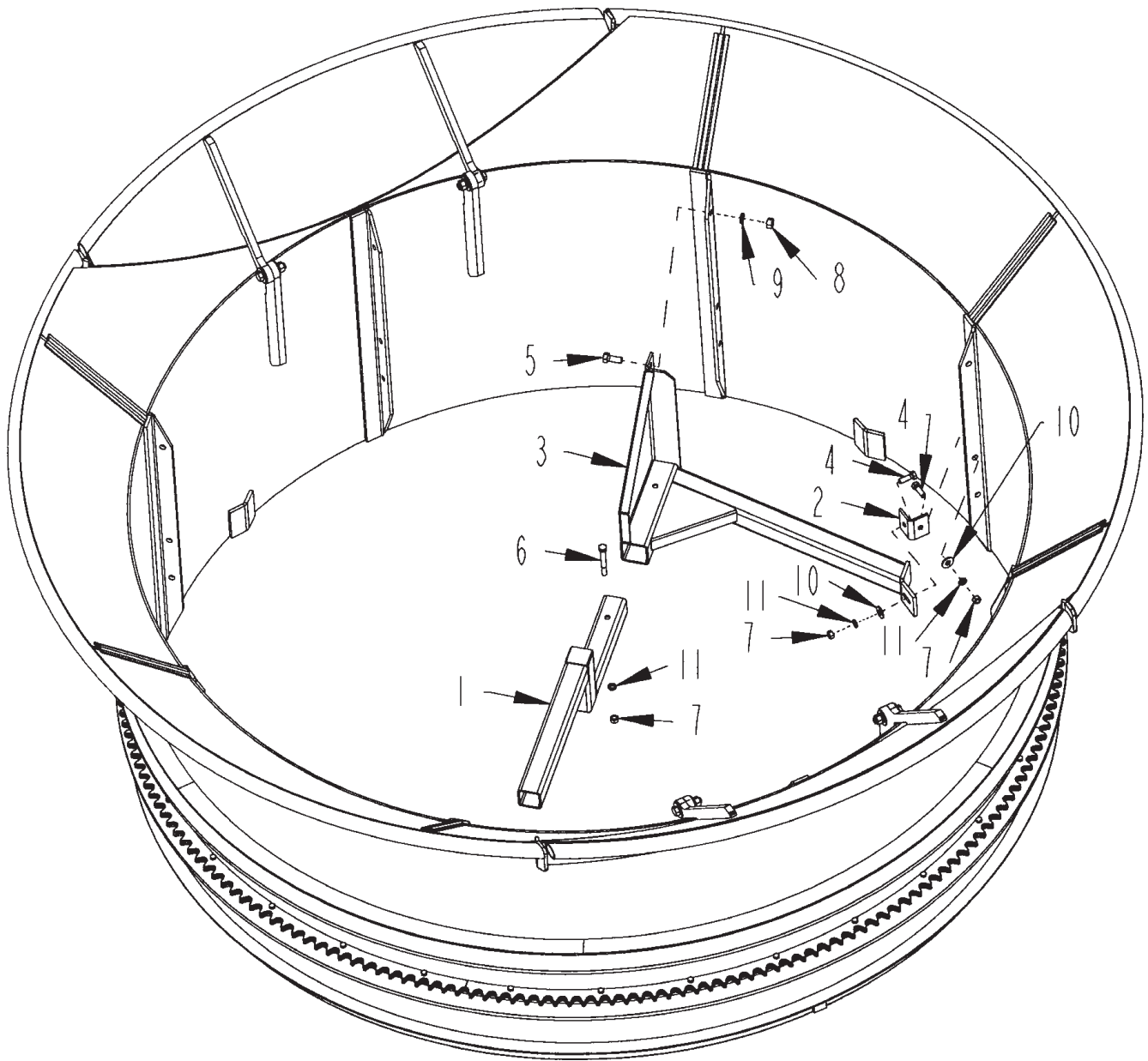
**AIR COMPRESSOR ASSEMBLY**

<b>ITEM</b>	<b>PART</b>	<b>QTY.</b>	<b>PART DESCRIPTION</b>
1	4705964	1	WALKWAY\DECK\FR\RAD\6010
2	5700226	1	ENCL\BATT\PLSTC\GRP27
3	5700227	1	BATT\12\DC
4	7500584	1	COMP\AIR\12HP\GAS

**NOT SHOWN**

5700206	2	TERM\RING\3/8\4GA
5700275	2	TERM\BATT\UNIV\MARINE
5700353	10 FT	CBL\BATT\RED\#4
7501246	1	REEL\HOSE\AIR\HD\1/2IDX50

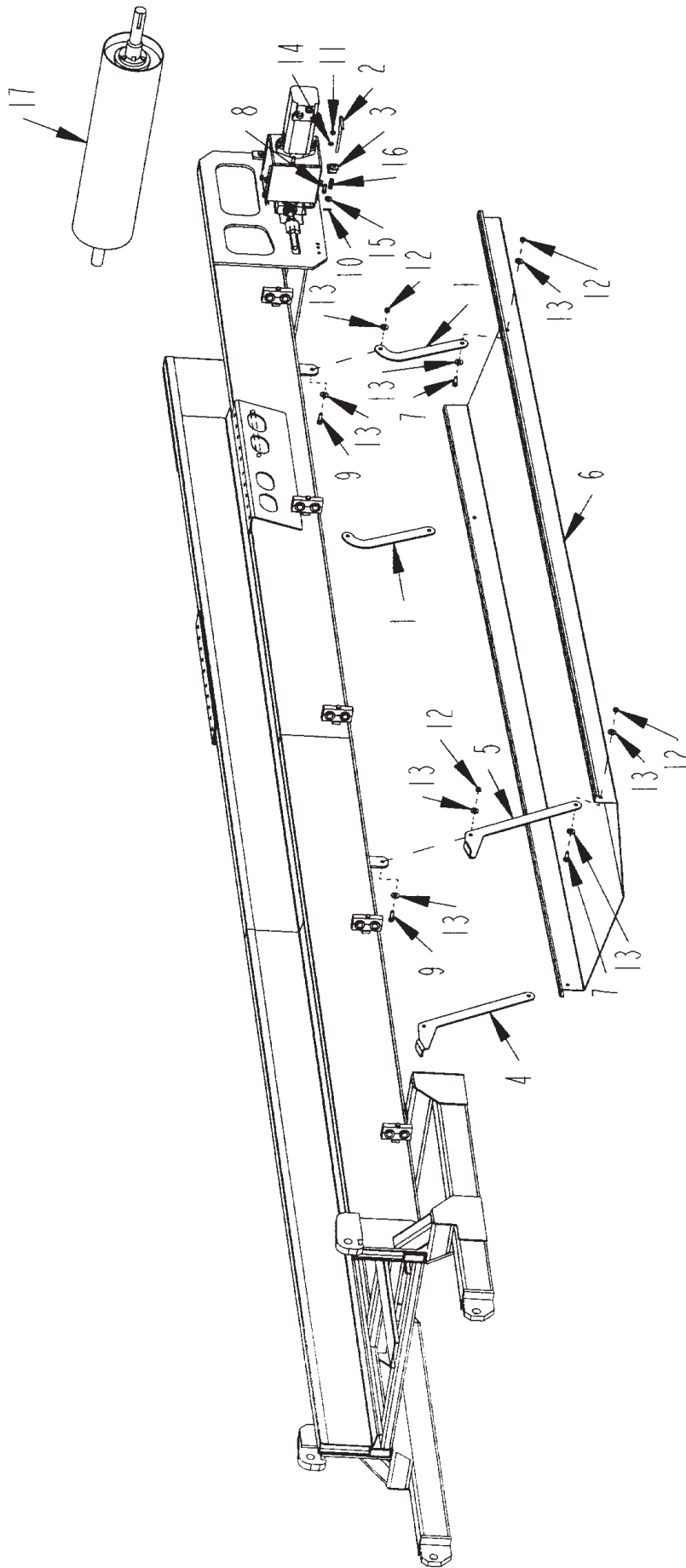
# TUB AGITATOR



## TUB AGITATOR

ITEM	PART	QTY.	PART DESCRIPTION
1	4700143	2	ARM\AGTTR\TUB
2	4700265	2	BRKT\AGTTR\TUB
3	4703960	2	BRKT\ARM\AGTTR\TUB
4	4800082	4	BOLT\HEX\1/2X1-1/2
5	4800106	6	BOLT\HEX\5/8X1-1/2
6	4800188	2	BOLT\HEX\1/2X4
7	4900001	6	NUT\HEX\1/2\NC
8	4900005	6	NUT\HEX\5/8\NC
9	5000003	6	WASH\LOCK\5/8
10	5000004	4	WASH\FLAT\1/2
11	5000006	6	WASH\LOCK\1/2

# MAGNETIC ROLLER ASSEMBLY

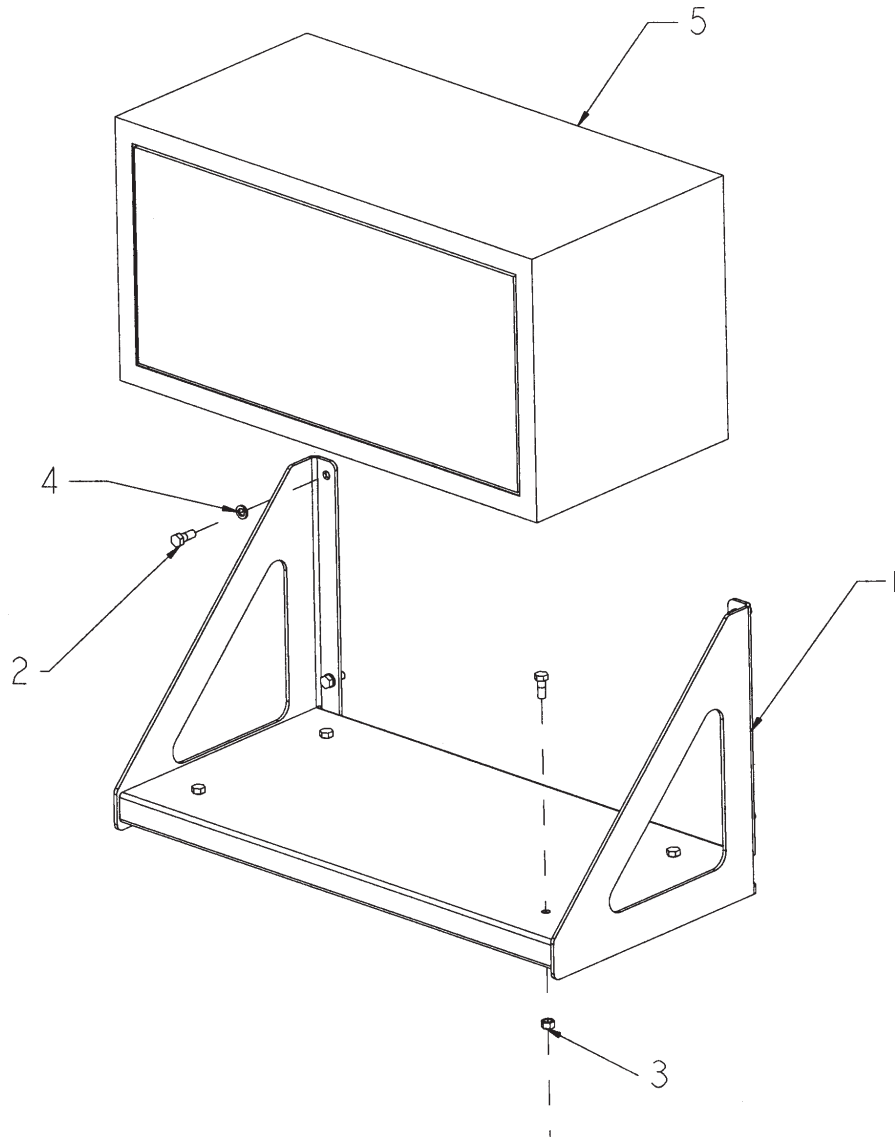


**MAGNETIC ROLLER ASSEMBLY**

ITEM	PART	QTY.	PART DESCRIPTION
1	4702852	2	BRKT\MTG\FR\CHUTE\RLLR\MAGNETIC
2	4702871	2	PIN\HANDLE\MAG\CHUTE
3	4702876	2	BRKT\PIN\CHUTE\MAG
4	4703475	1	BRKT\MNT\FR\CHUTE\RLLR\MAG
5	4703476	1	BRKT\MNT\FR\CHUTE\RLLR\MAG
6	4704072	1	STD-CHUTE\DISCH\120"\RLLR\MAG\30
6	4703737	1	TRACK-CHUTE\DISCH\72"\RLLR\MAG\30
7	4800003	4	BOLT\HEX\3/8X1
8	4800013	4	BOLT\HEX\5/16X1
9	4800098	4	BOLT\HEX\3/8X1-1/4\NC
10	4800110	2	PIN\COT\1/8X3/4
11	4900003	4	NUT\HEX\5/16\NC
12	4900023	8	NUT\TPLCK\3/8\NC
13	5000001	16	WASH\FLAT\3/8
14	5000022	4	WASH\LOCK\5/16
15	5000023	2	WASH\FLAT\5/16
16	6100064	2	SCRAPERSPRING
17	7501086	1	RLLR\MAG\8X30
17A	7501304		BUSH\QDSK\MAGRLLR (BUSHING ONLY)
17B	7501305		SHFT\MAGRLLR\3X30 (SHAFT ONLY)
17C	4705256		SHFT\RLLR\MAG\30 (SHAFT ONLY)
	4704709		RLLR\MAG\KIT\8X30\10'

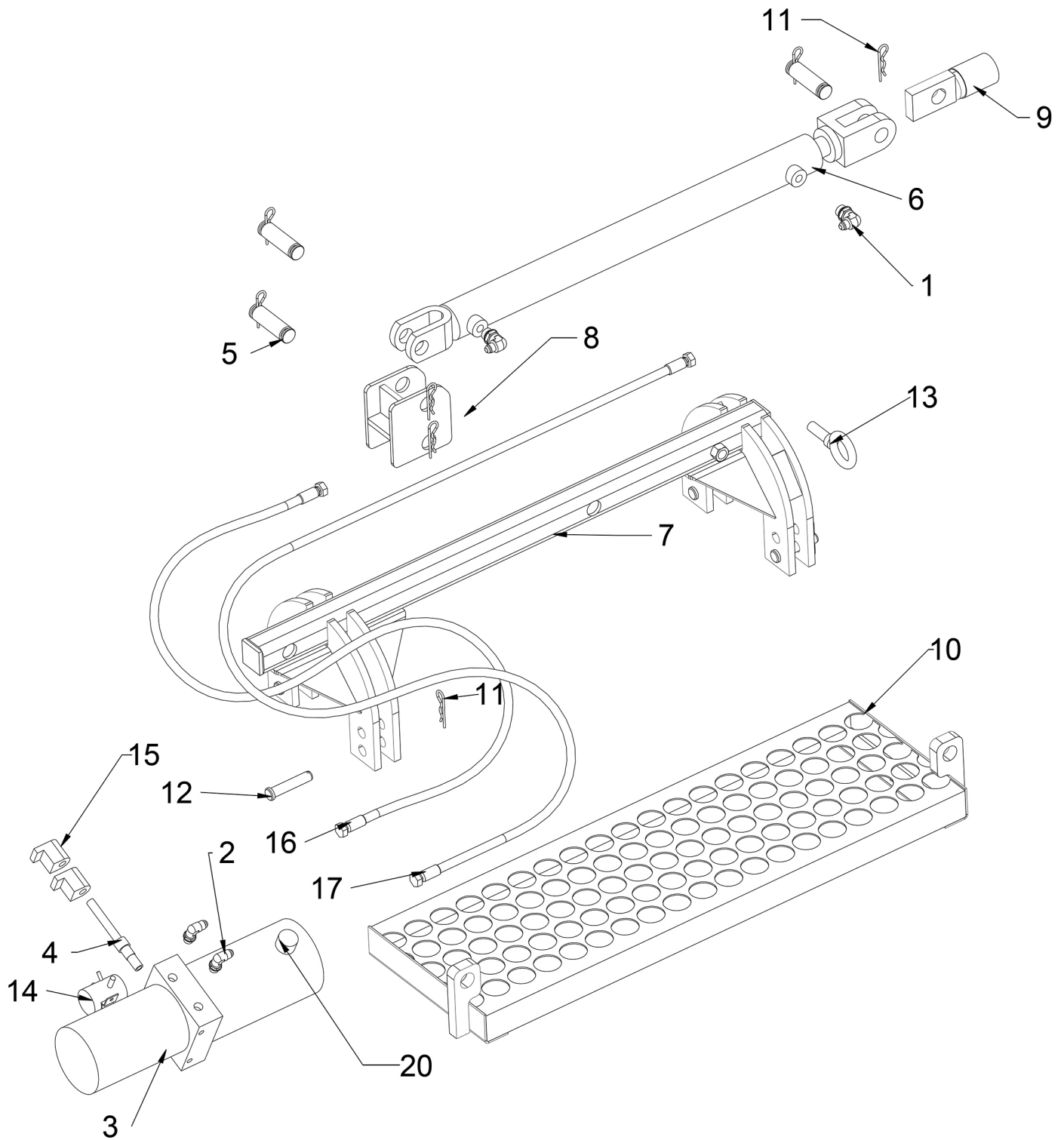


**PACKAGE TOOL BOX ASSEMBLY**



ITEM	PART	QTY.	PART DESCRIPTION
	<b>4704035</b>		<b>BOX\TOOL\STD\3010\4012</b>
1	4704034	1	BRKT\SPPT\BOX\TOOL
2	4800628	8	BOLT\HEX\1/2X1-1/4\GR8\NC
3	4900014	4	NUT\TPLCK\1/2\NC
4	5000006	4	WASH\LOCK\1/2
5	7500971	1	BOX\TOOL\18X18X36

# 3010 HAMMER ROD PULLER OPTION

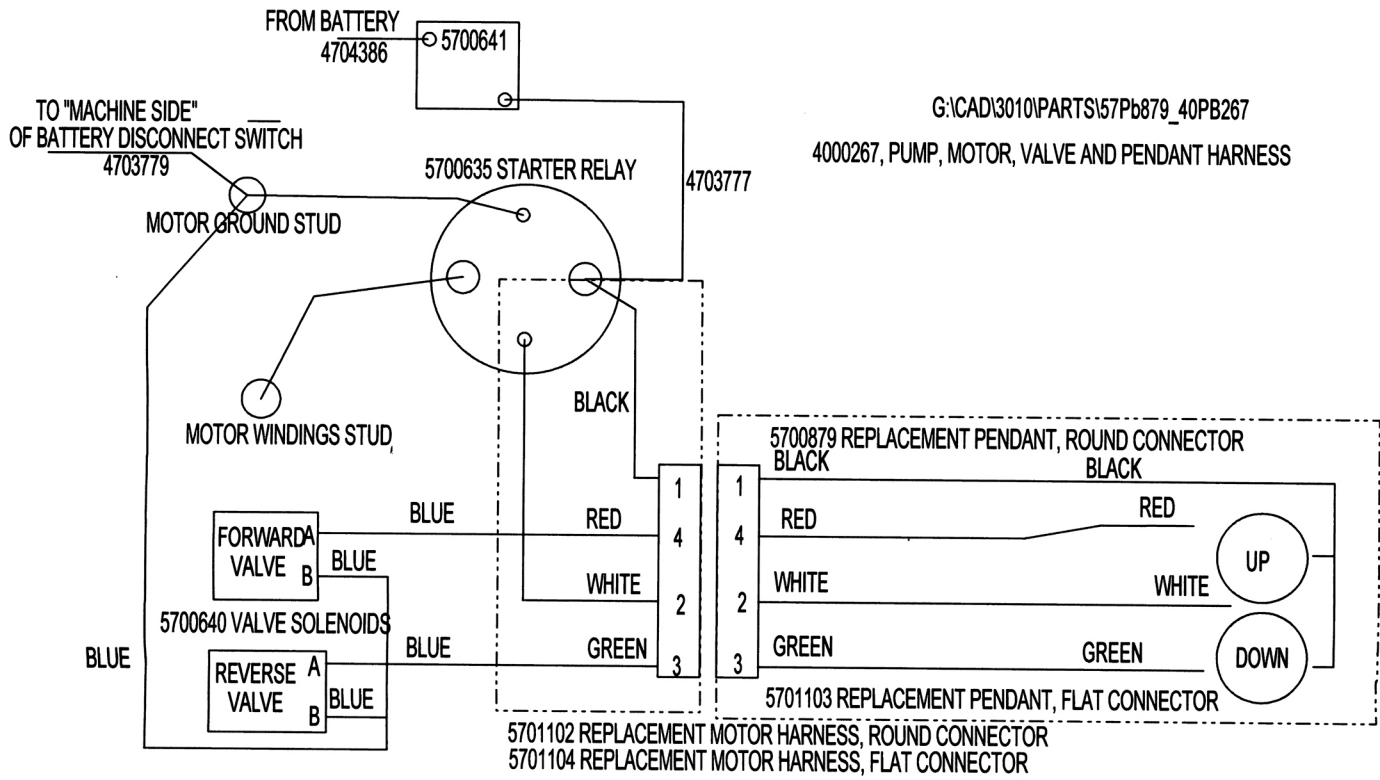




**3010 HAMMER ROD PULLER OPTION**

ITEM	PART	QTY.	PART DESCRIPTION
	<b>4703786</b>		<b>HMMR\ROD\PLLR\KIT\3010</b>
1	3800453	2	FTG\3/4MORX9/16MJIC\90
2	3800757	2	FTG\9/16MORX9/16MJIC\90
3	4000267	1	UNIT\PWR\24V\W/2QT RSVR
4	4000303	1	VALVE\HYD\CART\3POS,4WAY
5	4100030	3	PIN 1" X 3-1/2" HYD. CYL.
6	4100241	1	CYL\HYD\2X24\1-1/4RD\CTD
	4100228		KIT\SEAL\CYL\HYD\2\1-1/4RD\CTD for 4100241
6A	4100334	1	CYL\HYD\2X24\1-1/4RD\RAM
	4100093		KIT\SEAL\CYL\HYD\RAM for 4100334
7	4703971	1	BRKT\PULL\ROD
8	4703972	1	SL\BRKT\PULL\ROD
9	4703973	1	CUP\PUSH\ROD
10	4703991	1	DECK\SRVC\RD_PLLR
11	4800107	10	PIN\HAIR\1/8(#9)
12	4800284	4	PIN\CLEVIS\5/8X3
13	4800600	1	BOLT\EYE\5/8X1-1-3/4\NC\1-3/8EYE\FORGED
14	5700635		RELAY\24V for 4000267
15	5700640	2	VALVE\HYD\SOL\24V\DELTROL
16	3701586	1	HOSE\HYD\1/4X60\9/16FJCX7/16FJC PORTA POWER TO ROD PULLER
17	3701587	1	HOSE\HYD\1/4X84\9/16FJCX7/16FJC PORTA POWER TO ROD PULLER
20	7501176		CAP\3/8PT\BRTHR\W/DPSTCK for 4000267

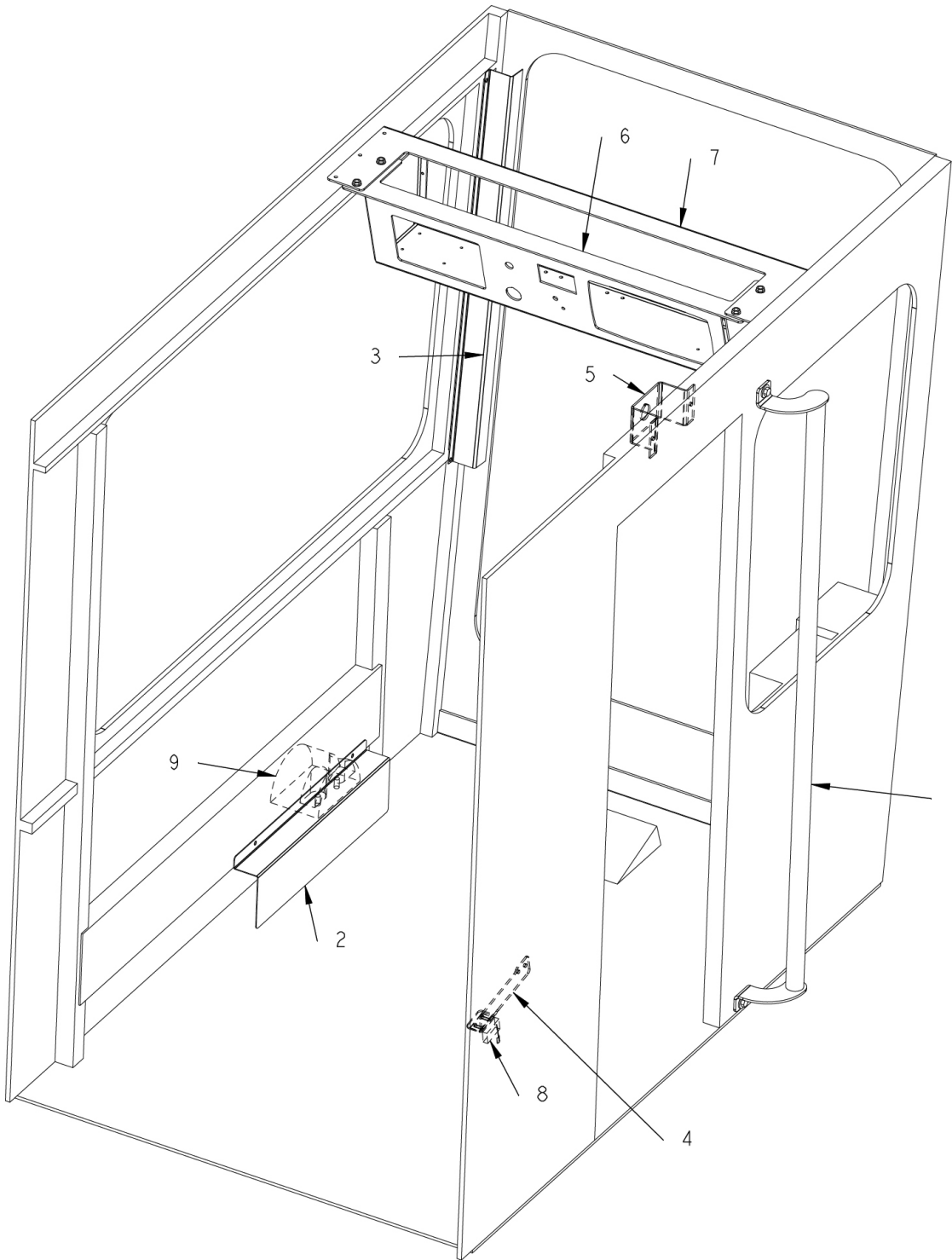
**3010 HAMMER ROD PULLER OPTION SCHEMATIC**



**3010 HAMMER ROD PULLER OPTION SCHEMATIC**

<b>PART</b>	<b>QTY.</b>	<b>PART DESCRIPTION</b>
<b>4703786</b>		<b>HMMR\ROD\PLLR\KIT\3010</b>
		<b>SINGLE BREAKER VERSION</b>
4703777	1	CBL\BATT\30\#4\POS\1/4RING\3/8 RING
4703779	1	CBL\BATT\50\2/0\NEG\1/2RING\3/8 RING
4704386	1	CBL\BATT\30\#4\POS\1/2& 1/4 RING TERMS
5700291	1	BRKR\CRCT\10A\AUTO\TYPE1
5700343	1	ENCL\BOOT\BRKR\CRCT\RED
5700523	1	DIODE\3AMP
5700601	1	HARN\HYD;ROD;PULLER
5700602	1	STATION\PENDANT\ASSY
5700641	1	BRKR\CRCT\150A\AUTO\SURF
		<b>INSTALLED PENDANT</b>
4703777	1	CBL\BATT\30\#4\POS\1/4RING\3/8 RING
4703779	1	CBL\BATT\50\2/0\NEG\1/2RING\3/8 RING
4704386	1	CBL\BATT\30\#4\POS\1/2& 1/4 RING TERMS
5700641	1	BRKR\CRCT\150A\AUTO\SURF
5700635	1	RELAY\24V\
5700640	2	VALVE\HYD\SOL\24V\DELTROL
5700879	1	HARN\SWITCH\POWER UNITW/ROUND PLUG
5701102	1	HARN\MOTOR\POWER UNITW/ROUND PLUG for 4000267
5701103	1	HARN\SWITCH\POWER UNITW/FLAT PLUG for 4000267
5701104	1	HARN\MOTOR\POWER UNITW/FLAT PLUG for 4000267

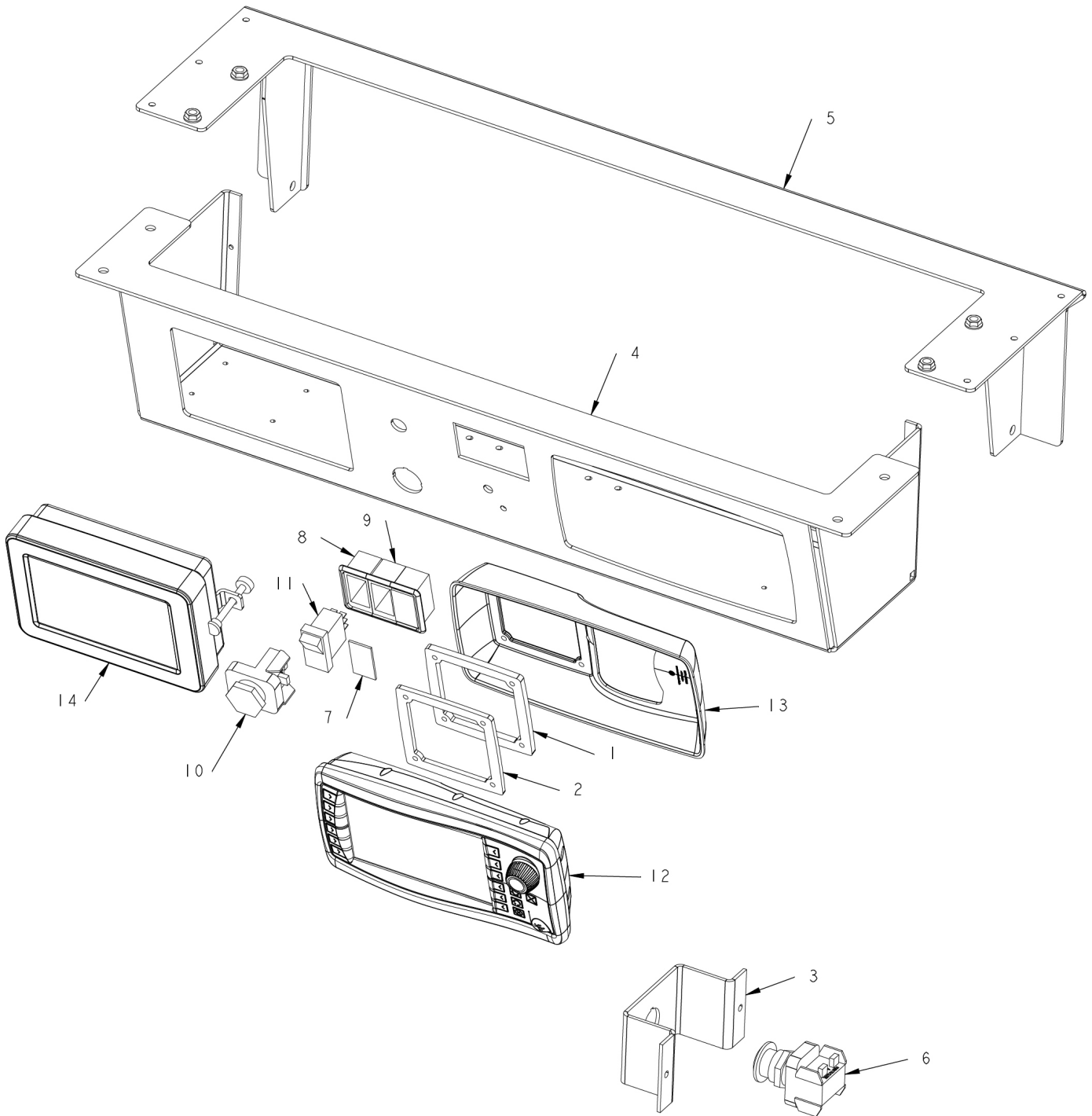
**GRAPPLE LOADER OPTION CAB**



**GRAPPLE LOADER OPTION CAB**

<b>ITEM</b>	<b>PART</b>	<b>QTY.</b>	<b>PART DESCRIPTION</b>
1	4502575	1	RAIL\HAND\CAB
2	4703348	1	SHLDWIRE\CAB
3	4703349	1	SHLDWIRE\CAB
4	4704427	1	BRKT\SW\SFTY\CAB\LOADER
5	4705040	1	BRCKT/E-STOP
6	4705741	1	PNL\CNTRL\CAB\LDR
7	4705742	1	BRKT\PANEL\CAB
8	5700493	1	SWITCH\LIMIT\B9111E1092
9	7501205	1	BUMPER\DOCK\HOOD

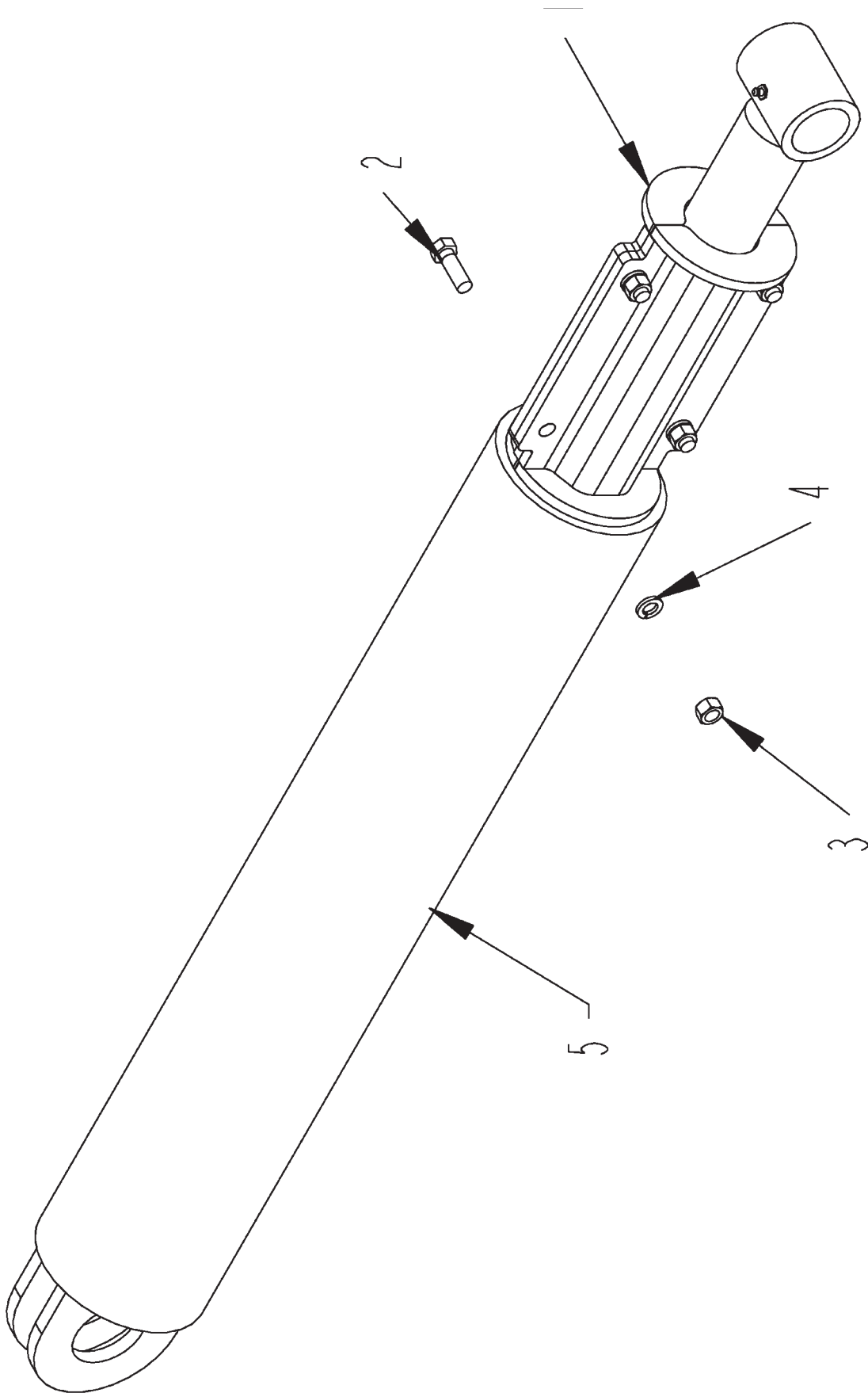
# GRAPPLE LOADER OPTION CAB SWITCHES AND GAUGES



**GRAPPLE LOADER OPTION CAB SWITCHES AND GAUGES**

<b>ITEM</b>	<b>PART</b>	<b>QTY.</b>	<b>PART DESCRIPTION</b>
1	4502913	1	SPACER\A6S_DISPLAY\25
2	4502914	1	SPACER\A6S_DISPLAY\7GA
3	4705040	1	BRCKT/E-STOP
4	4705741	1	PNL\CNTRL\CAB\LDR
5	4705742	1	BRKT\PANEL\CAB
6	5700028	1	SWITCH\MAINT\PB\RED\MUSH
7	5700329	2	SWITCH\RCKR\PLUG
8	5700333	2	SWITCH\RCKR\MNT\PNL\MTPL
9	5700448	1	SWITCH\RCKR\MNT\PNL\MDDL
10	5700514	1	SWITCH\MOM\PB\GRN\1NO
11	5700542	1	SWITCH\RCKR\DPDT\24VUNLIT\15A\MOMNTRYW/RASED BRCKT
12	5701188	1	DISPLAY\WACHENDORF\A6
13	5701228	1	KIT\MTG\DISPLAY\WACHENDORF\A6
14	5701235	1	DSPLY\PREM\CAT

**GRAPPLE LOADER OPTION - GRAPPLE STOP**

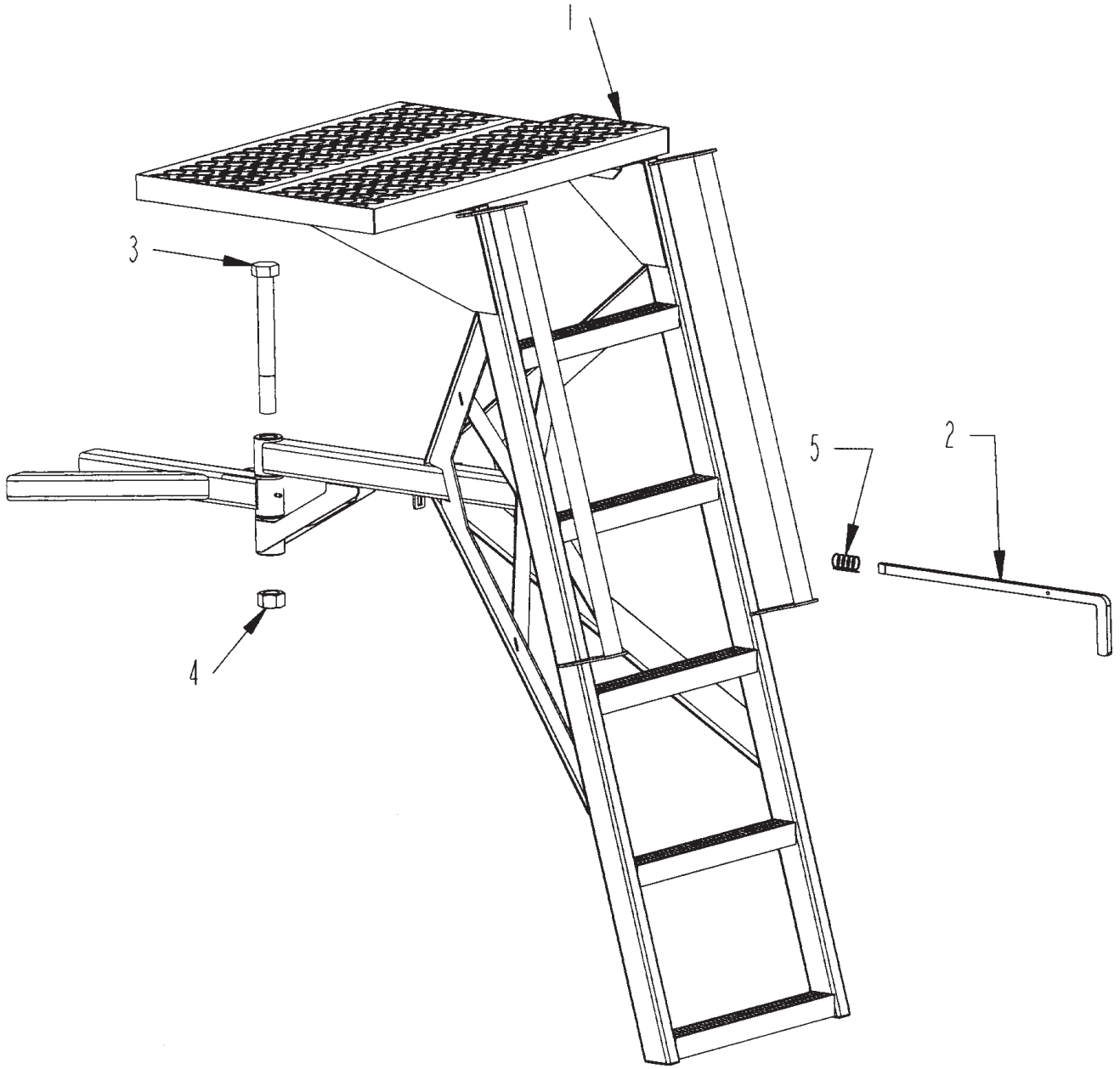




**GRAPPLE LOADER OPTION - GRAPPLE STOP**

<b>ITEM</b>	<b>PART</b>	<b>QTY.</b>	<b>PART DESCRIPTION</b>
1	4501849	2	STOP\CYL\GRPPL\1150
2	4800082	4	BOLT\HEX\1/2X1-1/2
3	4900001	4	NUT\HEX\1/2\NC
4	5000006	4	WASH\LOCK\1/2
5		1	CYLINDERS SUPPLIED BY OTHERS

**GRAPPLE LOADER OPTION CAB LADDER**



**GRAPPLE LOADER OPTION CAB LADDER**

<b>ITEM</b>	<b>PART</b>	<b>QTY.</b>	<b>PART DESCRIPTION</b>
1	4703494	1	LDDR\CAB\GRPPL
2	4703495	1	PL\STOP\LDDR
3	4800933	1	BOLT\HEX\1-1/4X11\GR5\NC
4	4900048	1	NUT\HEX\1-1/4\NC
5	6100048	1	SPRNG\249OT\13/16ID\1-5/16OD\2-3/8LOA

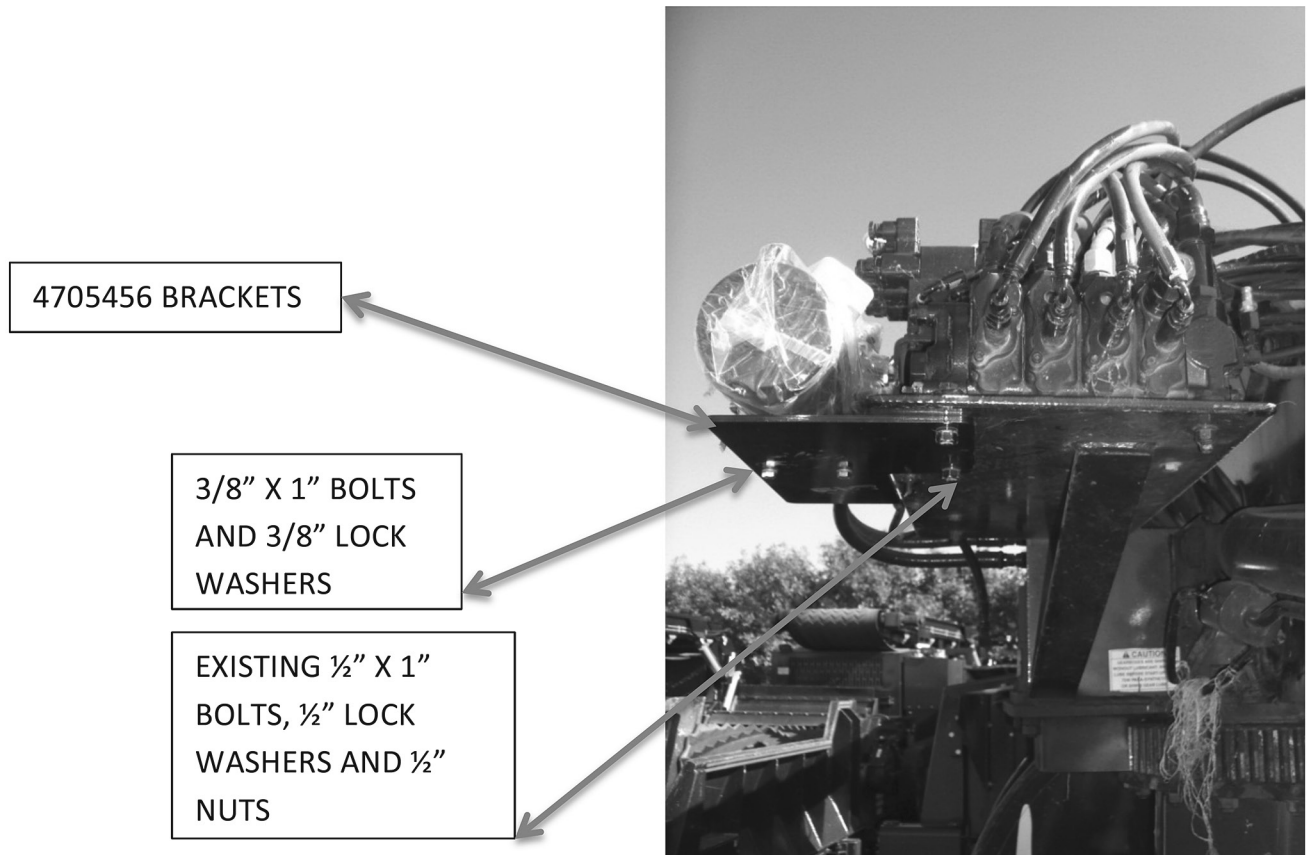
**4704135 HOOD LOADER POWER UNIT KIT**

**\*\* This power unit system is only to be used to lower the cab in emergency situations. \*\***

**PARTS LIST**


<b>PART</b>	<b>QTY.</b>	<b>DESCRIPTION</b>
<b>4704135</b>		<b>OPTION\UNIT\POWER\HOODLOADER</b>
0501045	1	INSTRKIT\UNIT\POWER\HOODLOADER
3701401	2	HOSE\HYD\1/4X30\7/16FJICX9/16FJIC
3800757	2	FTG\9/16MORX9/16MJIC\90
3800966	2	FTG\7/16FJICSX7/16MJICX7/16MJIC\RUN;TEE
4000267	1	UNIT\PWR\24V\W/2QT RSVR\W\VALVE&PENDANT
4705016	1	CBL\BATT\60\#4\POS\1/2RING\1/4 RING
4705017	1	CBL\BATT\372\#4\POS\3/8RING\1/4 RING
4705018	1	CBL\BATT\372\#4\NEG\3/8RING\1/4 RING
4705456	1	BRKT\UNIT\POWER\HOODLOADER
4800003	2	BOLT\HEX\3/8X1
4800277	2	BOLT\HEX\1/4X1
4900084	2	NUT\TPLCK\1/4\NC
5000019	2	WASH\LOCK\3/8
5700821	1	BRKR\CRCT\60A\MAN;RESET\SURF

**FIGURE 1**




1. Assemble bracket (4705456) to existing bracket as shown in figure 1 with existing bolts, washers and nuts.
2. Assemble power unit (4000267) to bracket (4705456) as shown in figure 1 with (2) 3/8" x 1" bolts and 3/8" lock washers.

FIGURE 2



3. Assemble (2) fittings (3800757) into power unit ports and connect (2) hydraulic hoses (3701401) to fittings 3800757 as shown.





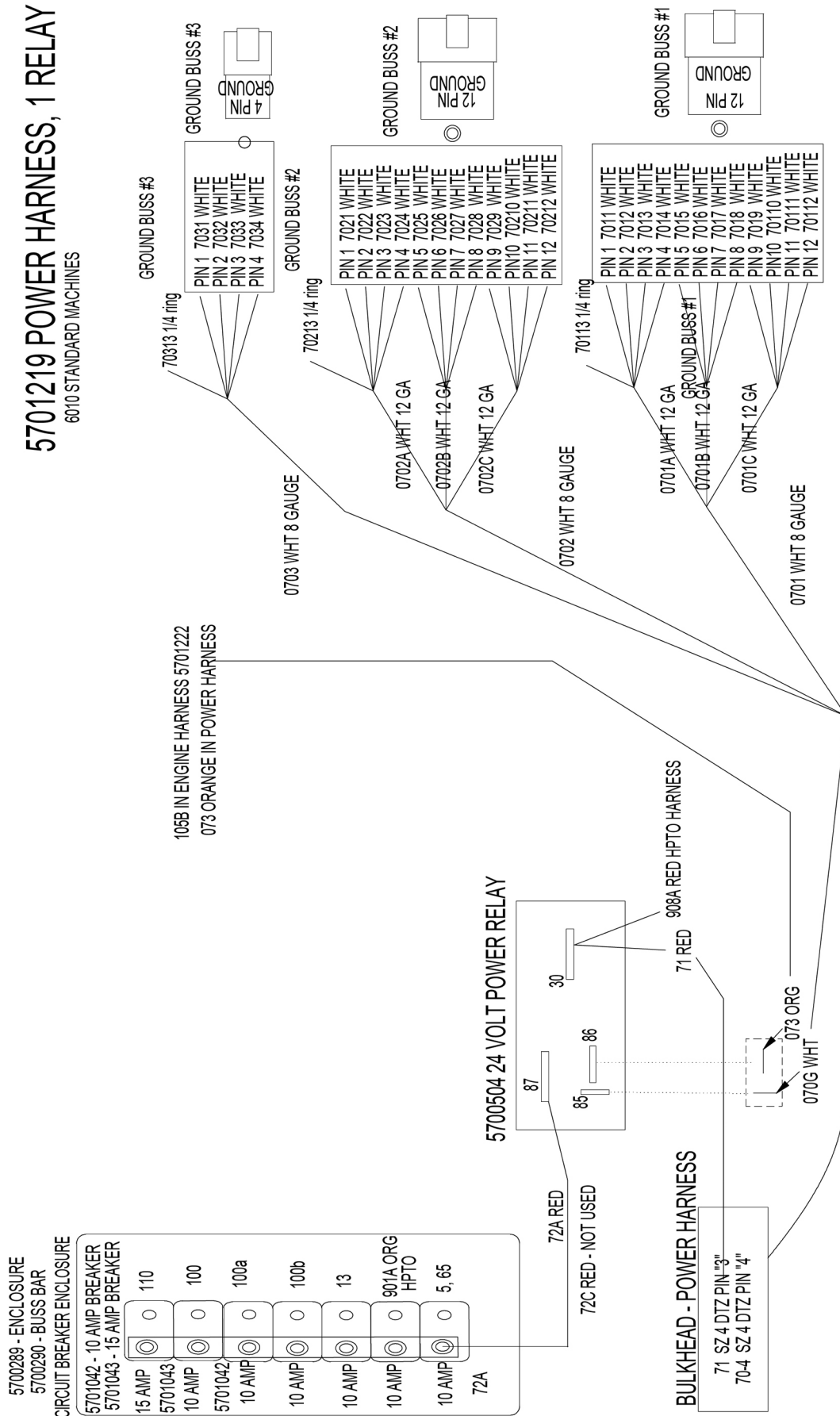
# OMNEX RADIO REMOTE CONTROL

PART	QTY.	PART DESCRIPTION
5701194		RADIO\REMOTE\OMNEX\T1140R260
5701195	1	RADIO\REMOTE\OMNEX\T1140\2.4GHZ
5701196	1	RADIO\REMOTE\OMNEX\R260\2.4GHZ
5701197	1	RADIO\REMOTE\ANTNA&CBL\6FT\2.4GHZ
5701198	1	RADIO\REMOTE\LANYARD



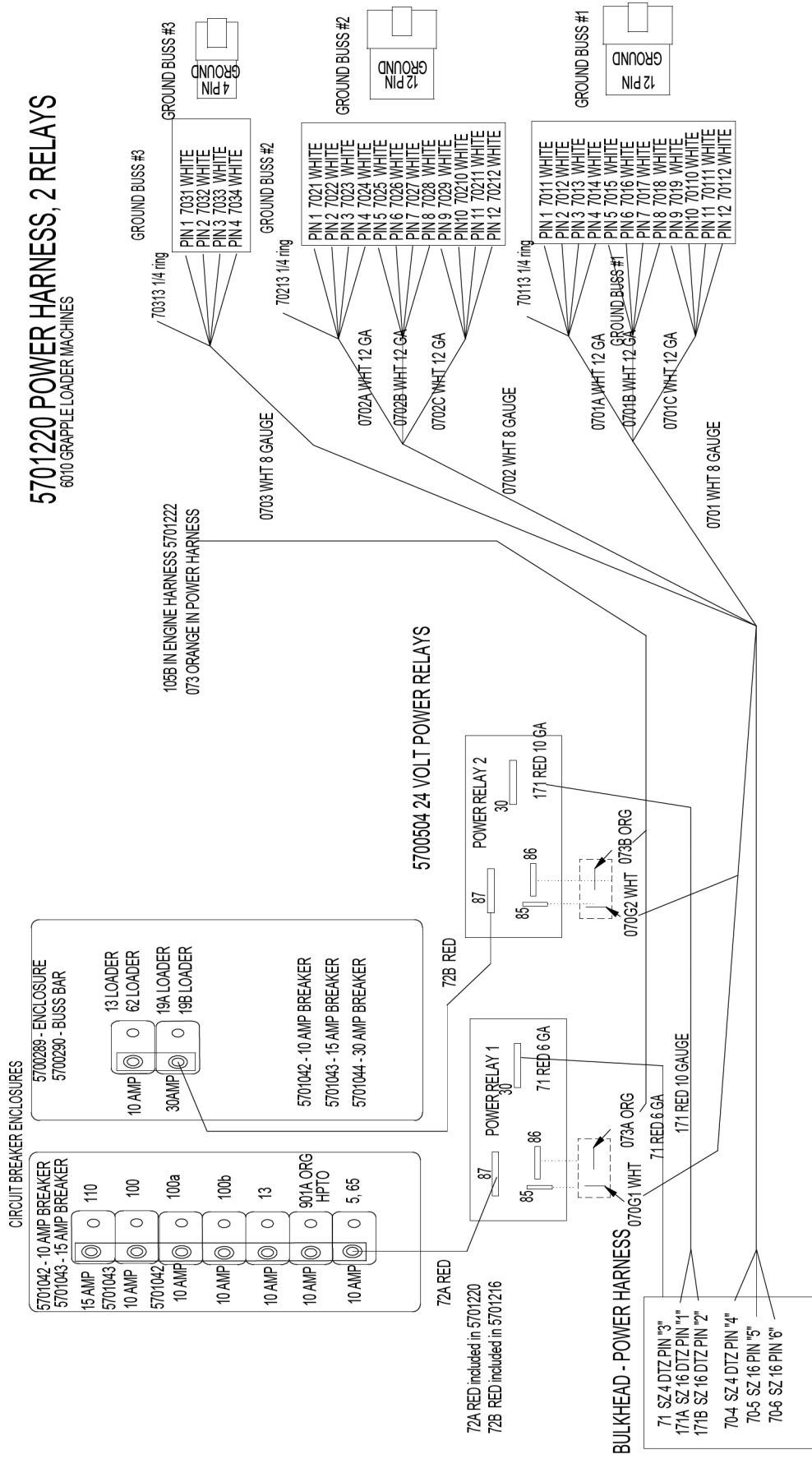
# 5701219 POWER HARNESS, 1 RELAY

6010 STANDARD MACHINES

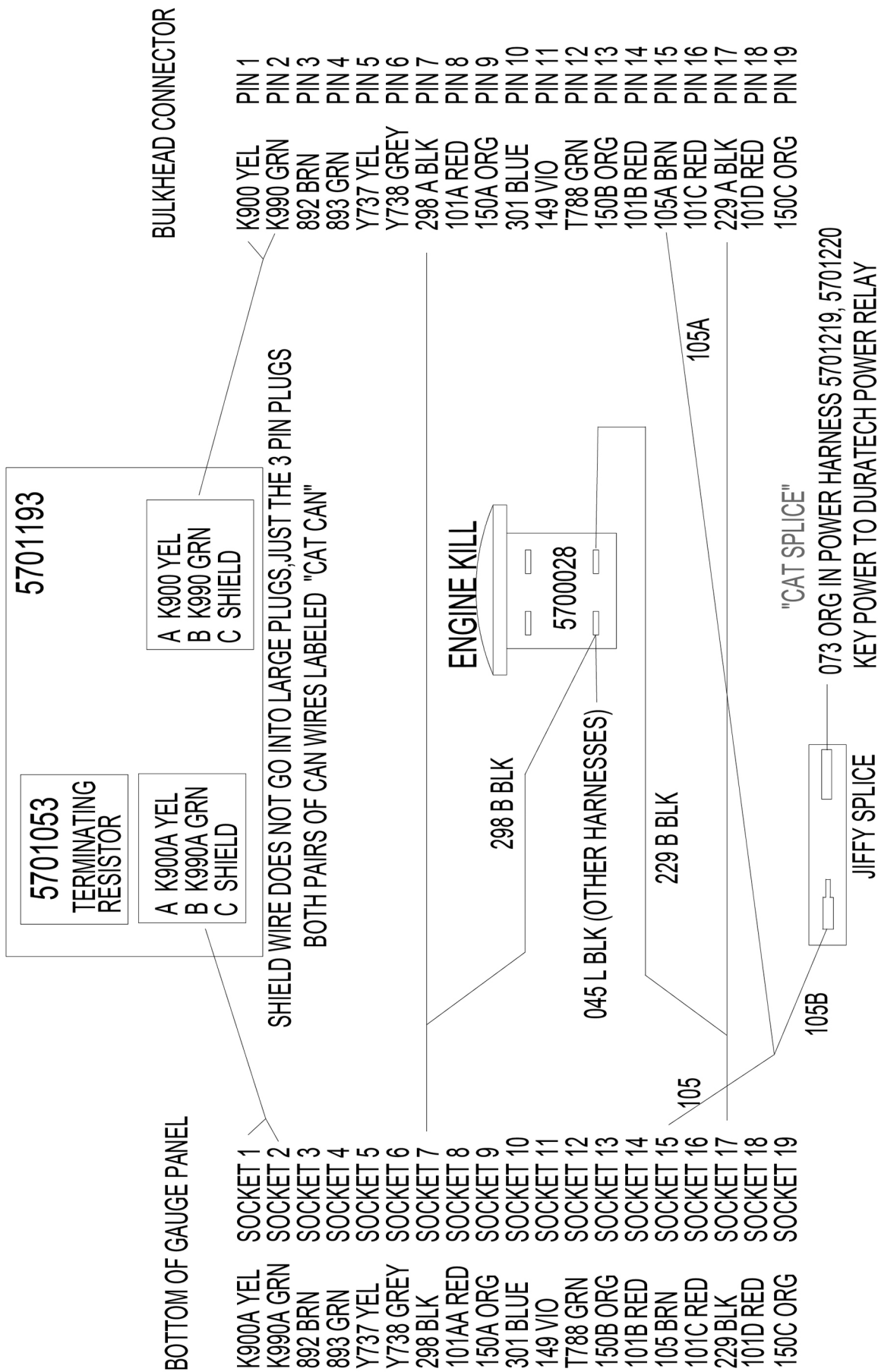




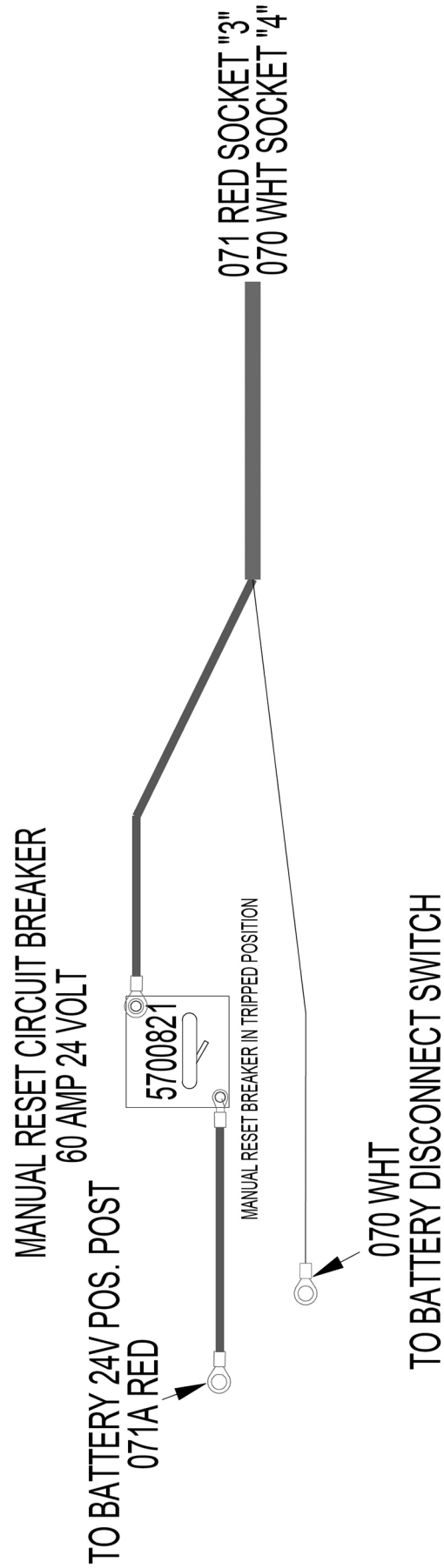
**5701220 POWER HARNESS, 2 RELAYS**  
8010 GRAPPLE LOADER MACHINES



5701222  
TUB GRINDER, BULKHEAD PANEL, CATERPILLAR ENGINE TIER 4 CONTROL PANEL JUMPER

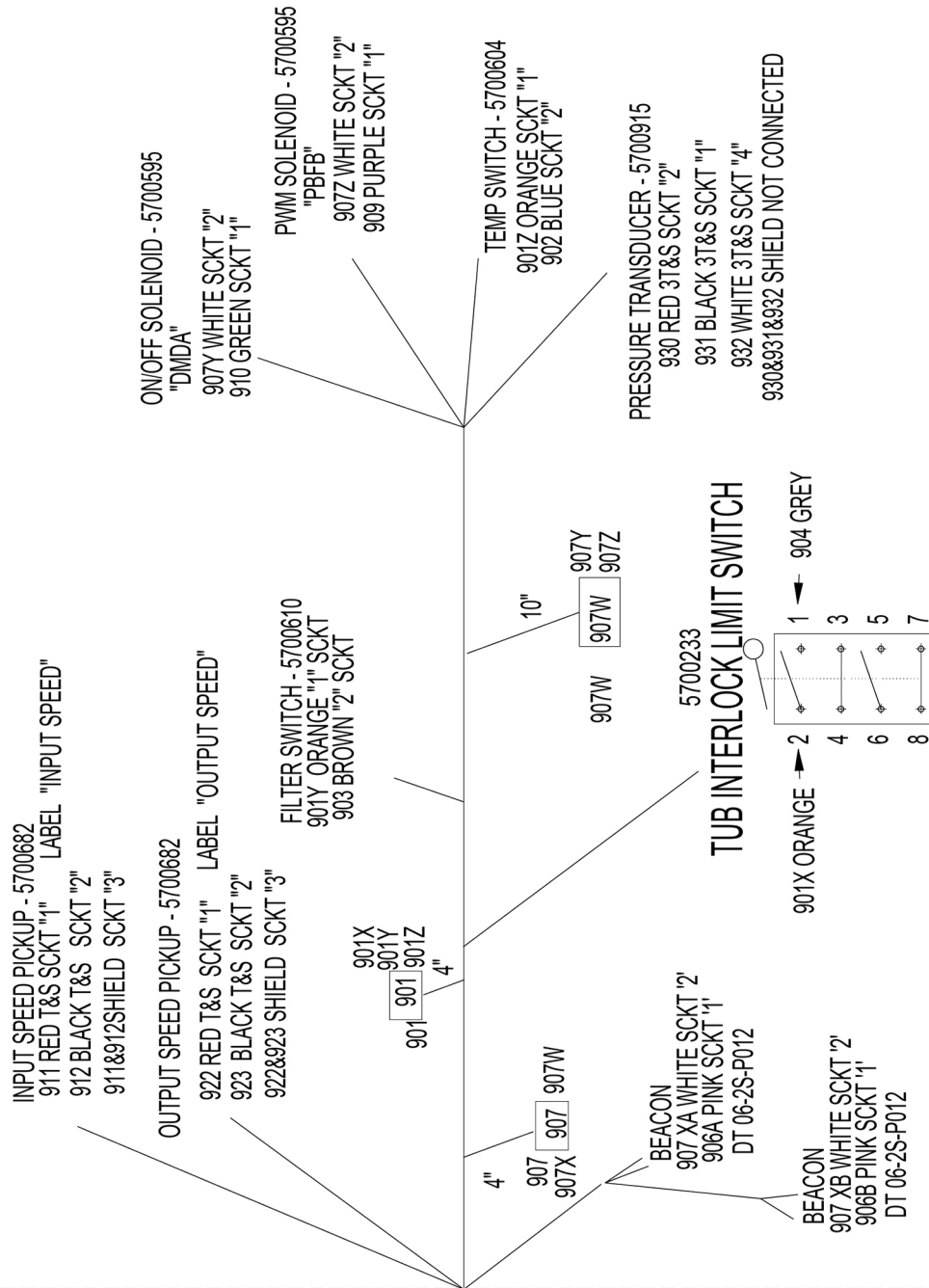


# 5701224 6010/1150 POWER HARNESS

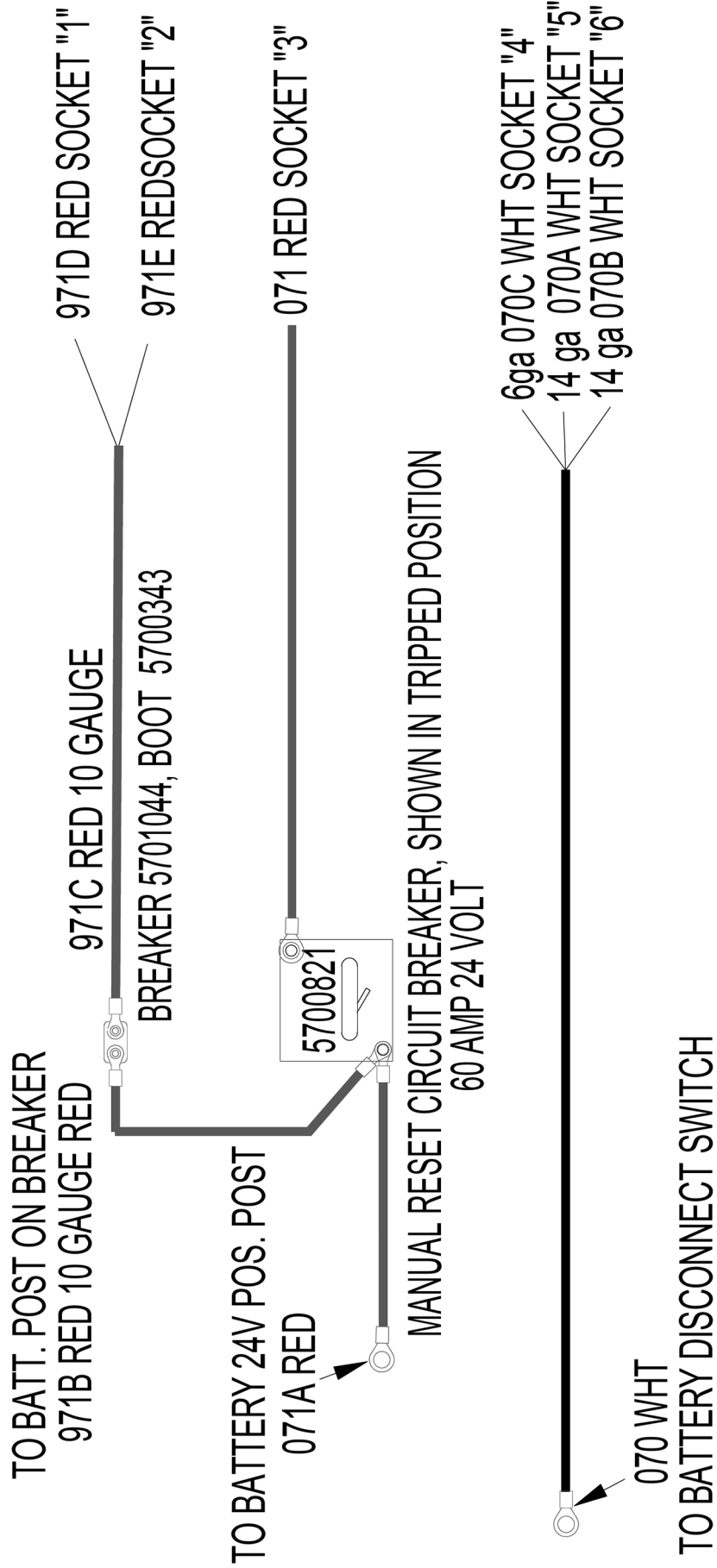


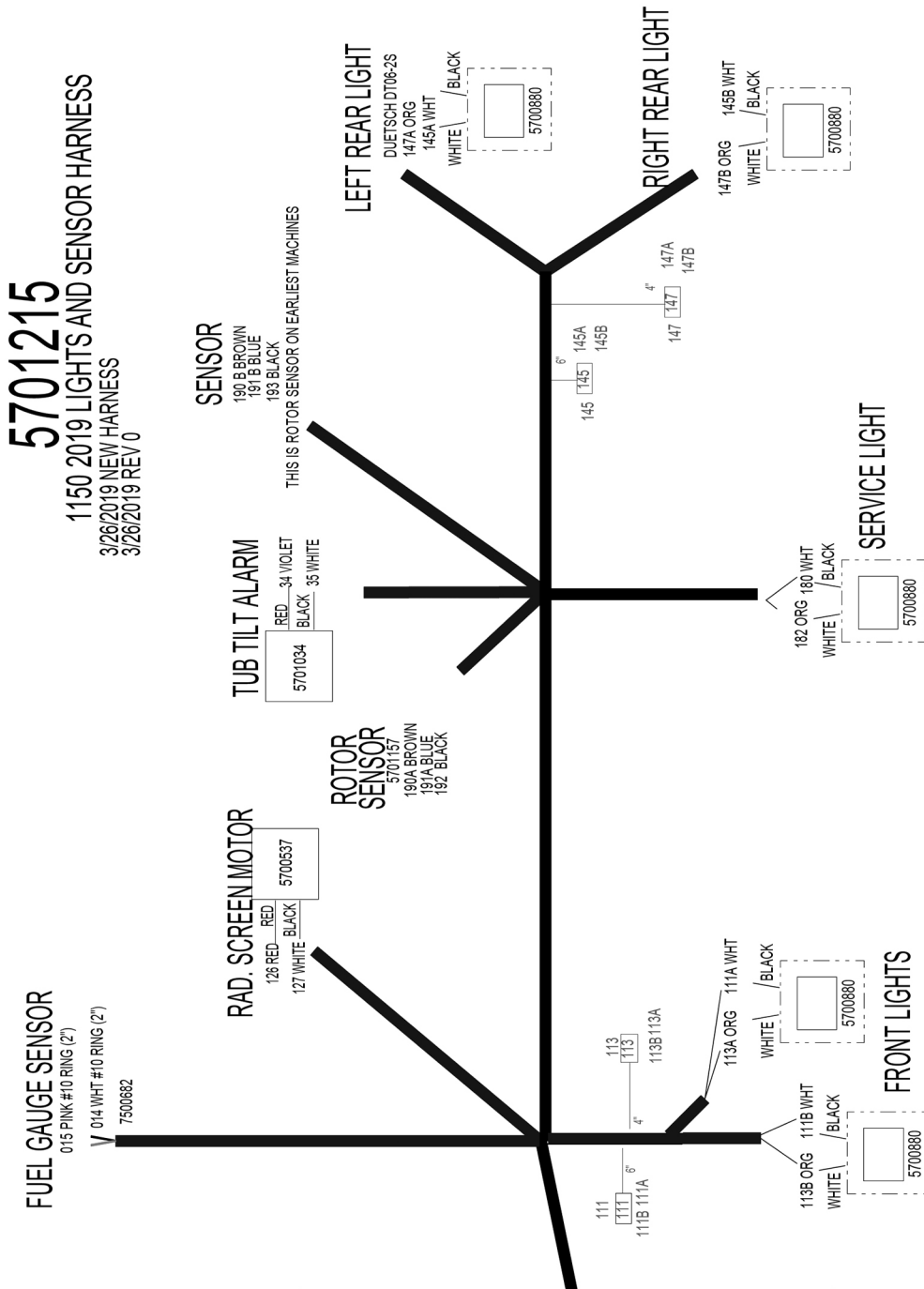
# 5700985 tub grinders 15FX CLUTCH

BULKHEAD	HD36-24-23 ST-059
A- 901 ORG	
B- 902 BLUE	
C- 903 BRN	
D- 904 GREY	
E- 906A PINK	
F- 907C WHITE	
G- 909 VIO	
H- 910 GRN	
J- 911 RED SHIELDED	
K- 912 BLACK SHIELDED	
L- 911-912 SHIELD	
M- 922 RED SHIELDED	
N- 923 BLACK SHIELDED	
O- 922/923 SHIELD	
P- 930 REDSHIELDED	
Q- 931 BLACK SHIELDED	
R- 932 WHITE SHIELDED	
S- 930/931/932 SHIELD	



# 5701225 6010/1150 GRAPPLE LOADER POWER HARNESS





# 5701215

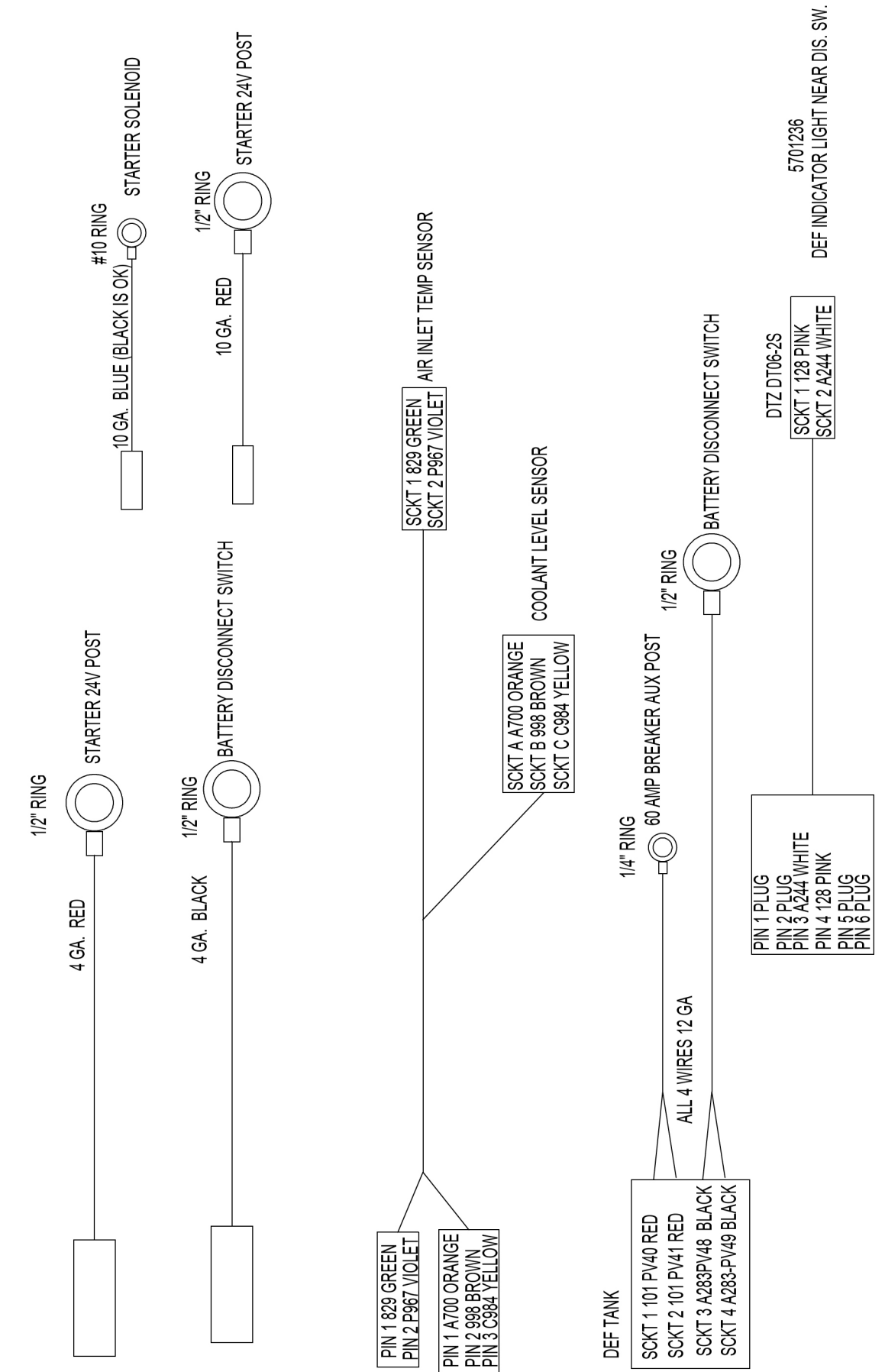
1150 2019 LIGHTS AND SENSOR HARNESS  
 3/26/2019 NEW HARNESS  
 3/26/2019 REV 0

**BULKHEAD**  
 HD 36-24-31-5T-059

PIN 1	014 WHT
PIN 2	015 PINK
PIN 3	034 VIOLET
PIN 4	035 WHT (ALARM GROUND, COULD SPLICE)
PIN 5	111 WHT (FRNT LGHT GND KEEP SEPARATE)
PIN 6	113 ORG
PIN 7	126 VIOLET
PIN 8	127 WHT (RAD SCRNMTR GND, KEEP SEPARATE)
PIN 9	145 WHT (REAR LGHT GND, KEEP SEPARATE)
PIN 10	147 ORG
PIN 11	160 WHT
PIN 12	182 ORG
PIN 13	190 A BROWN
PIN 14	191 A BLUE
PIN 15	307 WHITE
PIN 16	307Z WHITE
PIN 17	308 BLACK
PIN 18	190 B BROWN
PIN 19	191 B BLUE
PIN 20	396 ORANGE
PIN 21	397 VIOLET
PIN 22	PLUG
PIN 23	PLUG
PIN 24	192 SHIELD
PIN 25	192 BLACK
PIN 26	PLUG
PIN 27	PLUG
PIN 28	PLUG
PIN 29	PLUG
PIN 30	193 BLACK
PIN 31	193 SHIELD

# 5701227

## 1150/3010 2019 ENGINE HARNESSES



5701236  
DEF INDICATOR LIGHT NEAR DIS. SW.



**DECALS**

<p><b>WARNING</b></p> <p><b>No Riders</b></p> <p>Serious personal injury could result from riding on the machine.</p>	<p><b>ADVERTENCIA</b></p> <p><b>Pasajeros Prohibidos</b></p> <p>Podrían resultar lesiones personales graves al viajar en la máquina.</p>
---	--

6500043

<p>ROTATION</p> <p>NOIIVIOU</p>	<p>ROTACION</p> <p>NOIIVIOU</p>
---------------------------------	---------------------------------

6500056

<p><b>DANGER</b></p> <p><b>OBJECTS THROWN BY MACHINE</b></p> <p>Do not operate without wearing safety glasses and a hard hat. Keep all unauthorized personnel out of grinding area!</p>	<p><b>PELIGRO</b></p> <p><b>OBJETOS LANZADOS POR LA MÁQUINA</b></p> <p>No opere esta máquina sin llevar puestos los anteojos de seguridad y el casco. Mantenga al personal no autorizado fuera del área de esmerillado!</p>
---	---

6500118

**DIESEL FUEL**


6500123

**HYDRAULIC OIL**

6500124



650244, 6500342



6500245

<p><b>WARNING</b></p> <p><b>OVERHEAD CONVEYOR HAZARD</b></p> <p>To prevent serious injury or death, Do not walk under conveyor at any time. Always stay clear of overhead conveyor rollers, chains, and bearings. Lower conveyor when not in use. Keep others away.</p>	<p><b>ADVERTENCIA</b></p> <p><b>PELIGRO DE CINTA TRANSPORTADORA ELEVADA</b></p> <p>Para evitar lesiones graves o la muerte, No camine por debajo de la cinta transportadora en ningún momento. Siempre manténgase alejado de las cintas transportadoras cuando no estén en uso. Baje la cinta transportadora cuando no esté en uso. Manténgase alejado de otras personas.</p>
---	---

6500214

<p><b>WARNING</b></p> <p><b>OVERHEAD CONVEYOR HAZARD</b></p> <p>To prevent serious injury or death, Do not walk under conveyor at any time. Always stay clear of overhead conveyor rollers, chains, and bearings. Lower conveyor when not in use. Keep others away.</p>	<p><b>ADVERTENCIA</b></p> <p><b>PELIGRO DE CINTA TRANSPORTADORA ELEVADA</b></p> <p>Para evitar lesiones graves o la muerte, No camine por debajo de la cinta transportadora en ningún momento. Siempre manténgase alejado de las cintas transportadoras cuando no estén en uso. Baje la cinta transportadora cuando no esté en uso. Manténgase alejado de otras personas.</p>
---	---

6500215

<p><b>DANGER</b></p> <p><b>ELECTROCUTION HAZARD</b></p> <p>To prevent serious injury or death from electrocution: Stay away from power lines when operating boom loader, folding and raising conveyors, and transporting on roads. This machine is not grounded, electrocution may occur without direct contact.</p>	<p><b>PELIGRO</b></p> <p><b>PELIGRO DE ELECTROCUCIÓN</b></p> <p>Para evitar lesiones graves o la muerte por electrocución: Permanezca alejado de las líneas de electricidad al operar el cargador con brazo de tazo, las cintas transportadoras de plegado e izado y el transporte por caminos. Esta máquina no tiene conexión a tierra y puede producirse la electrocución sin contacto directo.</p>
--	---

6500216

<p><b>WARNING</b></p> <p><b>HIGH-PRESSURE FLUID HAZARD</b></p> <p>To prevent serious injury or death: Relieve pressure on system before repairing, adjusting or disconnecting. Wear proper hand and eye protection when searching for leaks. Use wood or cardboard instead of hands. Keep all components in good repair.</p>
--

6500220

<p><b>OPEN CAP SLOWLY</b></p> <p><b>CONTENTS MAY BE UNDER PRESSURE</b></p>
--

6500371


6500497

<p><b>WARNING</b></p> <p><b>FOR YOUR PROTECTION AND SAFETY OF OTHERS, FOLLOW THESE SAFETY RULES.</b></p> <ol style="list-style-type: none"> <li>Read and understand operator manual before operating machine.</li> <li>Place all controls in neutral, stop engine, remove ignition key, lock out power source, and wait for all motion to stop before servicing, adjusting, repairing, or unloading.</li> <li>Read and understand all decals on machine for your safety.</li> <li>Keep all children in place while machine is in operation.</li> <li>Keep hands, feet, hair, and clothing away from moving parts.</li> <li>Keep others away from machine while in operation.</li> <li>Install safety locks before transporting, or working beneath components.</li> <li>Do not allow riders at any time.</li> <li>Do not leave machine unattended with engine running.</li> <li>Keep all hydraulic lines, couplings, and fittings free of leaks during operation.</li> <li>Keep away from overhead electrical lines. Electrocution can occur without direct contact.</li> <li>Review safety instructions periodically.</li> </ol>	<p><b>ADVERTENCIA</b></p> <p><b>PARA SU PROTECCIÓN Y LA SEGURIDAD DE OTROS, OBSERVE ESTAS NORMAS DE SEGURIDAD.</b></p> <ol style="list-style-type: none"> <li>Lea y comprenda el manual del operador antes de operar la máquina.</li> <li>Coloque todos los controles en punto neutro, apague el motor, retire la llave de encendido, cierre la alimentación de electricidad y espere si que se detenga toda el movimiento antes de proceder al servicio, ajuste, reparación o descargado.</li> <li>Lea y comprenda todas las calcomanías adheridas a la máquina para su seguridad.</li> <li>Mantenga a los niños en su lugar mientras la máquina está en funcionamiento.</li> <li>Mantenga los brazos, pies, cabeza y ropa lejos de las partes en movimiento.</li> <li>Mantenga a otras personas alejadas de la máquina en funcionamiento.</li> <li>Instale los dispositivos de seguridad antes de proceder al transporte o a trabajar.</li> <li>No permita que otros operen la máquina sin su supervisión.</li> <li>No deje a ni niños sin supervisión con el motor encendido.</li> <li>Mantenga todas las líneas hidráulicas, accesorios y accesorios sin fugas durante el funcionamiento.</li> <li>Permanezca alejado de las líneas eléctricas elevadas. Puede producirse la electrocución sin contacto directo.</li> <li>Analice las instrucciones de seguridad en forma periódica.</li> </ol>
---	---

6500208

<p><b>WARNING</b></p> <p><b>OPEN CAP SLOWLY</b></p> <p><b>CONTENTS MAY BE UNDER PRESSURE</b></p>
--

6500253

6500300

<p><b>BATTERY CONNECT</b></p> <p><b>ON</b></p> <p><b>OFF</b></p>
--

6500373

<p><b>WARNING</b></p> <p><b>THROWN OBJECT HAZARD</b></p> <p>To prevent serious injury or death, DO NOT STAND OR WALK BEHIND TURNING COMPONENTS.</p>	<p><b>ADVERTENCIA</b></p> <p><b>PELIGRO DE OBJETOS DESPEDIDOS</b></p> <p>NO ESTE DE PIE O CAMBIEE DETRÁS DE COMPONENTES QUE GIREN.</p>
---	--

6500209

<p><b>DANGER</b></p> <p><b>ROTATING PART HAZARD</b></p> <p>STAY OUT OF THE DRIVEN/DRIVING PARTS.</p>	<p><b>PELIGRO</b></p> <p><b>PELIGRO DE PARTE GIRATORIA</b></p> <p>PERMANezca FUERA DE LAS PARTES QUE SE GIREN.</p>
--	--

6500212

	<p><b>WARNING</b></p> <p><b>Pinch Point</b></p> <p><b>Stay back</b></p>
--	---

6500339

<p><b>WARNING</b></p> <p><b>CHECK FOR FIRES, CLEAN OFF DEBRIS, SWITCH OFF BATTERY</b></p> <p>NEVER leave this machine unattended until all potential fire debris is removed, no fire or smoldering exists, and battery is shut off. Remove all flammable debris from engine, shielding, control panel, under machine and anywhere material is collected.</p> <p>Duratech Industries is not responsible for fires caused by hazards left to smolder and burn, or improper shutdown procedures.</p>
---

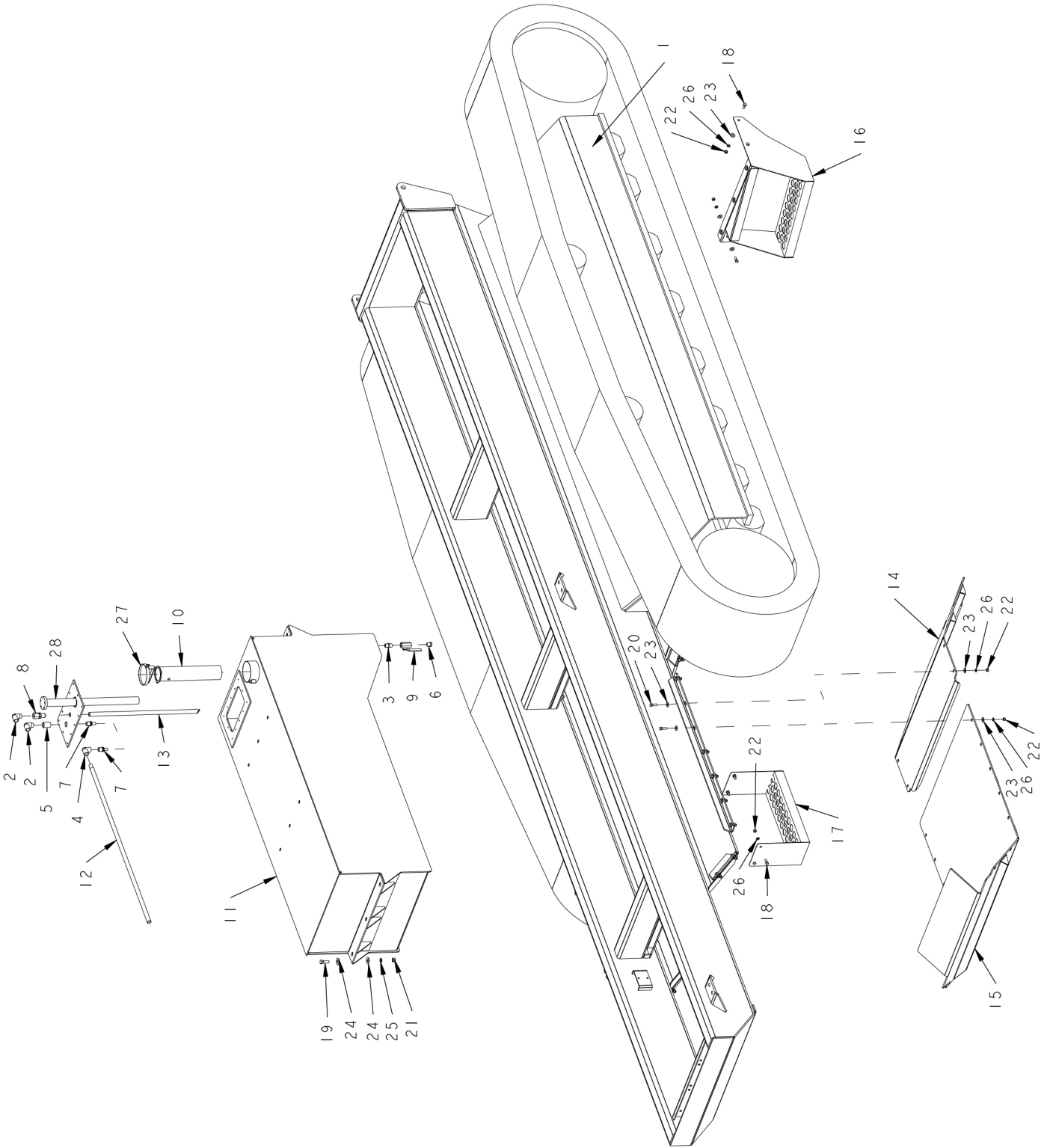
6500425



**DECALS**

<b>PART</b>	<b>QTY.</b>	<b>PART DESCRIPTION</b>
<b>6500586</b>		<b>DECAL\KIT\6010</b>
6500043	1	DECAL\WARN\NO;RIDERS
6500056	2	DECAL\INFO\ROTATION\STR
6500118	1	DECAL\DNGR\OBJECTS;THROWN
6500123	1	DECAL\INFO\DIESEL;FUEL
6500124	1	DECAL\INFO\HYD;OIL
6500208	1	DECAL\WARN\GENERAL
6500209	1	DECAL\WARN\THROWN;OBJCT;>
6500212	1	DECAL\WARN\ROTATING;PRT;>
6500214	2	DECAL\WARN\OVRHED;CNVYR;>
6500215	2	DECAL\WARN\FOLDNG;CNVYR;>
6500216	2	DECAL\WARN\ELEC;HAZARD
6500220	1	DECAL\WARN\HI;PRESS;FLUID
6500244	2	DECAL\LOGO\DURA\9\SLVR
6500245	25 Ft	DECAL\MISC\TAPE\RED\WHT\>
6500253	1	DECAL\INFO\FLUID;LEVEL\>
6500300	25Ft	DECAL\LOGO\5.8\STRIPE\SLV
6500315	1	DECAL\INFO\CLEAN:ENG:COMP
6500339	2	DECAL\WARN\PINCH;POINT
6500342	2	DECAL\LOGO\DURATECH\4.5"
6500343	2	DECAL\LOGO\SWIRL\DOOR\SHROUD
6500371	1	DECAL\WARN\tANK\FUEL
6500373	1	DECAL\INFO\BATT;DISC
6500425	1	DECAL\WARN\FIRE\PREVENT
6500497	1	DECAL\EXTINGUISHER\FIRE
6500580	1	DECAL\LOGO\6010\MODEL
<b>NOT SHOWN</b>		
7500932		PAINT\SILVER\SPRAY\MET.
7500933		PAINT\BLUE\SPRAY\MET
7500984		PAINT\BLUE\GALLON

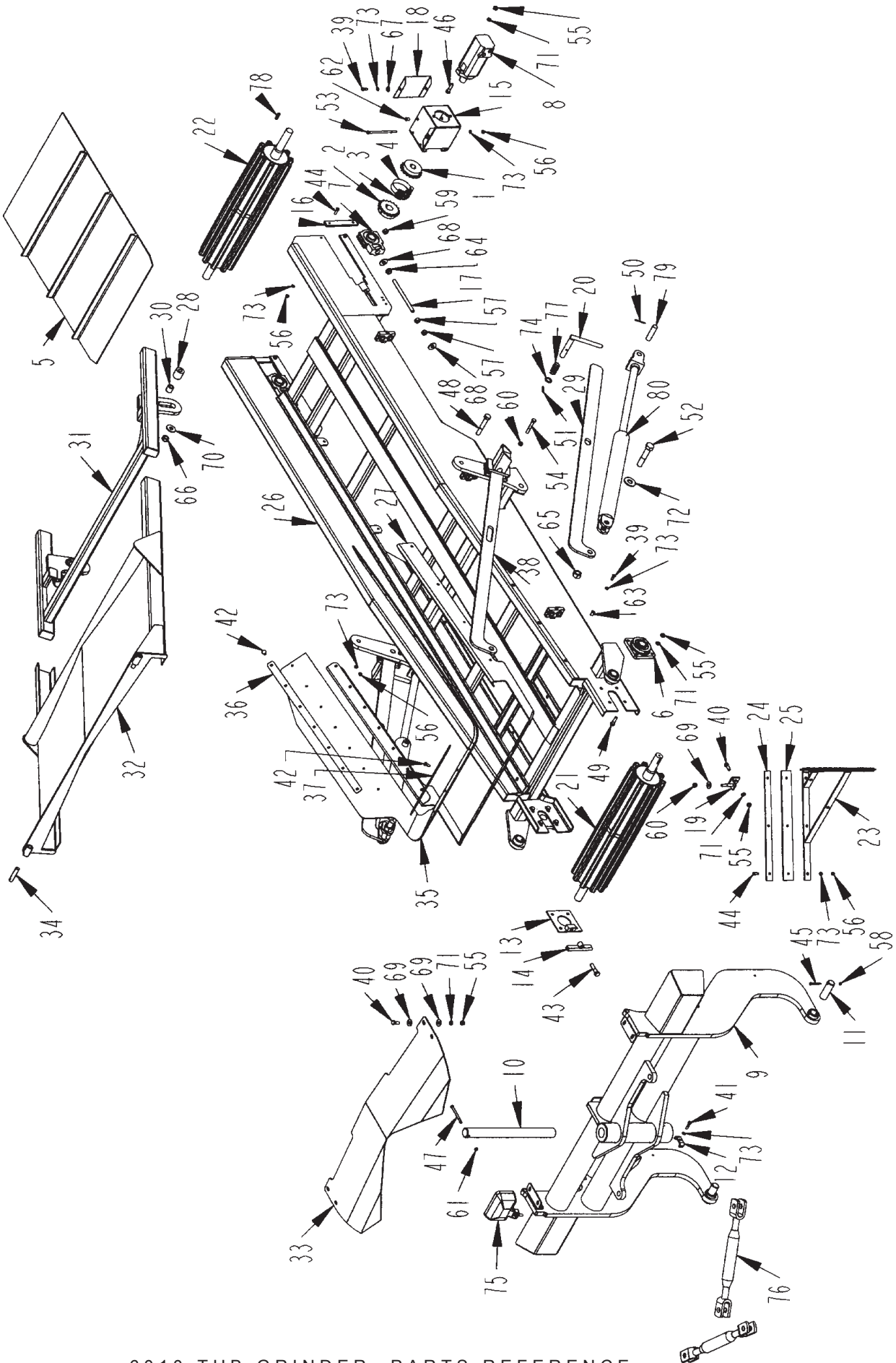
# TRACK FRAME AND FUEL TANK 6010 TRACK



**TRACK FRAME AND FUEL TANK 6010 TRACK**

<b>ITEM</b>	<b>PART</b>	<b>QTY.</b>	<b>PART DESCRIPTION</b>
1	0900130	1	TRACK\CAT\320L
2	3800008	2	FTG\1/2MPX1/2FP\90\ST;EL
3	3800086	1	FTG\1/2MPX1-1/2\NPL
4	3800165	1	FTG\1/2FPX1/2FP\90
5	3800322	1	FTG\1/2FP\CPLG\LW
6	3800360	1	FTG\1/2MP\PLUG\HEX
7	3800691	2	FTG\AIR\1/2MPX1/2PSHLCK\BRASS
8	3800706	1	FTG\7/8MJICX1/2FP\BULKHEAD
9	4000193	1	VALVE\BALL\1/2\LW\BRS
10	4703108	1	TUBE\FILL\INNER\FUEL
11	4703481	1	TANK\FUEL
12	4703482	1	PIPE\RETURN\TANK\FUEL
13	4703483	1	TUBE\SUCTION\TANK\FUEL
14	4703484	1	PL\SKID\3010T
15	4703491	1	PL\SKID\3010T
16	4704608	1	LDDR\SERV\RTR
17	4704609	1	EXT\STEP\RAD\PLTFRM
18	4800003	11	BOLT\HEX\3/8X1
19	4800082	6	BOLT\HEX\1/2X1-1/2
20	4800098	24	BOLT\HEX\3/8X1-1/4\NC
21	4900001	6	NUT\HEX\1/2\NC
22	4900002	35	NUT\HEX\3/8\NC
23	5000001	60	WASH\FLAT\3/8
24	5000004	12	WASH\FLAT\1/2
25	5000006	6	WASH\LOCK\1/2
26	5000019	35	WASH\LOCK\3/8
27	7500811	1	CAP\FUEL\LOW_PRESS_RELIEF
28	7501568	1	GAUGE\FUEL\SENDING\19"

# DISCHARGE CONVEYOR 6010 TRACK



**DISCHARGE CONVEYOR 6010 TRACK**

ITEM	PART	QTY.	PART DESCRIPTION
1	1000054	1	SPKT\60\B\18\1-1/4\5/16KW
2	1000081	1	SPKT\60\B\18\1-1/2\3/8KW
3	1100064	1	CHAIN\60DBL\CL
4	1100066	1	CHAIN\60DBL\17
5	1700214	1	BELT\CNVYR\30X277.25\CLTD
6	2000303	2	BRG\FLG\1-1/2\BOLT
7	2000320	2	BRG\TUJ\1-1/2\W-ECC\BSEAL
8	3900010	1	MTR\HYD\24\2000\SAE;A
9	4501373	1	FRM\SWIVEL\CNVYR\DISCH
10	4501381	1	PIN\PIVOT\CNVYR\SWING
11	4501765	2	PIN\PIVOT\CNVYR\DISCH
12	4700776	2	CLMP\HOSE\3/8
13	4701528	1	BRKT\ADJ\TRACKING\CNVYR\DISCH
14	4701529	1	HOOK\ROD\ADJ\BELT\CNVYR\DISCH
15	4702203	1	BRKT\MTR\DRV\CNVYR
16	4702204	2	STRAP\REINFRG\GUIDE\BRG\CNVYR
17	4702205	2	BOLT\ADJ\RLLR\DRV\CNVYR
18	4702206	2	GUARD\SPKT\CPLG\DRV\CNVYR
19	4702473	2	SCRPR\BELT\CNVYR\DISCH
20	4702715	2	PIN\LOCK\CNVYR\DISCH
21	4703435	1	RLLR\IDLER\41-1/2X8\CNVYR\DISCH
22	4703437	1	RLLR\DRV\41-1/2X8\CNVYR\DIS
23	4703438	1	FRM\SCRPR\BELT\CNVYR\DISCH
24	4703443	2	FLT\DBL\SCRPR\CNVYR\DISCH
25	4703444	2	FLAT\SCRPR\PLASTIC\CNVYR\DISCH
26	4703486	1	CNVYR\DISC\3010T
27	4703487	2	BRKT\CHUTE\DISCH
28	4703488	2	TUBE\SPCR\HINGE\CVR\CNVYR
29	4703490	2	PL\STOP\CONV
30	4703626	2	BSHNG\SLIDR\CVR\CNVYR\DISCH
31	4703882	1	SHLD\CNVYR\DSCHR
32	4703883	1	CVR\SHLD\CNVYR\DSCHR
33	4703885	1	CVR\CNVYR\DSCHR
34	4703896	2	PIN\SHLD\CNVYR\DSCHR
35	4703900	2	HPPR\CNVYR\DISCH
36	4704208	2	BRKT\CHUTE\CNVYR\BELLY
37	4704209	1	BRKT\CHUTE\CNVYR\BELLY
38	4704619	opt.	PL\STOP\CONV\3.2M
39	4800003	12	BOLT\HEX\3/8X1
40	4800018	6	BOLT\HEX\1/2X1-1/4
41	4800034	2	BOLT\HEX\3/8X1-1/2
42	4800053	18	BOLT\CRG\3/8X1\NC
43	4800079	1	BOLT\HEX\5/8X2-1/2
44	4800098	10	BOLT\HEX\3/8X1-1/4\NC
45	4800101	2	BOLT\HEX\1/4X2-1/2
46	4800114	2	BOLT\HEX\1/2X2
47	4800152	1	BOLT\HEX\3/8X4-1/2

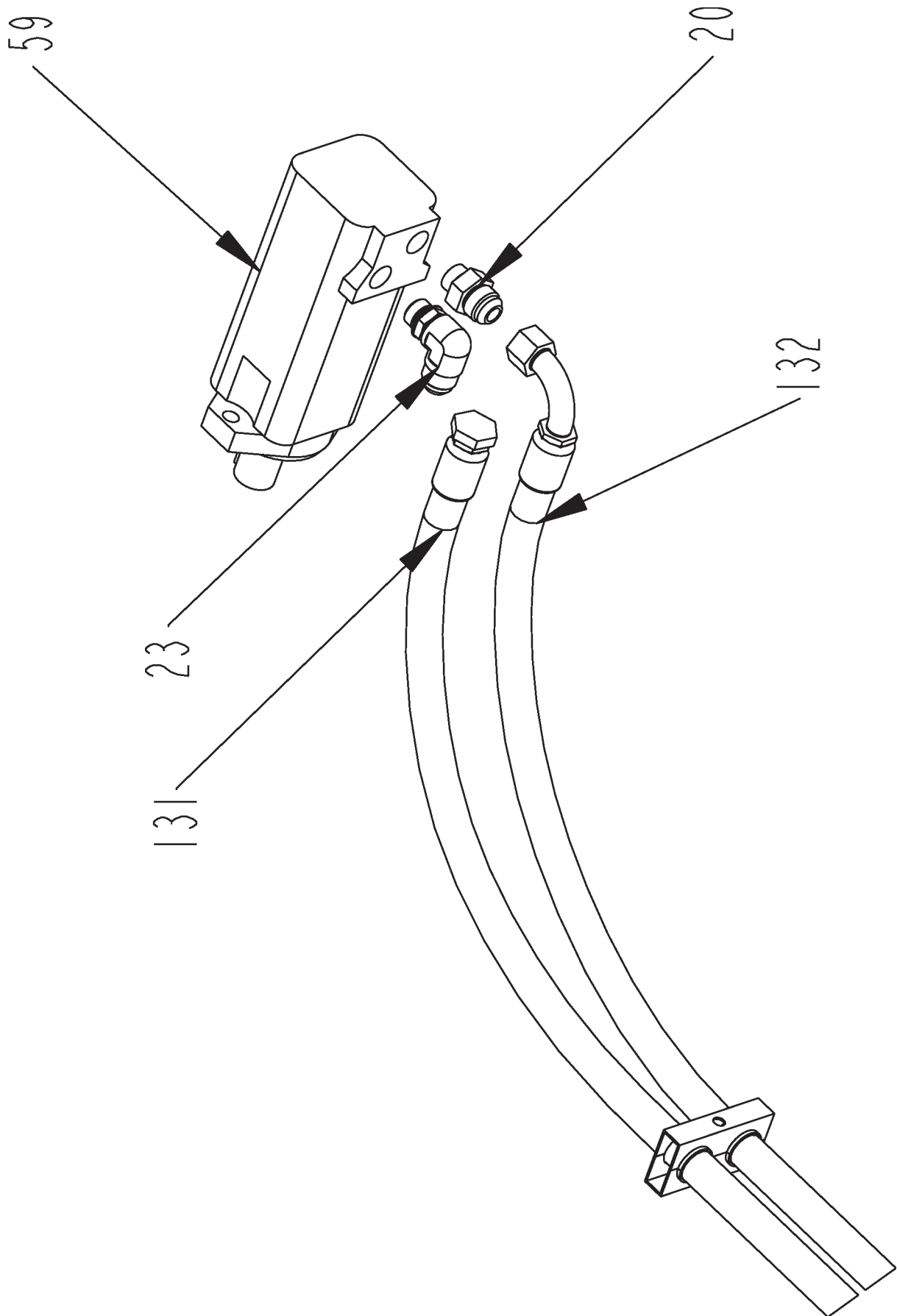
(CONTINUED ON NEXT PAGE)



**DISCHARGE CONVEYOR - TRACK**

ITEM	PART	QTY.	PART DESCRIPTION
48	4800173	2	BOLT\HEX\3/4X4-5/8
49	4800178	8	BOLT\HEX\1/2X1-3/4
50	4800203	4	PIN\COT\5/32X2
51	4800267	2	PIN\RLLD\1/4X1-3/4
52	4800546	2	BOLT\HEX\1X5\NC
53	4800580	2	BOLT\HEX\3/8X7
54	4800592	2	BOLT\HEX\1/2X3-1/4
55	4900001	16	NUT\HEX\1/2\NC
56	4900002	30	NUT\HEX\3/8\NC
57	4900005	4	NUT\HEX\5/8\NC
58	4900009	2	NUT\HEX\1/4\NC
59	4900012	2	NUT\TPLCK\5/8\NC
60	4900014	4	NUT\TPLCK\1/2\NC
61	4900023	1	NUT\TPLCK\3/8\NC
62	4900082	4	NUT\INSERT\3/8\027X.150GR
63	4900083	8	NUT\INSERT\3/8\LONG\0.15-0.312\(.418/CD)
64	4900110	2	NUT\FLG\SERR\5/8\NC
65	4900127	2	NUT\TPLCK\1\NC
66	4900139	2	NUT\TPLCK\3/4\GR8\NC
67	5000001	4	WASH\FLAT\3/8
68	5000002	6	WASH\FLAT\5/8
69	5000004	10	WASH\FLAT\1/2
70	5000005	2	WASH\FLAT\3/4
71	5000006	16	WASH\LOCK\1/2
72	5000014	2	WASH\FLAT\1
73	5000019	44	WASH\LOCK\3/8
74	5000040	2	WASH\BUSH;MACH\1
75	5700317	2	LAMP\HALOGEN\4X6\24V
76	5800619	2	JACK\RATCHET\20\CLOSED
77	6100048	2	SPRNG\249OT\13/16ID\1-5/16OD\2-3/8LOA
78	6200007	1	KEY\SQ\3/8X1-1/2
79	8900107	2	PIN\1\3-5/8
80	4100203	2	CYL\HYD\3X24\1-1/2ROD

**DISCHARGE ORBIT MOTOR 6010 TRACK (SHORT CONVEYOR OPTION)**

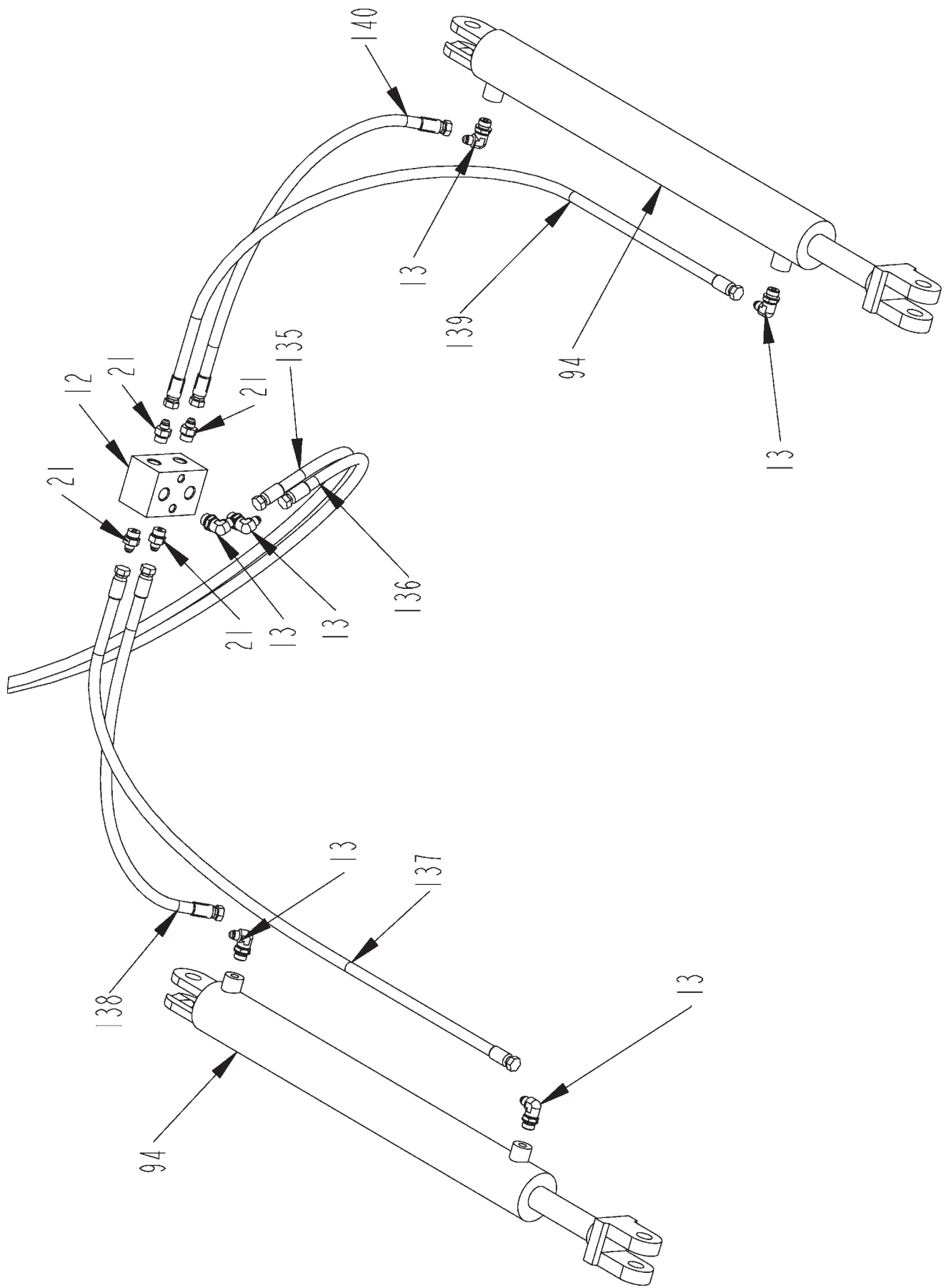




**DISCHARGE ORBIT MOTOR 6010 TRACK (SHORT CONVEYOR OPTION)**

<b>ITEM</b>	<b>PART</b>	<b>QTY.</b>	<b>PART DESCRIPTION</b>
20	3800527	10	FTG\7/8MORX1-1/16MJIC\ST
23	3800535	3	FTG\7/8MORX1-1/16MJIC\90
59	3900010	1	MTR\HYD\24\2000\SAE;A
131		1	TBD SHORT CONVEYOR INSIDE PORT DISCHARGE TO OUTSIDE PORT BELLY ORBIT
132		1	TBD SHORT CONVEYOR OUTSIDE PORT DISCHARGE TO LOWER 3/4 TUBE LINE

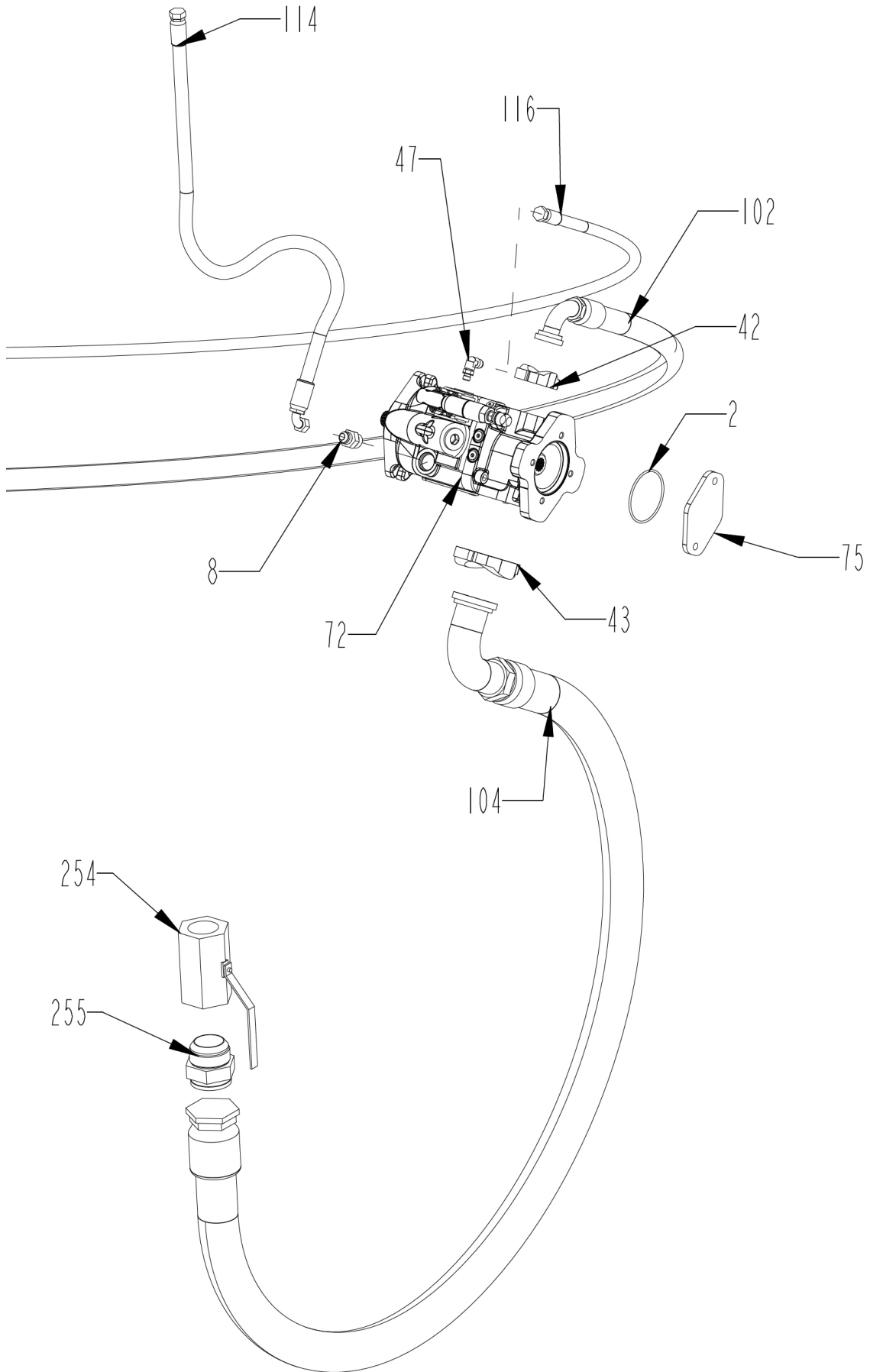
CONVEYOR LIFT CYLINDER 6010 TRACK (SHORT CONVEYOR OPTION)



**CONVEYOR LIFT CYLINDER 6010 TRACK (SHORT CONVEYOR OPTION)**

<b>ITEM</b>	<b>PART</b>	<b>QTY.</b>	<b>PART DESCRIPTION</b>
12	3800428	1	MNFLD\DBL;TEE\BLK\3/4FOR
13	3800453	14	FTG\3/4MORX9/16MJIC\90
21	3800530	6	FTG\3/4MORX9/16MJIC\ST
94	4100203	2	CYL\HYD\3X24\1-1/2ROD
135	3700766	1	HOSE\HYD\3/8X78\3/4MJCX9/16FJC TOP 1/2 TUBE LINE TO TOP PORT DIVIDER BLOCK
136	3700766	1	HOSE\HYD\3/8X78\3/4MJCX9/16FJC LOWER 1/2 TUBE LINE TO LOWER PORT DIVIDER BLOCK
137	3700765	1	HOSE\HYD\3/8X62\9/16FJICS LH ROD END TO UPPER PORT DIVIDER BLOCK
138	3700895	1	HOSE\HYD\3/8X30\9/16FJICS LH CAP END TO LOWER PORT DIVIDER BLOCK
139	3700765	1	HOSE\HYD\3/8X62\9/16FJICS RH ROD END TO UPPER PORT DIVIDER BLOCK
140	3700895	1	HOSE\HYD\3/8X30\9/16FJICS RH CAP END TO LOWER PORT DIVIDER BLOCK

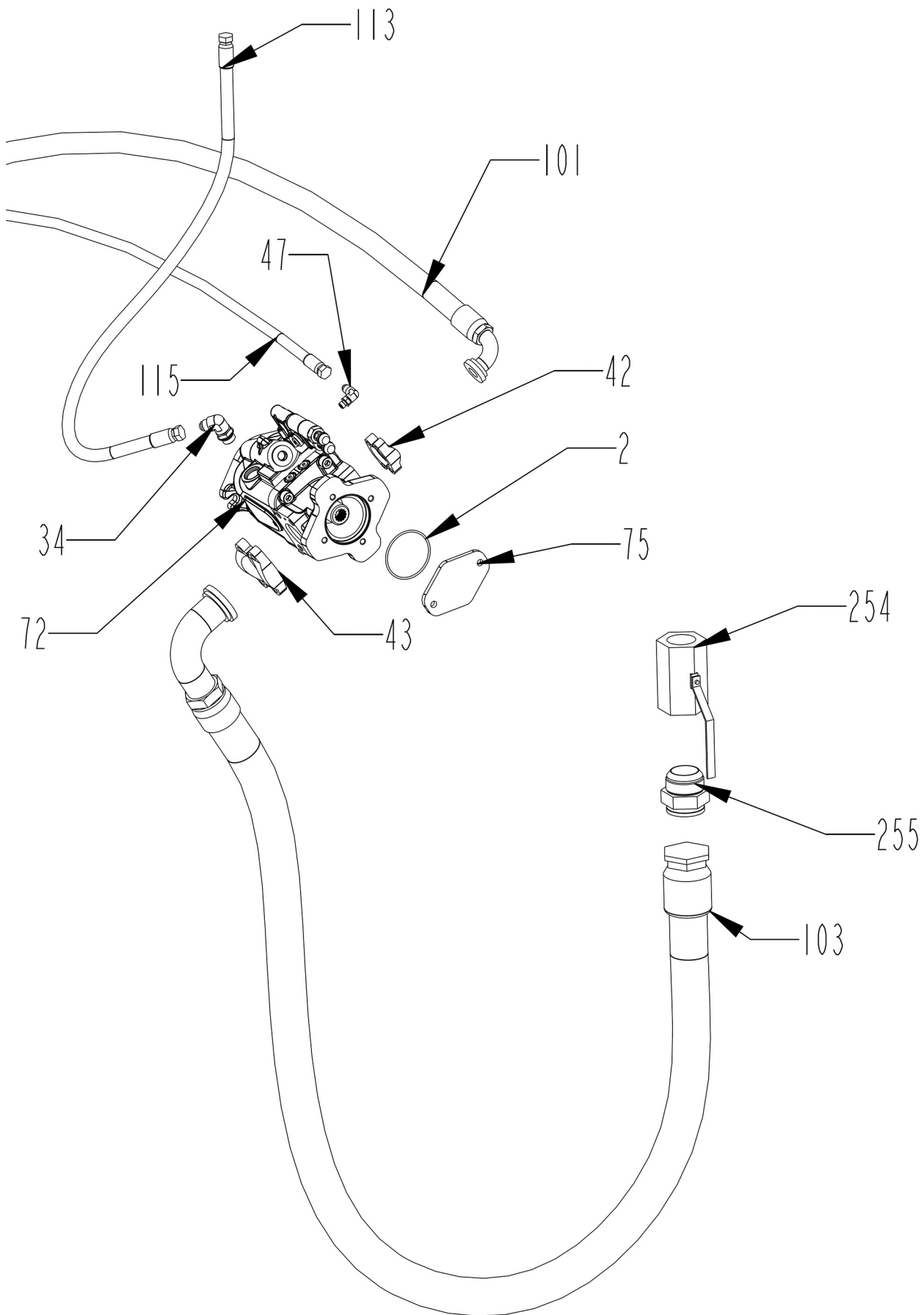
**RH TRACK PUMP & CLUTCH PUMP 6010 TRACK**



**RH TRACK PUMP & CLUTCH PUMP 6010 TRACK**

<b>ITEM</b>	<b>PART</b>	<b>QTY.</b>	<b>PART DESCRIPTION</b>
2	2001046	2	SEAL\O-RING
8	3800328	1	FTG\7/8MORX3/4MJIC\ADPT
42	3800755	2	CLMP\FLANGE\SPLIT\#61\1-16
43	3800756	3	CLMP\FLANGE\SPLIT\#61\1-32
47	3800762	2	FTG\7/16MORX9/16MJIC\90
72	4200190	1	PUMP\HYD\3.8\LOAD;SENSE\RH
102	3701057	1	HOSE\HYD\1X180\1-5/16FJIC\1FLGX1BARB\HEW\FRRL\CODE61 P PORT RH CONROL VALVE TO RH PUMP
104	3701506	1	HOSE\HYD\2X32\2-1/2FJIC\2-1/2FLGX2-1/2BARB\HEW\FRRL\CODE61\90 RH PUMP SUCTION PORT TO LH TANK PORT BALL VALVE
114	3701011	1	HOSE\HYD\1/2X31\3/4FJICSX3/4FJIC90 RH PUMP CASE TO RH TANK PORT
116	3701537	1	HOSE\HYD\3/8X182\9/16FJICX9/16FJIC90 RH PUMP CASE TO RH TANK PORT
254	3800724	2	VALVE\BALL\2\2-1/2FOR\1/4 TURN\W/LOCK
255	3800752	4	FTG\2-1/2MORX2-1/2MJIC\ST

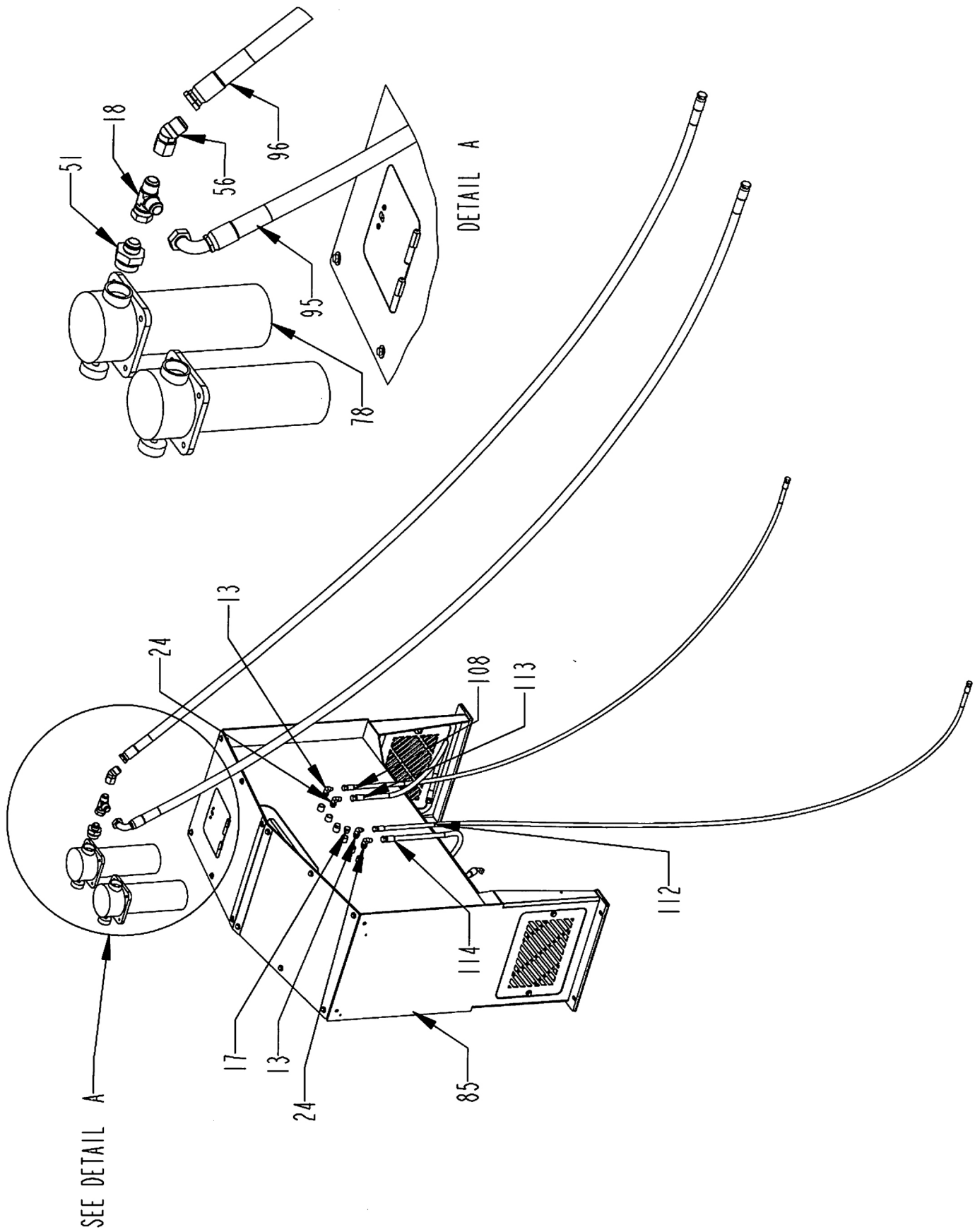
LH TRACK PUMP 6010 TRACK



**LH TRACK PUMP 6010 TRACK**

<b>ITEM</b>	<b>PART</b>	<b>QTY.</b>	<b>PART DESCRIPTION</b>
2	2001046	2	SEAL\O-RING
34	3800696	1	FTG\7/8MORX3/4MJIC\90
42	3800755	2	CLMP\FLANGE\SPLIT\#61\1-16
43	3800756	3	CLMP\FLANGE\SPLIT\#61\1-32
47	3800762	2	FTG\7/16MORX9/16MJIC\90
75	4200098	1	COVER\PUMP\APAD
72	4200190	2	PUMP\HYD\3.8\LOAD;SENSE\RH
101	3701057	1	HOSE\HYD\1X180\1-5/16FJIC\1FLGX1BARB\HEW\FRRL\CODE61 P PORT LH CONTROL VALVE TO LH PUMP
103	3701506	1	HOSE\HYD\2X32\2-1/2FJIC\2-1/2FLGX2-1/2BARB\HEW\FRRL\CODE61\90 LH PUMP SUCTION PORT TO RH TANK PORT BALL VALVE
113	3701536	1	HOSE\HYD\1/2X35\3/4FJICS LH PUMP CASE TO LH TANK PORT
115	3701537	1	HOSE\HYD\3/8X182\9/16FJCX9/16FJC90 LS PORT LH CONTROL VALVE TO LS PORT LH PUMP
254	3800724	2	VALVE\BALL\2\2-1/2FOR\1/4 TURN\W/LOCK
255	3800752	4	FTG\2-1/2MORX2-1/2MJIC\ST

HYDRAULIC TANK 6010 TRACK - VIEW 1

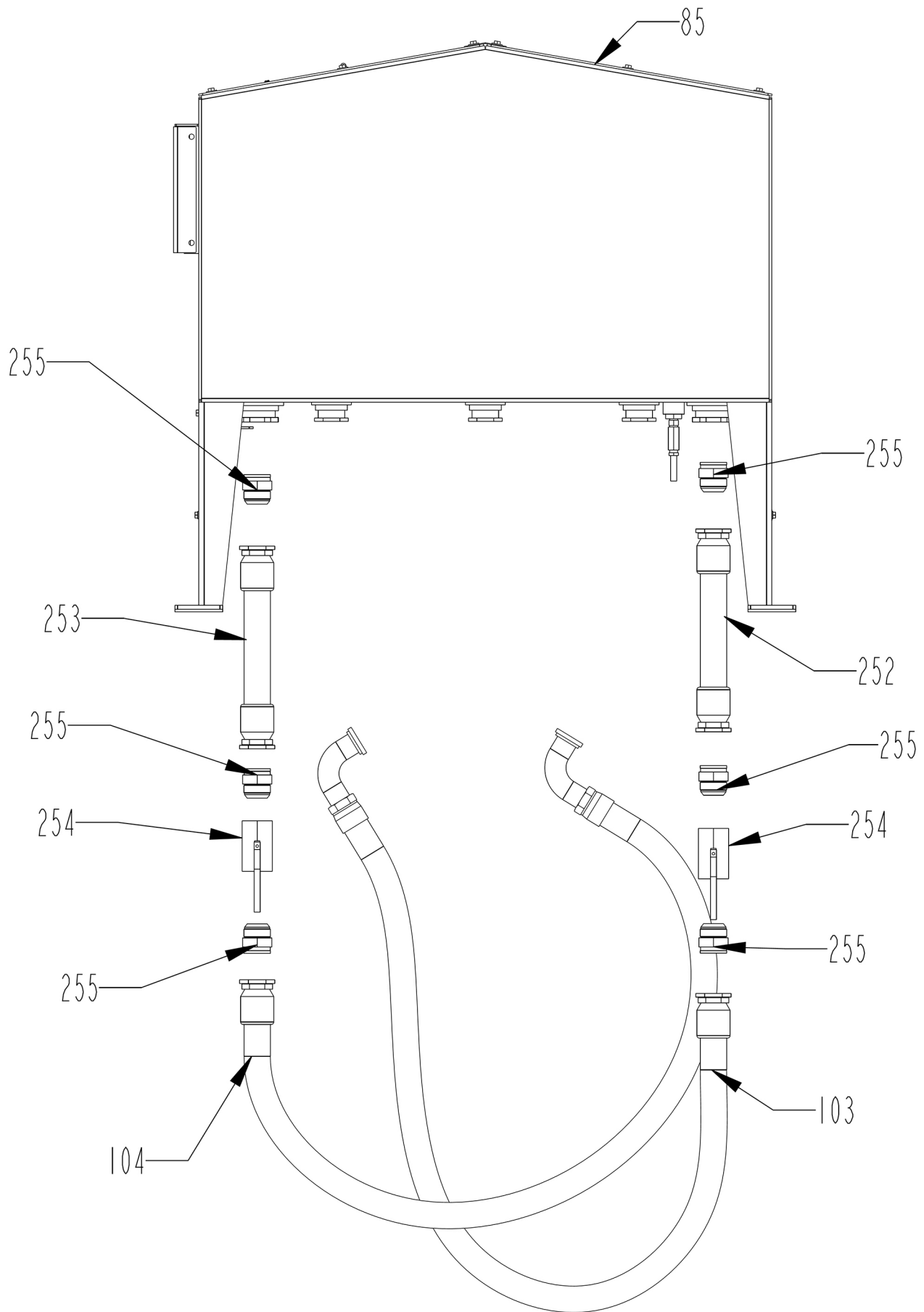




**HYDRAULIC TANK 6010 TRACK - VIEW 1**

<b>ITEM</b>	<b>PART</b>	<b>QTY.</b>	<b>PART DESCRIPTION</b>
13	3800453	2	FTG\3/4MORX9/16MJIC\90
17	3800490	1	FTG\3/4MOR\PLUG\HEX
18	3800497	1	FTG\1-5/16FJICX1-5/16MJICX1-5/16MJIC\RUN;TEE
24	3800537	2	FTG\3/4MORX3/4MJIC\90
51	3800801	2	FTG\1-7/8MORX1-5/16MJIC\ST
56	3800806	1	FTG\1-5/16MJICX1-5/16FJIC\45
78	4400043	2	FILTER\HYDRAULIC\RETURN\IN-TANK ELEMENT 4400074
85	4705307	1	TANK\OIL\3010
95	3701529	1	HOSE\HYD\1X198\1-5/16FJICX1-5/16FJIC\90 T PORT RH CONTROL VALVE TO RUN RIGHT FILTER TEE
96	3701530	1	HOSE\HYD\1X198\1-5/16FJICX1-5/16FJIC T PORT LH CONTROL VALVE TO BRANCH RIGHT FILTER TEE
108	3701233	1	HOSE\HYD\3/8X140\9/16FJIC LH TRACK MOTOR CASE DRAIN TO LH TANK PORT
112	3701535	1	HOSE\HYD\3/8X146\9/16FJIC RH TRACK MOTOR CASE DRAIN TO RH TANK PORT
113	3701536	1	HOSE\HYD\1/2X35\3/4FJICS LH PUMP CASE DRAIN TO LH TANK PORT
114	3701011	1	HOSE\HYD\1/2X31\3/4FJICSX3/4FJIC90 RH PUMP CASE DRAIN TO RH TANK PORT

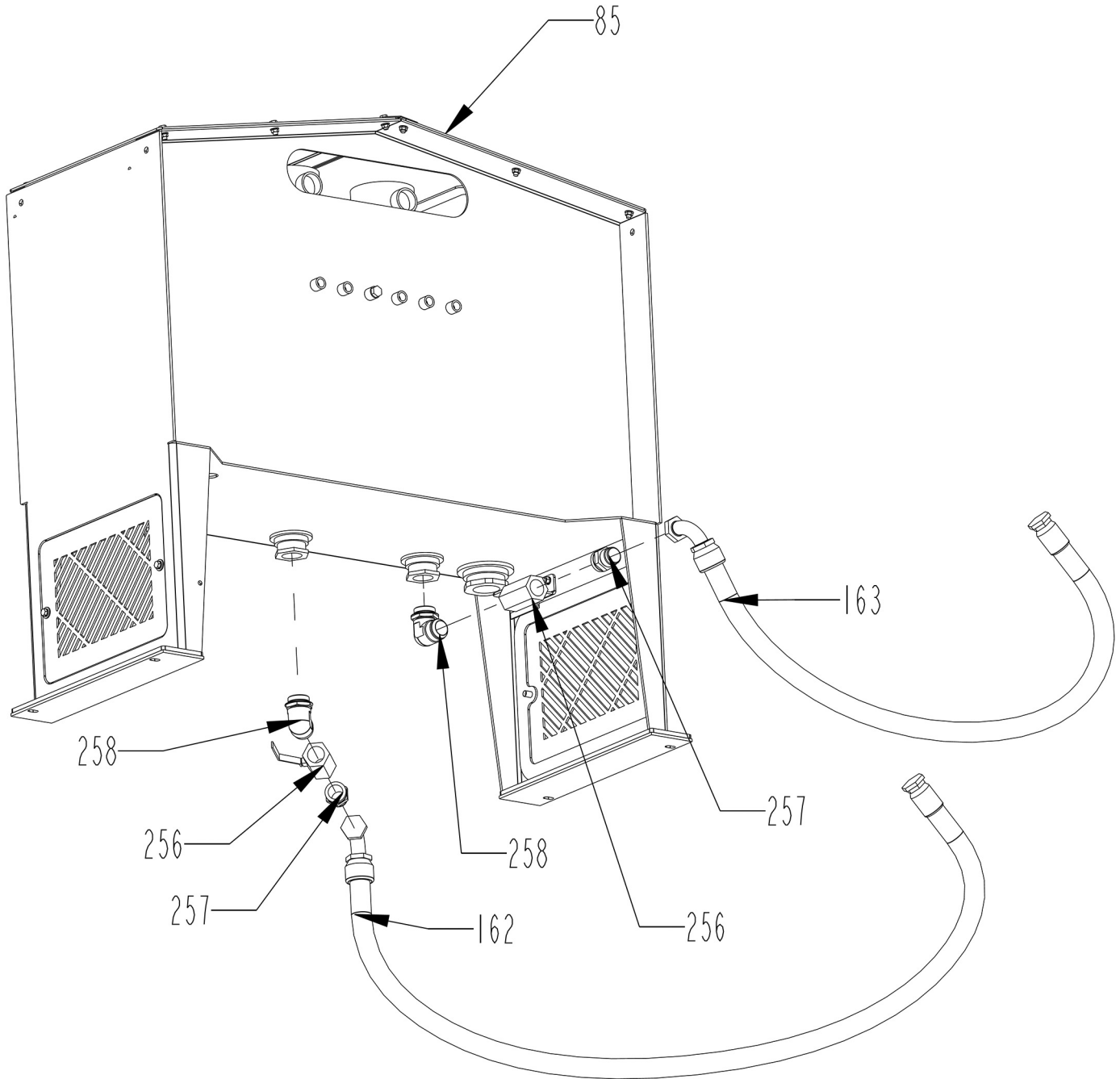
HYDRAULIC TANK 6010 TRACK - VIEW 2



**HYDRAULIC TANK 6010 TRACK - VIEW 2**

<b>ITEM</b>	<b>PART</b>	<b>QTY.</b>	<b>PART DESCRIPTION</b>
85	4705307	1	TANK\OIL\3010
103	3701506	1	HOSE\HYD\2X32\2-1/2FJIC\2-1/2FLGX2-1/2BARB\HEW\FRRL\CODE61\90 LH PUMP SUCTION PORT TO RH HYD TANK BALL VALVE
104	3701506	1	HOSE\HYD\2X32\2-1/2FJIC\2-1/2FLGX2-1/2BARB\HEW\FRRL\CODE61\90 RH PUMP SUCTION PORT TO LH HYD TANK BALL VALVE
252	3701507	1	HOSE\HYD\2X15.5\2-1/2FJICX2-1/2FJIC HYD TANK TO BALL VALVE
253	3701507	1	HOSE\HYD\2X15.5\2-1/2FJICX2-1/2FJIC HYD TANK TO BALL VALVE
254	3800724	2	VALVE\BALL\2\2-1/2FOR\1/4 TURN\W\LOCK
255	3800752	6	FTG\2-1/2MORX2-1/2MJIC\ST

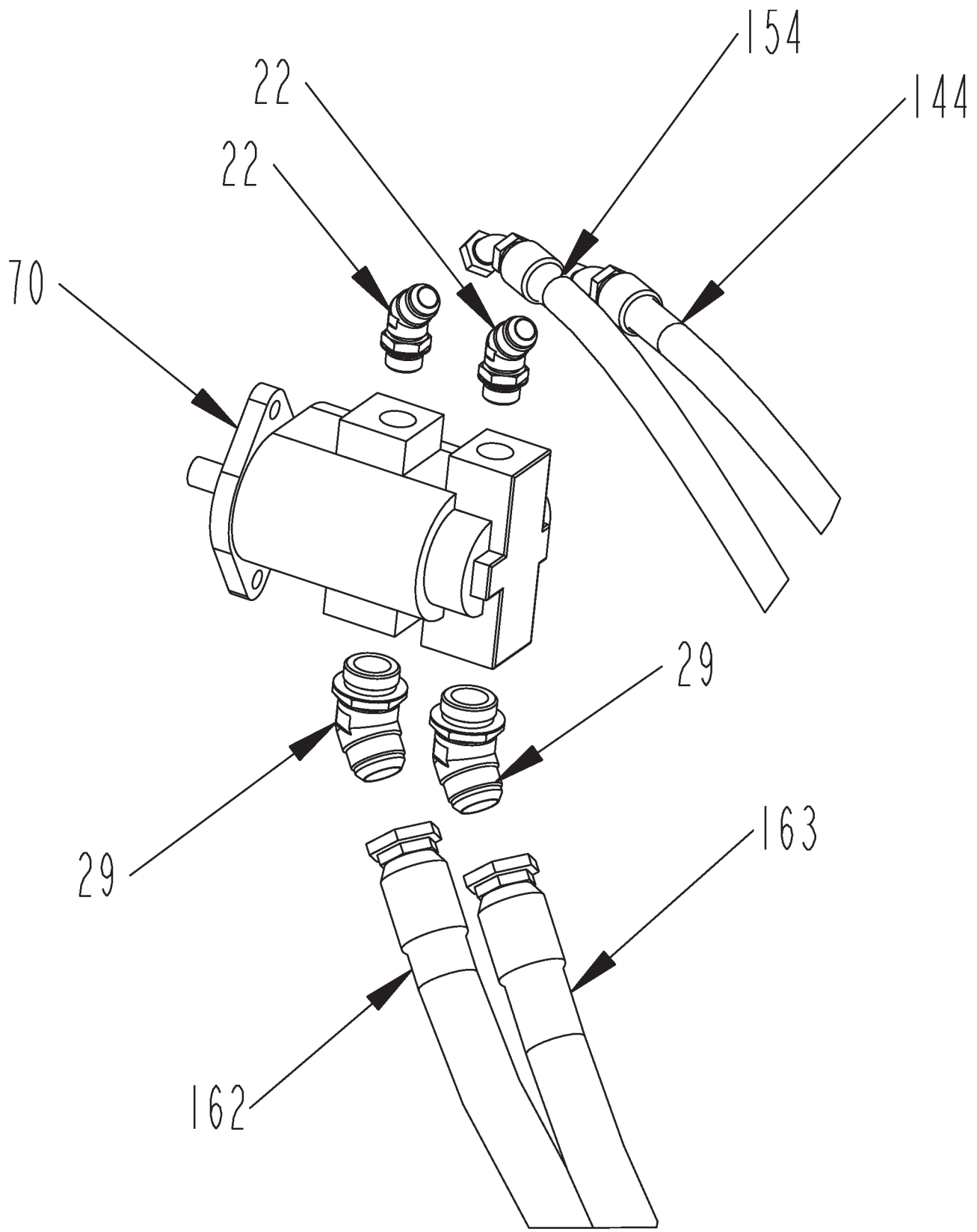
HYDRAULIC TANK 6010 TRACK - VIEW 3



**HYDRAULIC TANK 6010 TRACK - VIEW 3**

<b>ITEM</b>	<b>PART</b>	<b>QTY.</b>	<b>PART DESCRIPTION</b>
85	4705307	1	TANK\OIL\3010
162	3701544	1	HOSE\HYD\1-1/4X92\1-5/8FJICX1/5/8FJIC\90 TANK TO GEAR PUMP SUCTION PORT
163	3701545	1	HOSE\HYD\1-1/4X74\1-5/8FJICX1/5/8FJIC\90 TANK TO GEAR PUMP SUCTION PORT
256	3800740	2	VALVE\BALL\1-1/2\1-7/8FOR\1/4 TURNW/LOCK
257	3800808	2	FTG\1-7/8MORX1-5/8MJIC\ST
258	3800928	2	FTG\1-7/8MORX1-7/8MOR\90


GEAR PUMP AUXILIARY/TUB 6010 TRACK



**GEAR PUMP AUXILIARY/TUB 6010 TRACK**

<b>ITEM</b>	<b>PART</b>	<b>QTY.</b>	<b>PART DESCRIPTION</b>
22	3800532	4	FTG\1-1/16MORX1-1/16MJIC\45
29	3800581	2	FTG\1-5/8MORX1-5/8MJIC\45
70	4200083	1	PUMP\HYD\25/20\2.33X1.78\LH
144	3700893	1	TBD PORT 1 CONV VALVE TO REAR PUMP PORT
154	3700701	1	TBD AUX VALVE TO FRONT PORT GEAR PUMP
162	3701544	1	HOSE\HYD\1-1/4X92\1-5/8FJICX1/5/8FJIC\90 TANK TO GEAR PUMP SUCTION PORT
163	3701545	1	HOSE\HYD\1-1/4X74\1-5/8FJICX1/5/8FJIC\90 TANK TO GEAR PUMP SUCTION PORT

**PRESSURE GAUGE**

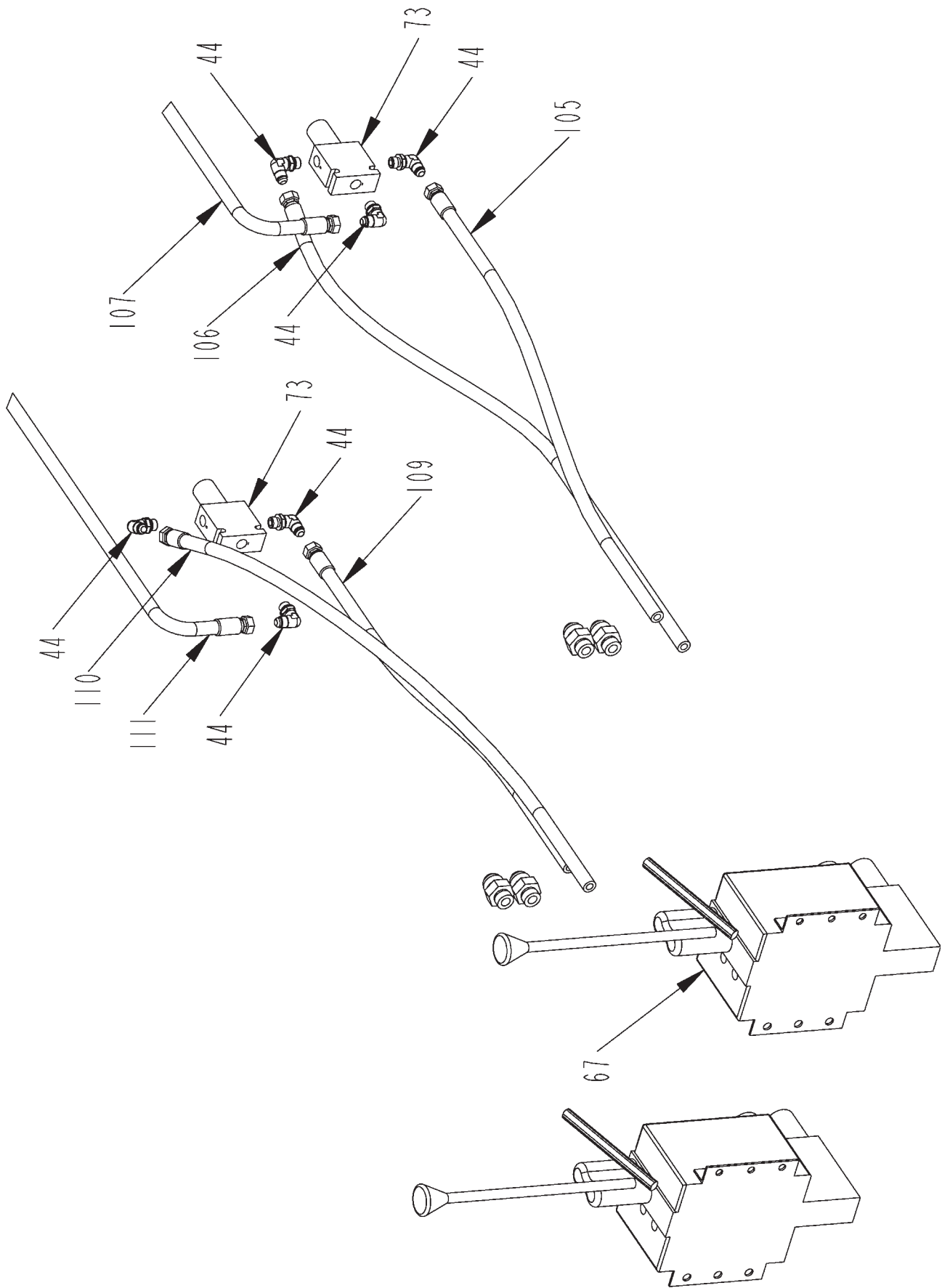




## PRESSURE GAUGE

ITEM	PART	QTY.	PART DESCRIPTION
1	3800381	1	GAUGE\3000PSI\REAR STEM
2	3800758	1	FTG\9/16MJICX1/4FP\ADPT
3	3800763	1	FTG\7/16MORX9/16MJIC\ST
4	3800976	1	FTG\7/16FOR\DIAG\FEMALE;QUICK;CPLR
5	3700914	1	HOSE\HYD\3/8X42\9/16FJICS

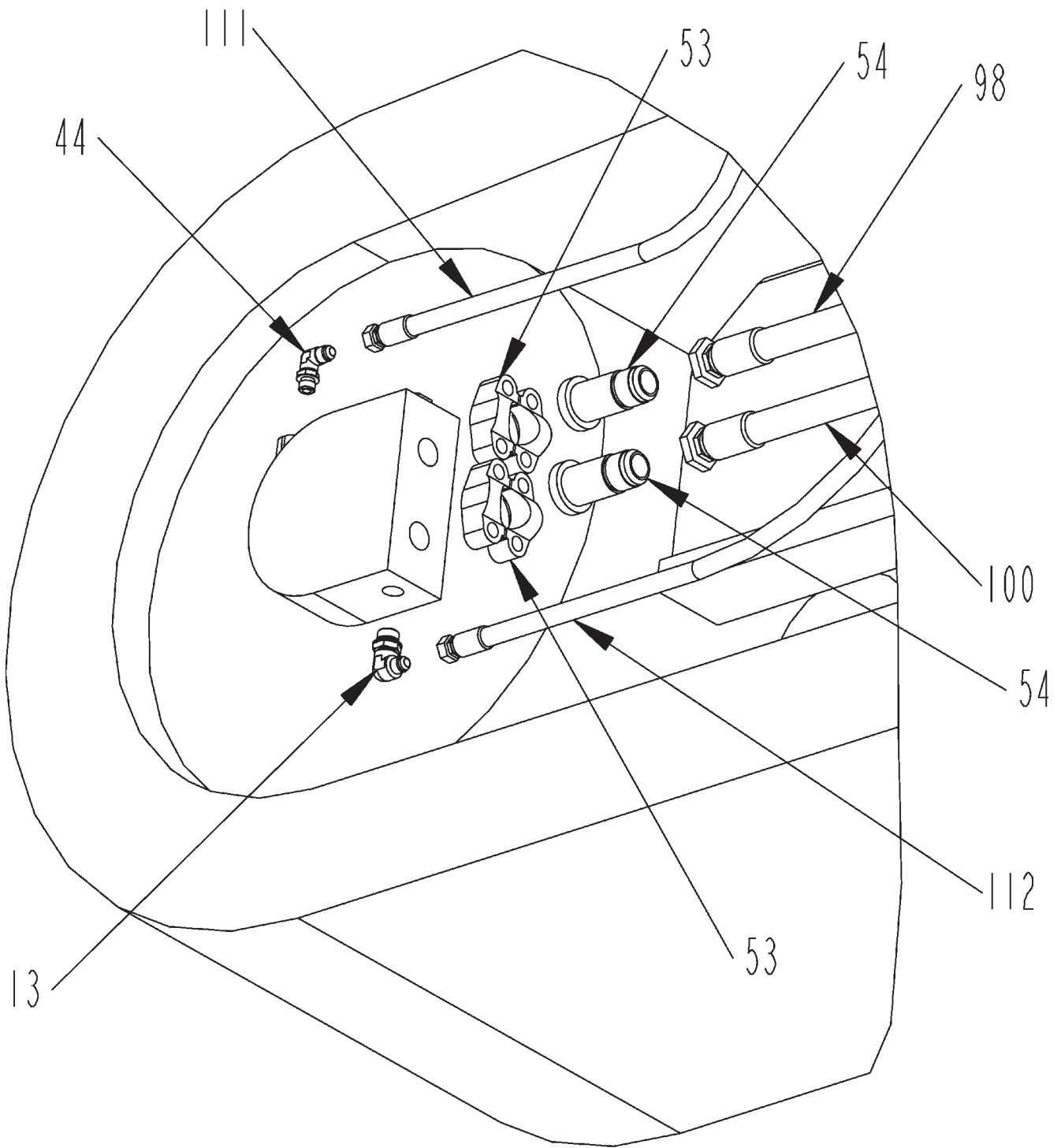
**TRACK SHIFT VALVES 6010 TRACK**



**TRACK SHIFT VALVES 6010 TRACK**

<b>ITEM</b>	<b>PART</b>	<b>QTY.</b>	<b>PART DESCRIPTION</b>
44	3800757	12	FTG\9\16MORX9\16MJIC\90
67	4000249	2	VALVE\HYD\1-SPL\PRPNTL
	4000341		VALVE\HYD\CART&SOL\PRPTNL, replacement coil & cartridge for 4000249
73	4200096	2	VALVE\BLOCK\DOUBLE\3GPM
105	3700913	1	HOSE\HYD\3\8X34\9\16FJICS TP PORT LH CONTROL VALVE TO PORT 2 SHIFT VALVE
106	3701532	1	HOSE\HYD\3\8X38\9\16FJCX9\16FJC90 PS PORT LH CONTROL VALVE TO PORT 3 SHIFT VALVE
107	3701533	1	HOSE\HYD\3\8X183\9\16FJICS PORT 1 LH SHIFT VALVE TO LH TRACK MOTOR
109	3700913	1	HOSE\HYD\3\8X34\9\16FJICS TP PORT RH CONTROL VALVE TO PORT 2 SHIFT VALVE
110	3701532	1	HOSE\HYD\3\8X38\9\16FJCX9\16FJC90 PS PORT RH CONTROL VALVE TO PORT 3 SHIFT VALVE
111	3701534	1	HOSE\HYD\3\8X176\9\16FJICS PORT 1 RH SHIFT VALVE TO RH TRACK MOTOR
<b>NOT SHOWN</b>			
	5700937	2	SWPRESS\700P\ADJ\1-6MOR (PL PORT)

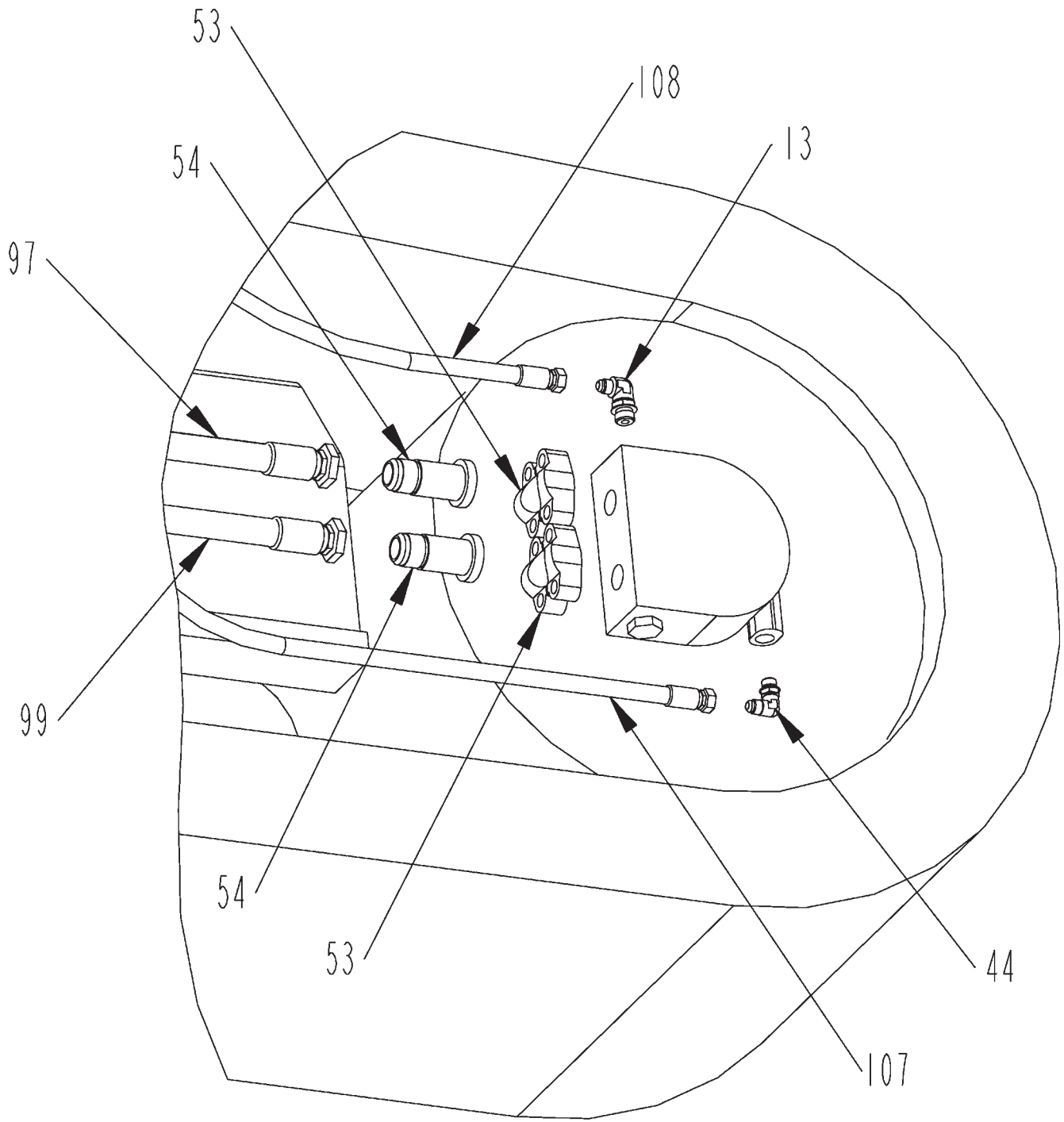
RH TRACK MOTOR 6010 TRACK



**RH TRACK MOTOR 6010 TRACK**

<b>ITEM</b>	<b>PART</b>	<b>QTY.</b>	<b>PART DESCRIPTION</b>
13	3800453	14	FTG\3/4MORX9/16MJIC\90
44	3800757	12	FTG\9/16MORX9/16MJIC\90
53	3800811	4	CLMP\FLANGE\SPLIT\#62\1-16
54	3800812	4	FTG\1-5/16MJICXSERIES62\ADPT
98	3701531	1	HOSE\HYD\3/4X200\1-5/16FJCX1-1/16FJC LOWER CENTER PORT RH CONTROL VALVE TO UPPER PORT TRACK MOTOR
100	3701531	1	HOSE\HYD\3/4X200\1-5/16FJCX1-1/16FJC UPPER CENTER PORT RH CONTROL VALVE TO LOWER PORT TRACK MOTOR
111	3701534	1	HOSE\HYD\3/8X176\9/16FJICS PORT 1 RH SHIFT VALVE TO RH TRACK MOTOR
112	3701535	1	HOSE\HYD\3/8X146\9/16FJIC RH TRACK MOTOR CASE DRAIN TO RH TANK PORT

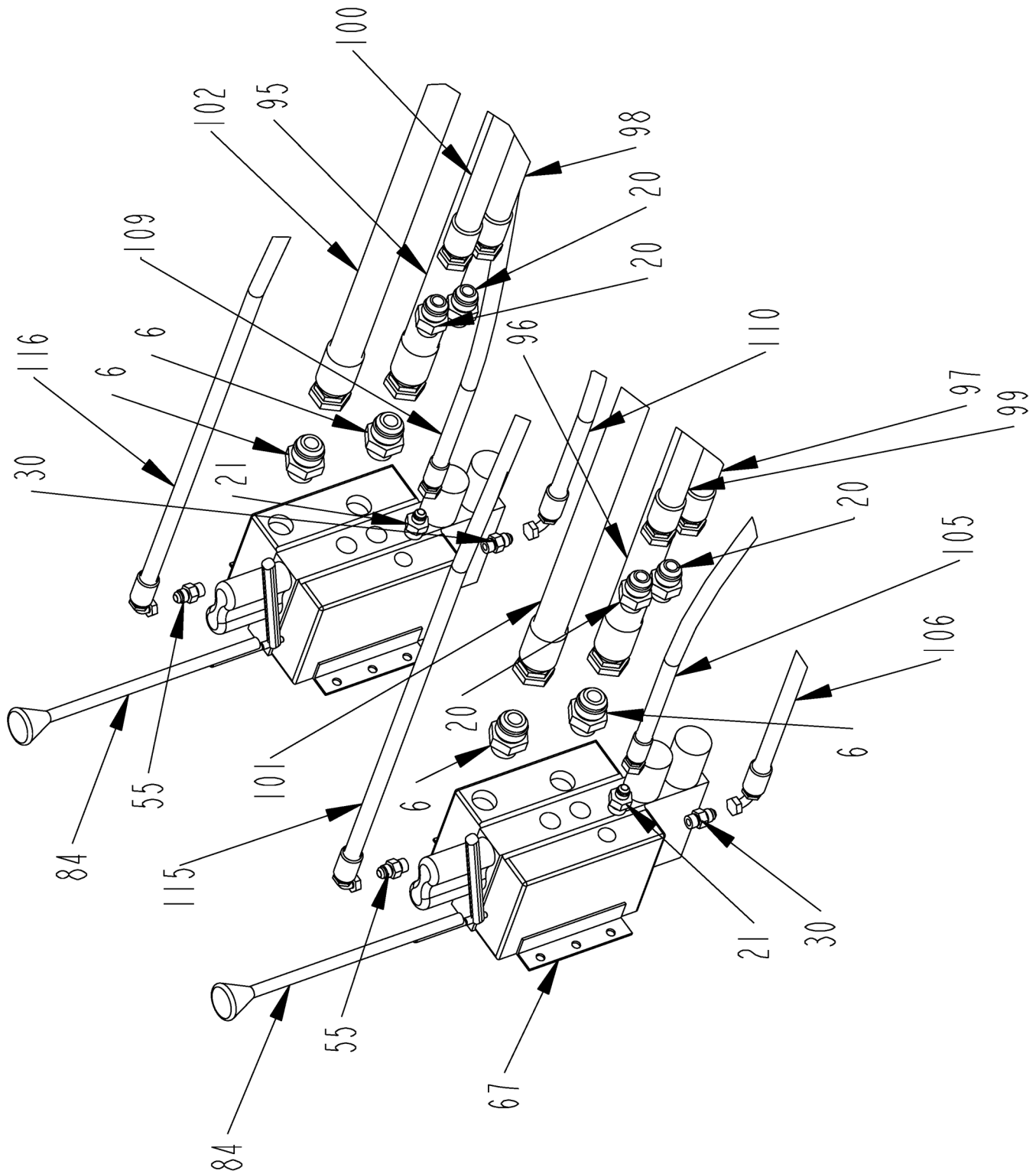
LH TRACK MOTOR 6010 TRACK



**LH TRACK MOTOR 6010 TRACK**

<b>ITEM</b>	<b>PART</b>	<b>QTY.</b>	<b>PART DESCRIPTION</b>
13	3800453	14	FTG\3/4MORX9/16MJIC\90
44	3800757	12	FTG\9/16MORX9/16MJIC\90
53	3800811	4	CLMP\FLANGE\SPLIT#62\16
54	3800812	4	FTG\1-5/16MJICXSERIES62\ADPT
97	3701531	1	HOSE\HYD\3/4X200\1-5/16FJXC1-1/16FJC LOWER CENTER PORT LH CONTROL VALVE TO UPPER PORT TRACK MOTOR
99	3701531	1	HOSE\HYD\3/4X200\1-5/16FJXC1-1/16FJC UPPER CENTER PORT LH CONTROL VALVE TO LOWER PORT TRACK MOTOR
107	3701533	1	HOSE\HYD\3/8X183\9/16FJICS PORT 1 LH SHIFT VALVE TO LH TRACK MOTOR
108	3701233	1	HOSE\HYD\3/8X140\9/16FJIC LH TRACK MOTOR CASE DRAIN TO LH TANK PORT

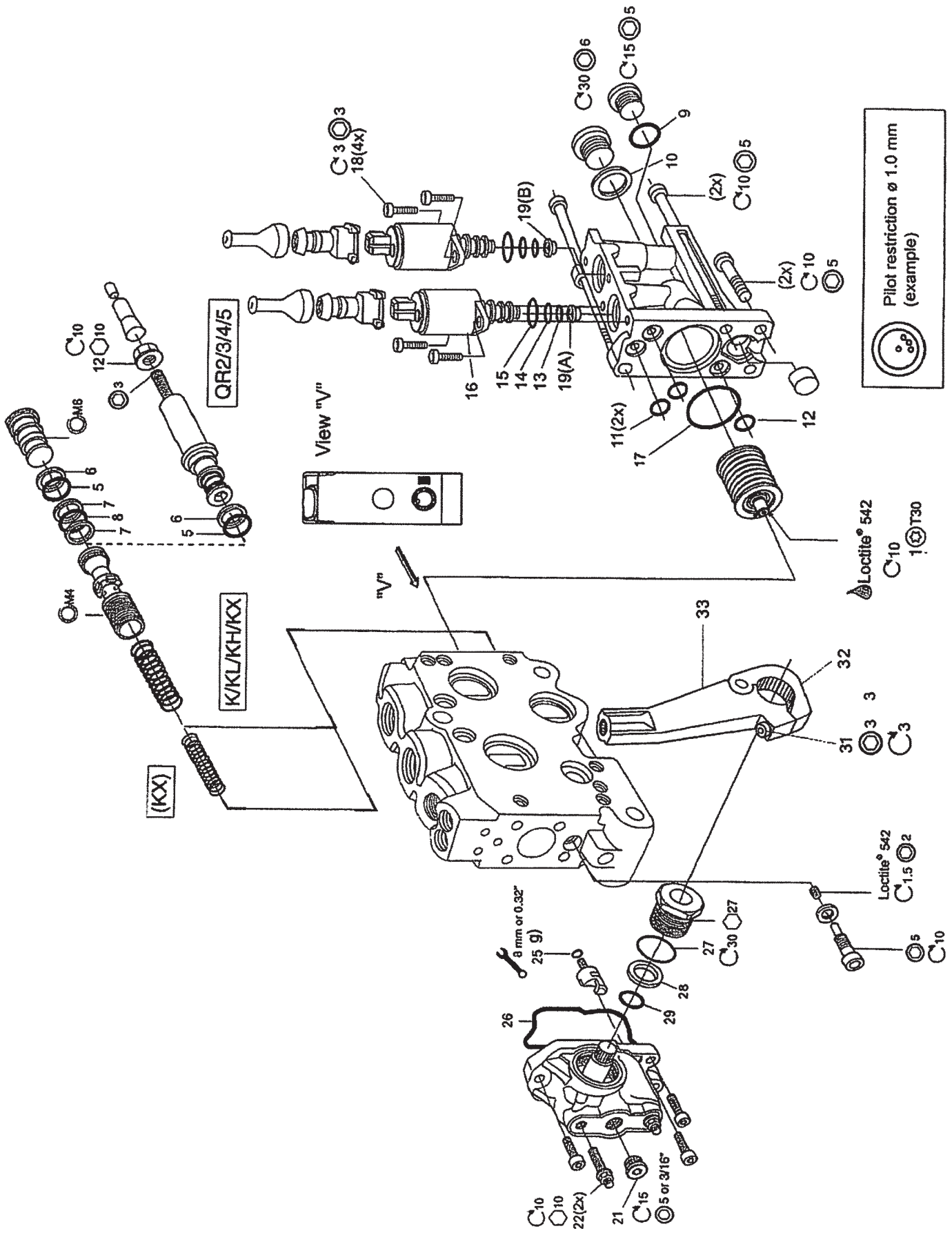
TRACK CONTROL VALVES 6010 TRACK





**TRACK CONTROL VALVES 6010 TRACK**

<b>ITEM</b>	<b>PART</b>	<b>QTY.</b>	<b>PART DESCRIPTION</b>
6	3800294	4	FTG\1-5/16MORX1-1/16MJIC\ST
20	3800527	10	FTG\7/8MORX1-1/16MJIC\ST
21	3800530	6	FTG\3/4MORX9/16MJIC\ST
30	3800631	4	FTG\9/16MORX9/16MJIC\ST
55	3800850	2	FTG\9/16MORX9/16MJIC\ORF-CHECK
67	4000249	2	VALVE\HYD\1-SPL\PRPNTL
	4000341		VALVE\HYD\CART&SOL\PRPTNL, replacement coil & cartridge for 4000249
84	4000250	2	VALVE\HANDLE\ASSY\ML1
95	3701529	1	HOSE\HYD\1X198\1-5/16FJICX1-5/16FJIC\90 T PORT RH CONTROL VALVE TO RUN RIGHT FILTER TEE
96	3701530	1	HOSE\HYD\1X198\1-5/16FJICX1-5/16FJIC T PORT LH CONTROL VALVE TO BRANCH RIGHT FILTER TEE
97	3701531	1	HOSE\HYD\3/4X200\1-1/16FJICX1-1/16FJIC LOWER CENTER PORT LH CONTROL VALVE TO UPPER PORT TRACK MOTOR
98	3701531	1	HOSE\HYD\3/4X200\1-1/16FJICX1-1/16FJIC LOWER CENTER PORT RH CONTROL VALVE TO UPPER PORT TRACK MOTOR
99	3701531	1	HOSE\HYD\3/4X200\1-1/16FJICX1-1/16FJIC UPPER CENTER PORT LH CONTROL VALVE TO LOWER PORT TRACK MOTOR
100	3701531	1	HOSE\HYD\3/4X200\1-1/16FJICX1-1/16FJIC UPPER CENTER PORT RH CONTROL VALVE TO LOWER PORT TRACK MOTOR
101	3701057	1	HOSE\HYD\1X180\1-5/16FJIC\1FLGX1BARB\HEW\FRRL\CODE61 P PORT LH CONTROL VALVE TO LH PUMP
102	3701057	1	HOSE\HYD\1X180\1-5/16FJIC\1FLGX1BARB\HEW\FRRL\CODE61 P PORT RH CONROL VALVE TO RH PUMP
105	3700913	1	HOSE\HYD\3/8X34\9/16FJICS TP PORT LH CONTROL VALVE TO PORT 2 SHIFT VALVE
106	3701532	1	HOSE\HYD\3/8X38\9/16FJICX9/16FJC90 PS PORT LH CONTROL VALVE TO PORT 3 SHIFT VALVE
109	3700913	1	HOSE\HYD\3/8X34\9/16FJICS TP PORT RH CONTROL VALVE TO PORT 2 SHIFT VALVE
110	3701532	1	HOSE\HYD\3/8X38\9/16FJICX9/16FJC90 PS PORT RH CONTROL VALVE TO PORT 3 SHIFT VALVE
115	3701537	1	HOSE\HYD\3/8X182\9/16FJICX9/16FJC90 LS PORT LH CONTROL VALVE TO LS PORT LH PUMP
116	3701537	1	HOSE\HYD\3/8X182\9/16FJICX9/16FJC90 LS PORT RH CONTROL VALVE TO LS PORT RH PUMP
<b>NOT SHOWN</b>			
	5700931	2	SWPRESS\700P\ADJ\6MOR (PL PORT)



## 4000249 CENTER SECTIONS

### 4000341 VALVE\HYD\CAR&SOL\PRPRTN

16 1 CARTRIDGE, SOLENOID AND SEALS

18 2 SCREWS

19 1 ORIFICE

Note - replacement orifice is not the same size as the original orifice.

Reuse original orifice if possible

### 4000488 VALVE\HYD\KIT\SEAL\CAR&SOL\PRPRTNL

13 1 O-ring

14 1 O-ring

15 1 O-ring

### 4000489 VALVE\HYD\KIT\SEAL\CAR\END;SECTION

9 1 O-ring

10 1 Seal

11 2 O-ring

12 1 O-ring

17 1 O-ring

### 4000490 VALVE\HYD\KIT\SEAL\COMPENSATOR

5 1 O-ring

6 1 O-ring

7 2 O-ring

8 1 O-ring

### 4000494 VALVE\HYD\KIT\SEAL\ECH END

21 1 plug

22 1 nut

25 1 O-ring

26 1 seal

27 2 O-ring

28 3 seal

29 4 O-ring

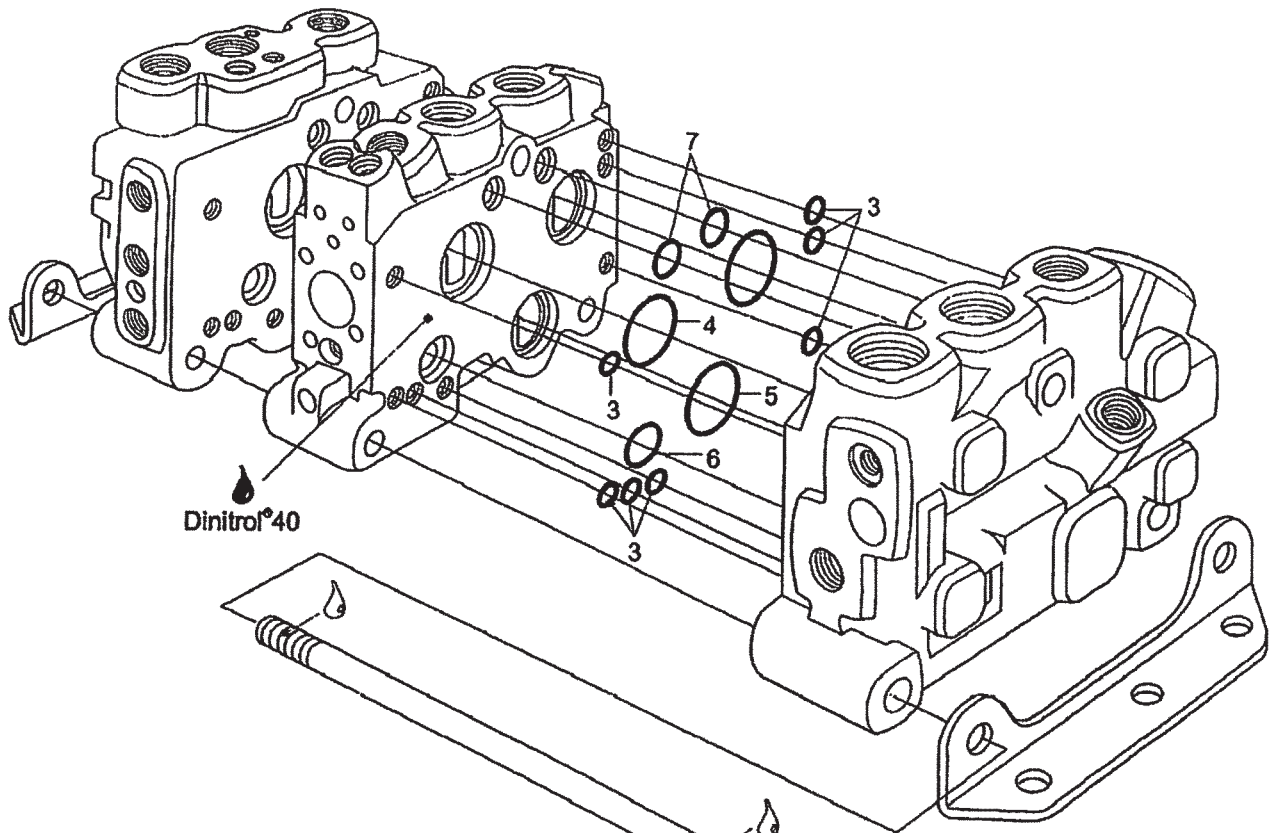
### 4000401 VALVE\HANDLE\CLAMP\L90LS

31 1 screw

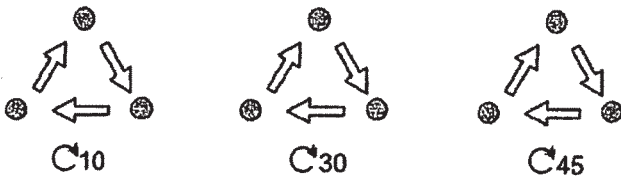
32 1 clamp

33 1 lever

4000249 TIE ROD AND END SECTION



To be tightened in 3 steps: 10 Nm, 30 Nm, 45 Nm

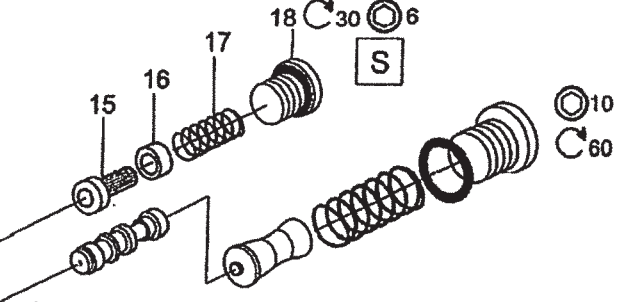


C45  
(6x) H16

12 or 9/16"  
C100

T3B

"V"



LSPB

6 or 1/4"  
C30

R

G, R

View "V"

## 4000249 TIE ROD AND END SECTION

### 4000491 VALVE\HYD\KIT\SEAL&STRAINER

15	1 strainer
16	1 spacer
17	1 spring
18	1 plug

Note - The strainer (#15) can be removed and flushed to remove contaminants. If it is damaged, replace the strainer

### 4000492 VALVE\HYD\KIT\BETWEEN SECTIONS

3	7 O-ring
4	2 O-ring
5	1 O-ring
6	1 O-ring
7	2 O-ring

## 6010 WEAR PARTS

<u>DESCRIPTIONS</u>	<u>PART NUMBER</u>	<u>WHERE TO FIND</u>
RODS	5300115	PG. 25
HAMMER SHANK 1 BOLT	5200136	PG. 25
HAMMER TIPS 1 BOLT	5200132	PG. 25
ROTOR BEARING	2001050	PG. 25
ROTOR BEARING	2001051	PG. 25
BEARING SEAL	2000551	
<b><u>SCREENS</u></b>		
5/8"	4704701	PG. 29
3/4"	4704702	PG. 29
1"	4704703	PG. 29
1 1/4"	4704704	PG. 29
1 1/2"	4704705	PG. 29
2"	4701521	PG. 29
3"	4701522	PG. 29
4"	4701523	PG. 29
5 X 7	4701524	PG. 29
6 X 8	4701823	PG. 29
<b><u>CONVEYOR</u></b>		
DISCHARGE BELT	1700262	PG. 33
BELT SCRAPER - PLASTIC	4703444	PG. 33,159
<b><u>TUB DRIVE</u></b>		
CHAIN	1100243	PG. 19
TUB ROLLER PARTS	4704119	PG. 13,21
PRESSURE ROLLER PARTS	4702593	PG. 13,23
LOWER DISCHARGE BEARINGS	2000341	PG. 33
UPPER DISCHARGE BEARINGS	2000342	PG. 37
HYDRAULIC OIL ELEMENT	4400074	PG. 54
HPTO FLUID CLUTCH FILTER	4400073	PG. 90,171
ENGINE OIL FILTER C15 T4F	4400117	
ENGINE OIL FILTER C18 T4F	4400172	
ENGINE PRIMARY FUEL/WATER SEPARATOR	4400133	
SECONDARY FUEL FILTER	4400030	
AIR PRIMARY ELEMENT	4400169	PG. 49
AIR SECONDARY ELEMENT	4400170	PG. 49



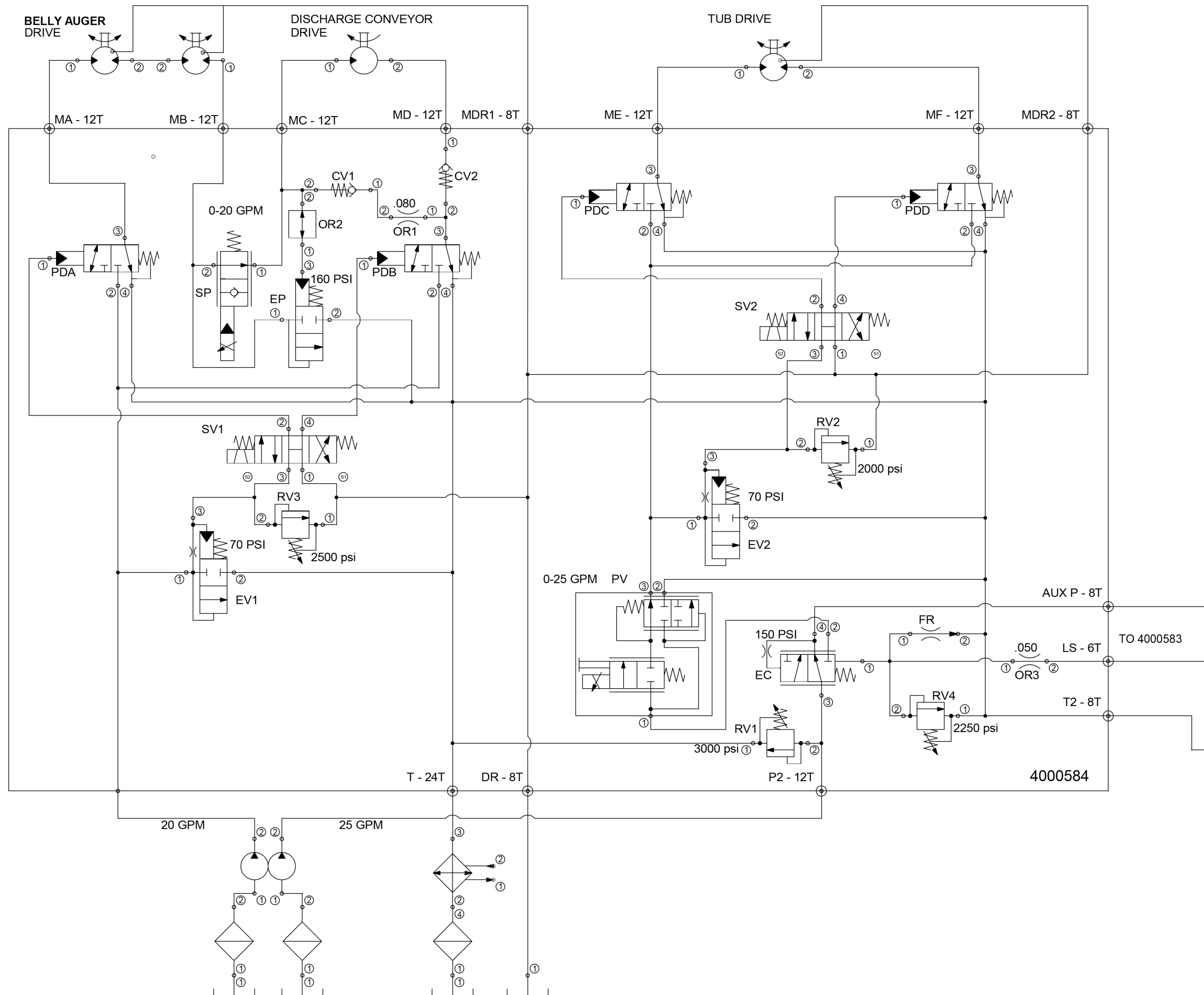


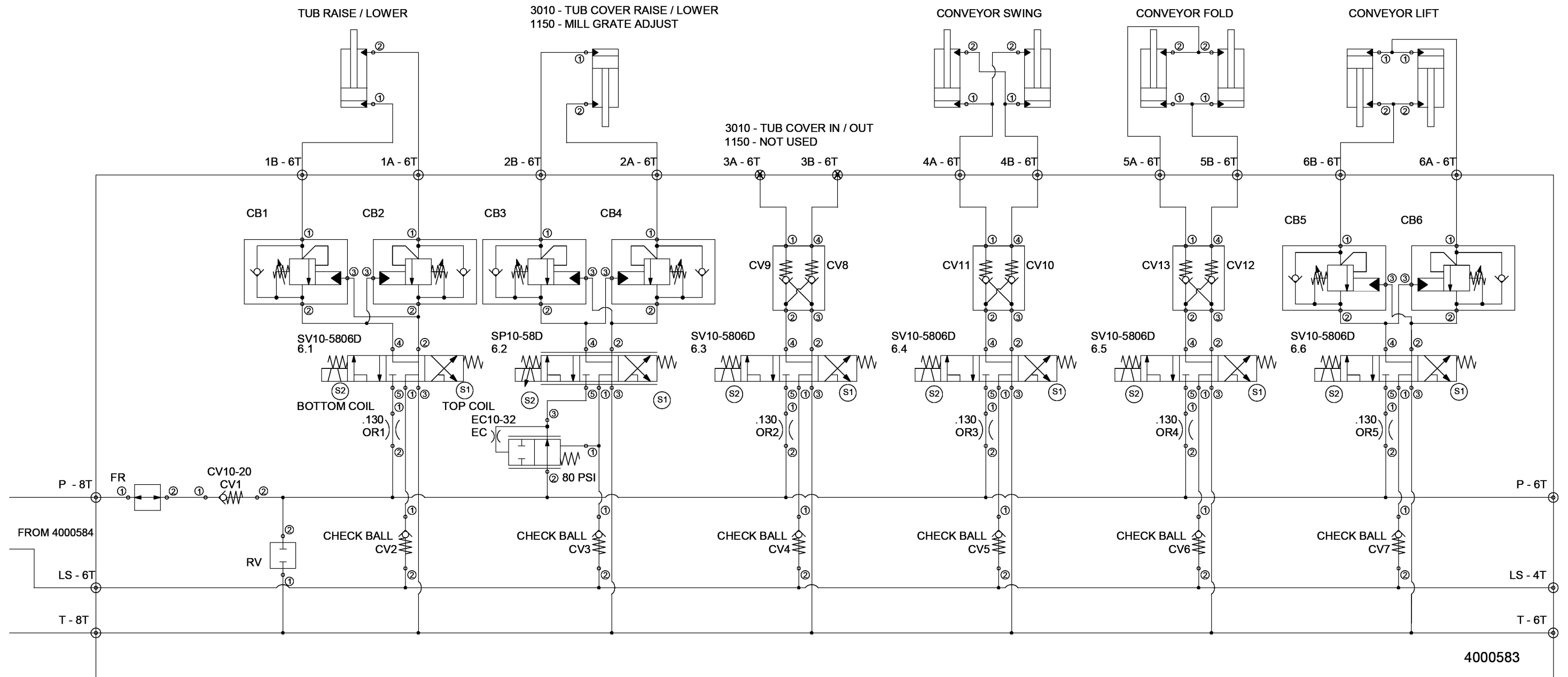


**APPENDIX A SCHEMATIC FOLDOUTS**

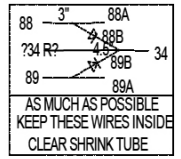
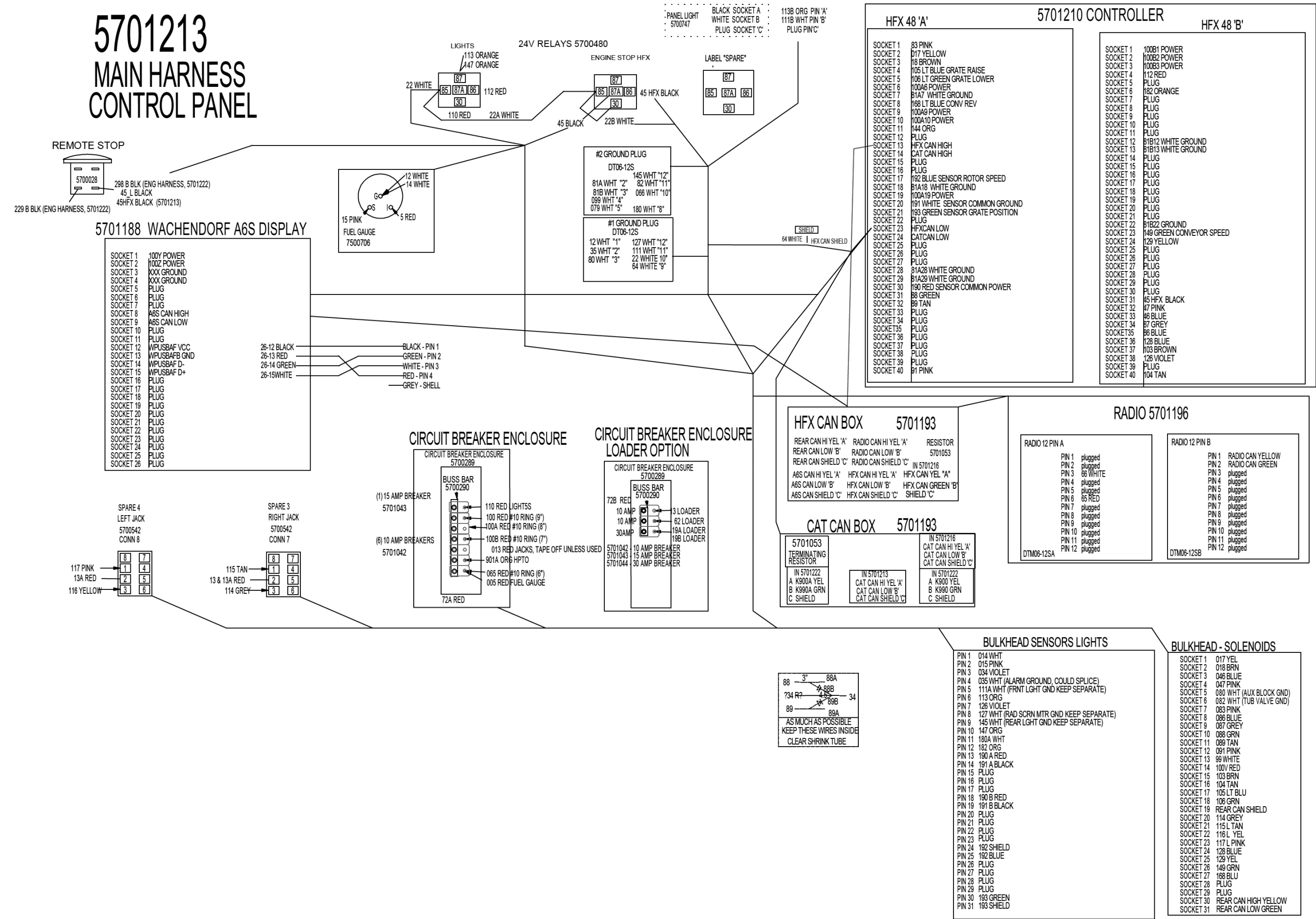


**BELLY AUGER, DISCHARGE CONVEYOR AND TUB DRIVE HYDRAULIC SCHEMATIC**





# 5701213 MAIN HARNESS CONTROL PANEL



**BULKHEAD SENSORS LIGHTS**

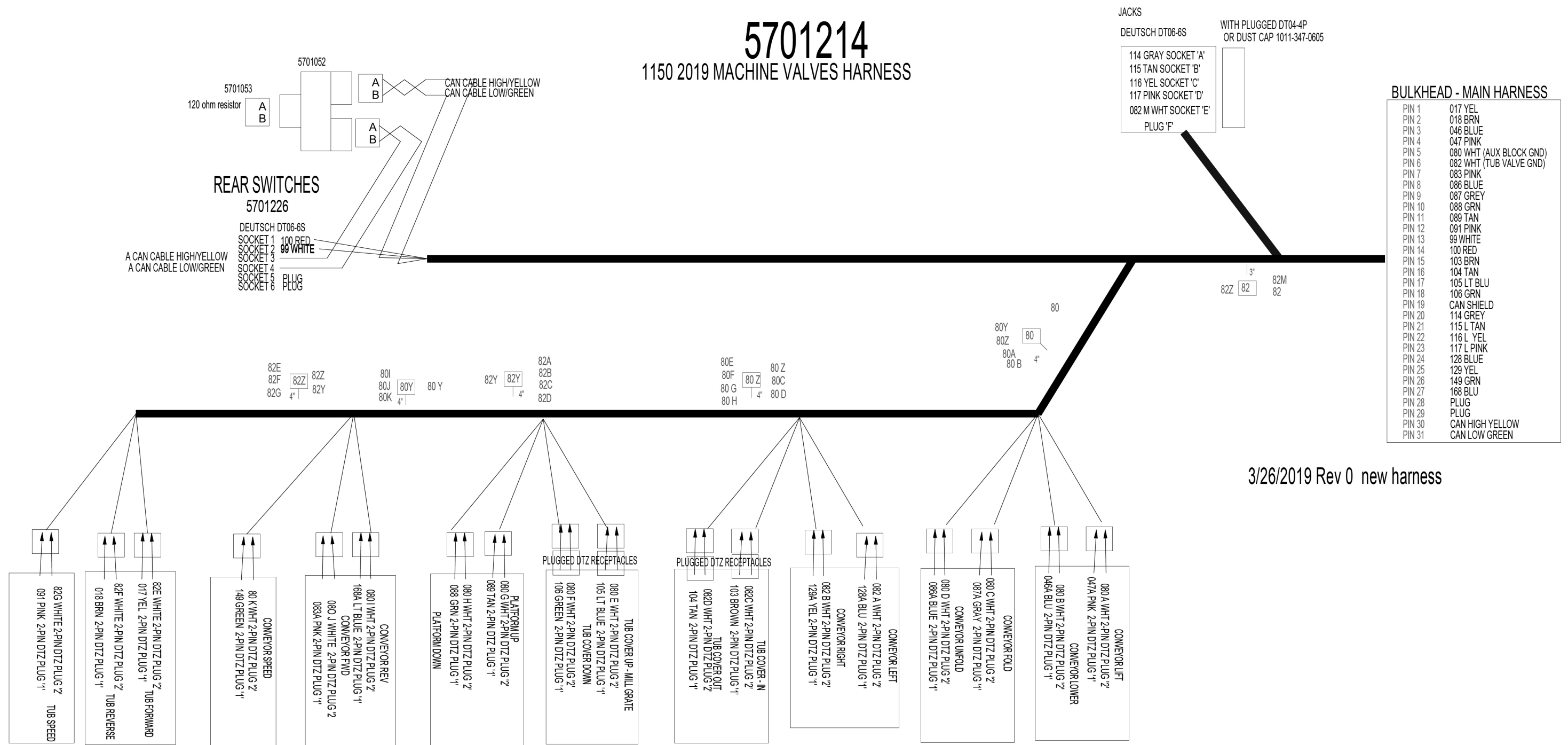
SOCKET 1	014 WHT
SOCKET 2	015 PINK
SOCKET 3	034 VIOLET
SOCKET 4	035 WHT (ALARM GROUND, COULD SPLICE)
SOCKET 5	111A WHT (FRNT LGHT GND KEEP SEPARATE)
SOCKET 6	113 ORG
SOCKET 7	126 VIOLET
SOCKET 8	127 WHT (RAD SCRNM MTR GND KEEP SEPARATE)
SOCKET 9	145 WHT (REAR LGHT GND KEEP SEPARATE)
SOCKET 10	147 ORG
SOCKET 11	180A WHT
SOCKET 12	182 ORG
SOCKET 13	190 A RED
SOCKET 14	191 A BLACK
SOCKET 15	PLUG
SOCKET 16	PLUG
SOCKET 17	PLUG
SOCKET 18	190 B RED
SOCKET 19	191 B BLACK
SOCKET 20	PLUG
SOCKET 21	PLUG
SOCKET 22	PLUG
SOCKET 23	PLUG
SOCKET 24	192 SHIELD
SOCKET 25	192 BLUE
SOCKET 26	PLUG
SOCKET 27	PLUG
SOCKET 28	PLUG
SOCKET 29	PLUG
SOCKET 30	193 GREEN
SOCKET 31	193 SHIELD

**BULKHEAD - SOLENOIDS**

SOCKET 1	017 YEL
SOCKET 2	018 BRN
SOCKET 3	046 BLUE
SOCKET 4	047 PINK
SOCKET 5	080 WHT (AUX BLOCK GND)
SOCKET 6	082 WHT (TUB VALVE GND)
SOCKET 7	083 PINK
SOCKET 8	086 BLUE
SOCKET 9	087 GREY
SOCKET 10	088 GRN
SOCKET 11	089 TAN
SOCKET 12	091 PINK
SOCKET 13	98 WHITE
SOCKET 14	100V RED
SOCKET 15	103 BRN
SOCKET 16	104 TAN
SOCKET 17	105 LT BLU
SOCKET 18	106 GRN
SOCKET 19	REAR CAN SHIELD
SOCKET 20	114 GREY
SOCKET 21	115 L TAN
SOCKET 22	116 L YEL
SOCKET 23	117 L PINK
SOCKET 24	128 BLUE
SOCKET 25	129 YEL
SOCKET 26	149 GRN
SOCKET 27	168 BLU
SOCKET 28	PLUG
SOCKET 29	PLUG
SOCKET 30	REAR CAN HIGH YELLOW
SOCKET 31	REAR CAN LOW GREEN

# 5701214

## 1150 2019 MACHINE VALVES HARNESS

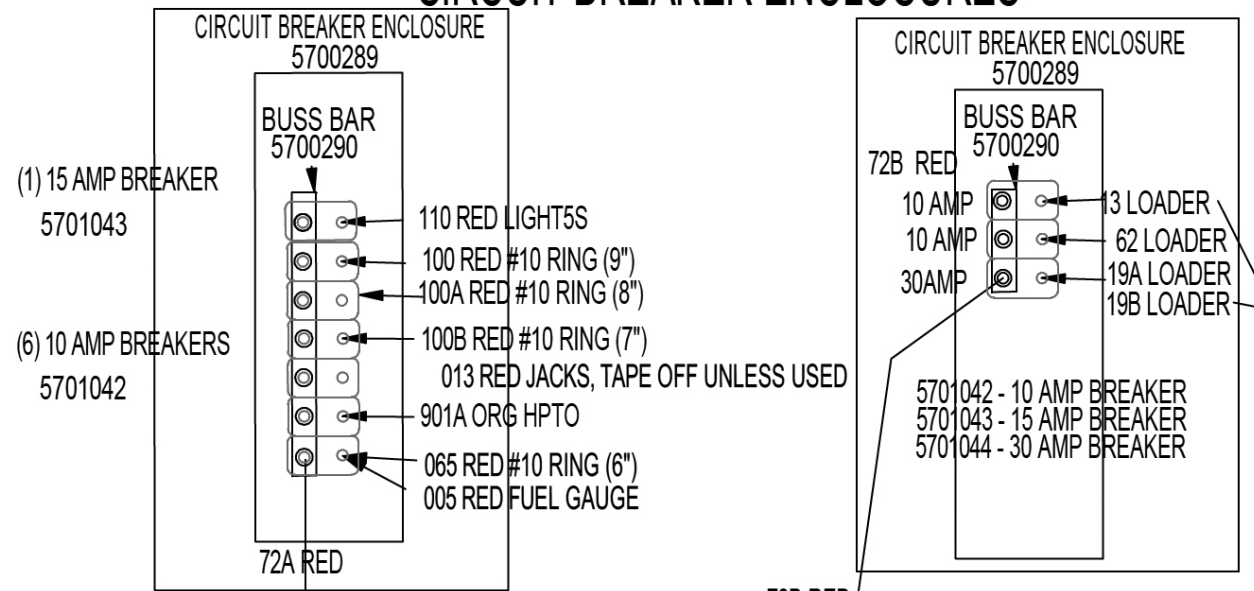


3/26/2019 Rev 0 new harness

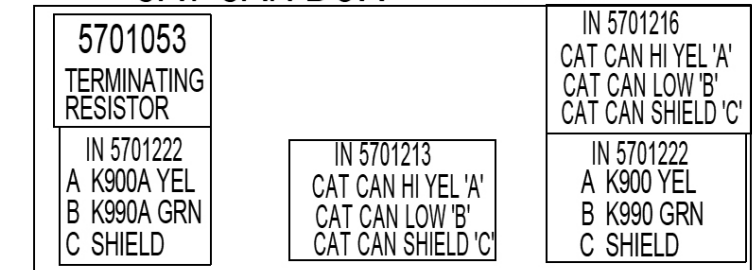


# 5701216 CONTROL PANEL LOADER HARNESS

## CIRCUIT BREAKER ENCLOSURES

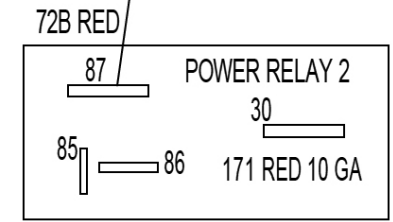
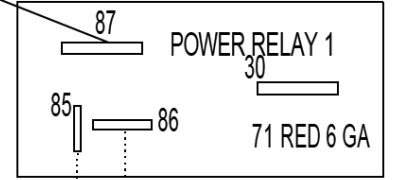
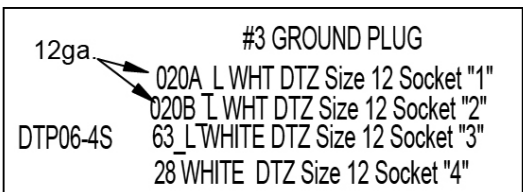


## CAT CAN BOX 5701193



GROUND BUSS #3  
IN 5701220

- PIN 1 7021 WHITE
- PIN 2 7022 WHITE
- PIN 3 7023 WHITE
- PIN 4 7024 WHITE



72A RED included in 5701213

72B RED included in 5701216

72C RED included in 5700769

CLUTCH HARNESS 5700984  
TO PIN 5, GREY CONNECTOR

152\_L ORG/WHITE DTZ SZ 20 SCKT, "CLUTCH START PIN 5"

153\_L ORANGE SZ 20 SOCKET TAPED OFF

- BULKHEAD - from 5701216 to 5701217
- SOCKET 1 019A L RED 12 GA
  - SOCKET 2 019B L RED 12 GA
  - SOCKET 3 020A L WHITE 12 GA
  - SOCKET 4 020B L WHITE 12 GA
  - SOCKET 5 013 L RED
  - SOCKET 6 28 WHITE
  - SOCKET 7 45 L BLACK
  - SOCKET 8 62 L RED
  - SOCKET 9 CAT CAN YEL
  - SOCKET 10 CAT CAN GREEN
  - SOCKET 11 63 WHITE
  - SOCKET 12 130 L ORG
  - SOCKET 13 133 L WHT/RED
  - SOCKET 14 137 VIO
  - SOCKET 15 HFX CAN YEL
  - SOCKET 16 HFX CAN GREEN
  - SOCKET 17 PLUG
  - SOCKET 18 152 L ORG/WHT
  - SOCKET 19 153 L ORG
  - SOCKET 20 PLUG
  - SOCKET 21 PLUG
  - SOCKET 22 CAT CAN SHIELD
  - SOCKET 23 PLUG
  - SOCKET 24 PLUG
  - SOCKET 25 PLUG
  - SOCKET 26 PLUG
  - SOCKET 27 PLUG
  - SOCKET 28 HFX CAN SHIELD
  - SOCKET 29 PLUG

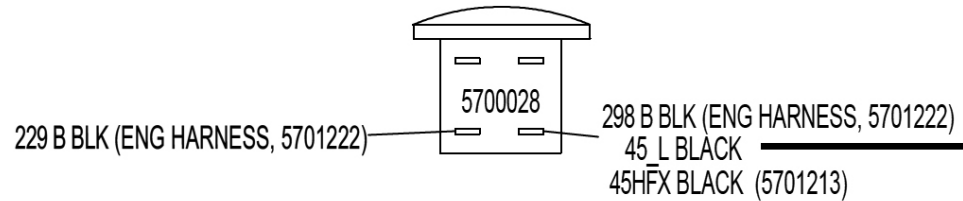
## KPTO COUPLER

TAPED OFF 130 L ORG #10 RING "KPTO COUPLER NC"

TAPED OFF 133 WHT/RED #10 RING "KPTO COUPLER S2"

TAPED OFF 137 L VIO #10 RING "KPTO COUPLER B"

## REMOTE STOP

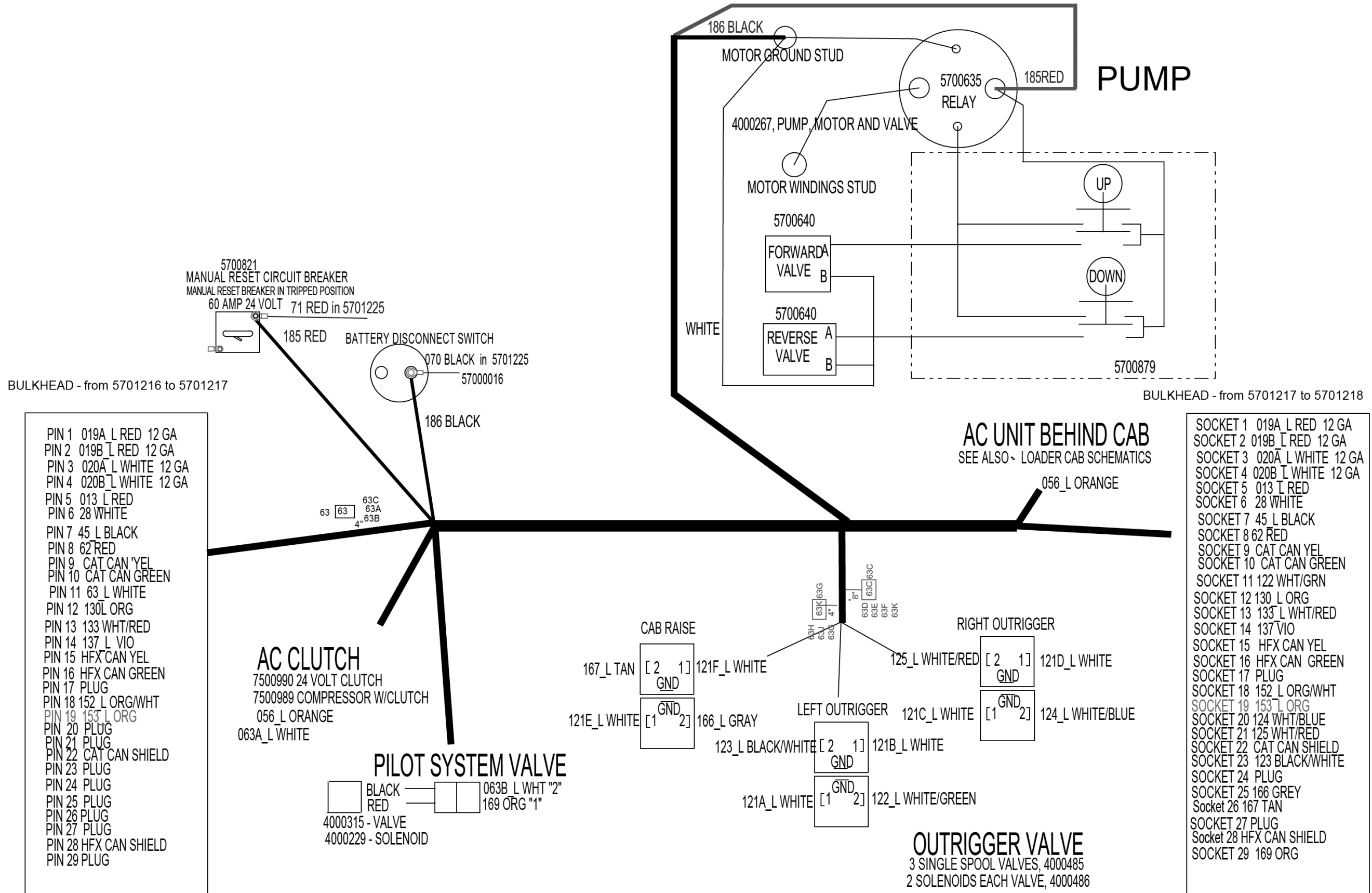


## HFX CAN BOX 5701193

- IN 5701213
- REAR CAN HI YEL 'A' RADIO CAN HI YEL 'A' RESISTOR
  - REAR CAN LOW 'B' RADIO CAN LOW 'B' 5701053
  - REAR CAN SHIELD 'C' RADIO CAN SHIELD 'C'
- IN 5701216
- A6S CAN HI YEL 'A' HFX CAN HI YEL 'A' LOADER HFX CAN YEL 'A'
  - A6S CAN LOW 'B' HFX CAN LOW 'B' LOADER HFX CAN GREEN 'B'
  - A6S CAN SHIELD 'C' HFX CAN SHIELD 'C' LOADER SHIELD 'C'

NOTE: L IS USED TO IDENTIFY THE WIRES AS PART OF THE LOADER HARNESS

5701217





# 5701218

