



5064TM Horizontal Grinder

Manual 2: Parts Reference





 **DURATECH[®]**
Clearing the Way for a Better Tomorrow




5064TM

Horizontal Grinder

Manual 2: Parts Reference

DuraTech Industries International Inc. (DuraTech) has made every effort to assure that this manual completely and accurately describes the operation and maintenance of the 5064TM Horizontal Grinders as of the date of publication. DuraTech reserves the right to make updates to the machine from time to time. Even in the event of such updates, you should still find this manual to be appropriate for the safe operation and maintenance of your unit.

This manual, as well as materials provided by component suppliers to DuraTech are all considered to be part of the information package. Every operator is required to read and understand these manuals, and they should be located within easy access for periodic review.

 is a registered trademark of Duratech Industries International, Inc. 5064 is a trademark of Duratech Industries International, Inc.



 **DURATECH[®]**
Clearing the Way for a Better Tomorrow



Foreword

All personnel must read and understand before operating unit

DuraTech Industries International Inc. (DuraTech Industries) has made every effort to assure that this manual completely and accurately describes the operation and maintenance of this Industrial Grinder as of the date of publication. DuraTech Industries reserves the right to make updates to the machine from time to time. Even in the event of such updates, you should still find this manual to be appropriate for the safe operation and maintenance of your machine.

This manual, as well as materials provided by component suppliers to DuraTech Industries are all considered to be part of the information package. Every operator is required to read and understand these manuals. All manuals should be located within easy access for troubleshooting and periodic review.

Appropriate use of the unit

This Horizontal Grinder is designed to grind wood waste and other materials, including: grass clippings, leaves, pallets, construction and demolition debris, tree branches and tree trunks.

It is **NOT** designed to grind rocks, steel, concrete, or the like.

Operator protection

As with all machinery, care needs to be taken by the operator in order to insure the safety of the operator and those in the surrounding area.



WARNING: Operators and those observing the operation of the Industrial Grinder are required to wear head, eye, and ear protection. No loose clothing is allowed.



TABLE OF CONTENTS

5064 HORIZONTAL GRINDER : Parts Reference	1
FIFTH WHEEL SKID.....	2
FRONT MAIN FRAME	4
FRONT TABLE ASSEMBLY.....	6
LIFT ARM ASSEMBLY.....	8
LIFT ARM CYLINDERS	10
FEED ROLLER STOP.....	12
FEED FLOOR.....	14
FEED FLOOR SLOT BRUSHES.....	16
WEAR PLATES.....	17
ROTOR	18
SCREEN RACK AND SWITCH.....	20
BATTERY BOX.....	22
ROTOR BOX SEALS AND HOSE SHIELDS	24
ROTOR COVER.....	26
BELLY CONVEYOR	28
FRONT BELLY CONVEYOR DOOR.....	30
BELLY CONVEYOR FRONT IDLER PULLEY	32
LH SIDE IMPACT.....	34
RH SIDE IMPACT.....	36
REAR TRANSITION	38
MATERIAL GUIDE	40
BELLY CONVEYOR SCRAPER.....	42
ACCESS LADDERS	44
JACKS.....	46
BELT GUARD ASSEMBLY.....	48
CONTROL PANEL FRAME.....	50
TOP CONTROL PANEL	52
BOTTOM CONTROL PANEL.....	54
ROTARY SCREEN.....	56
FRONT ENGINE DOORS	58
SIDE ENGINE SHIELD.....	60
FUEL AND HYDRAULIC COOLERS.....	62
REAR ENGINE SHROUD.....	64
ENGINE COMPARTMENT.....	66
ENGINE MOUNTS	68
HYDRAULIC VALVE COVERS.....	70
CONVEYOR SWING.....	72
LOWER DISCHARGE CONVEYOR.....	74
MATERIAL DEFLECTOR LH	76
MATERIAL DEFLECTOR RH.....	77
UPPER DISCHARGE CONVEYOR BELT GUIDE	78



TABLE OF CONTENTS

DISCHARGE CONVEYOR IDLER PULLEY	79
DISCHARGE CONVEYOR WEAR GUARD LH.....	80
DISCHARGE CONVEYOR WEAR GUARD RH	81
UPPER DISCHARGE CONVEYOR	82
MAGNETIC ROLLER CHUTE.....	84
FUEL TANK	86
OIL TANK.....	88
LEVEL / TEMP SENSOR	90
AXLE	92
FENDERS	93
AIR COMPRESSOR.....	94
HYDRAULIC CYLINDERS - 4100193 & 4100254	96
HYDRAULIC CYLINDERS - 4100255 & 4100256	97
HYDRAULIC CYLINDERS - 4100257 & 4100258	98
HYDRAULIC CYLINDERS - 4100267 & 4100268	99
ORBIT MOTORS	100
4000304 24V POWER UNIT.....	101
4000310 CENTER SECTIONS	102
4000310 TIE ROD AND END SECTIONS.....	104
4200125 - LOADSENSE PUMP	106
4000495 VALVE	108
4000438 VALVE	109
4000437 VALVE	110
4000437 VALVE	111
5064 HYDRAULIC PARTS LIST	112
5700919 BULKHEAD.....	118
5700922 BULKHEAD #3 CLUTCH.....	119
5700923 TAIL LIGHT HARNESS	120
5700749 AND 5700948 MACHINE POWER HARNESS.....	121
ENGINE FAN DRIVE HYDRAULIC SCHEMATIC.....	122
DECALS	124
DECAL LOCATIONS	126
WEAR PARTS	133
5064 Documentation Comment Form.....	135
Appendix A Schematic Foldouts	137
5700920 CONTROL PANEL.....	FO-1
5700920 CONTROL PANEL RELAYS.....	FO-2
5700921 CONTROL PANEL WIRING SCHEMATIC	FO-3
MACHINE HYDRAULICS - EXPLOSION	FO-4
MACHINE HYDRAULICS - SECTIONS 1 AND 3.....	FO-5
MACHINE HYDRAULICS - SECTIONS 2 AND 4.....	FO-6



TABLE OF CONTENTS



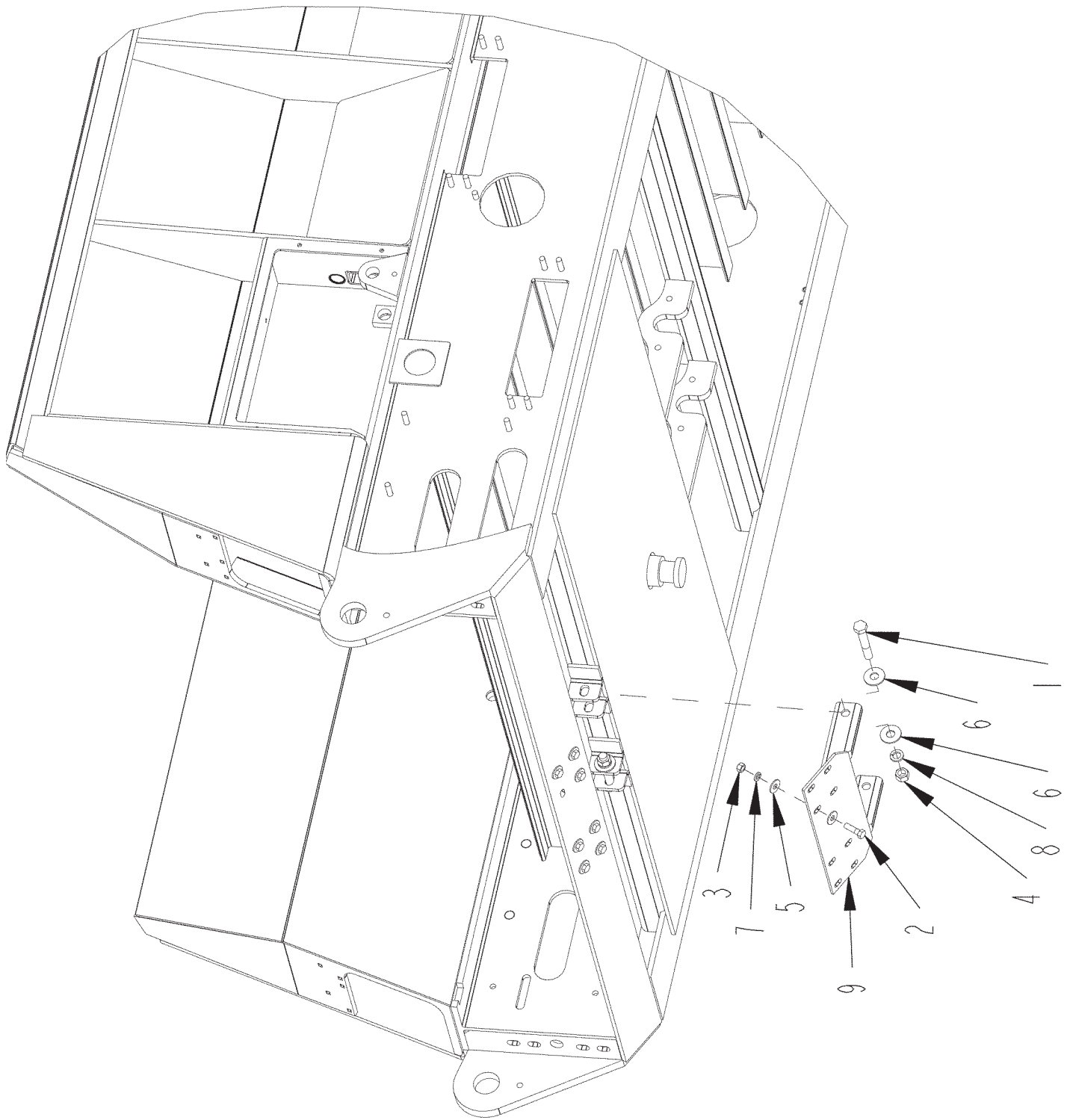


5064TM

Horizontal Grinder

Manual 2: Parts Reference

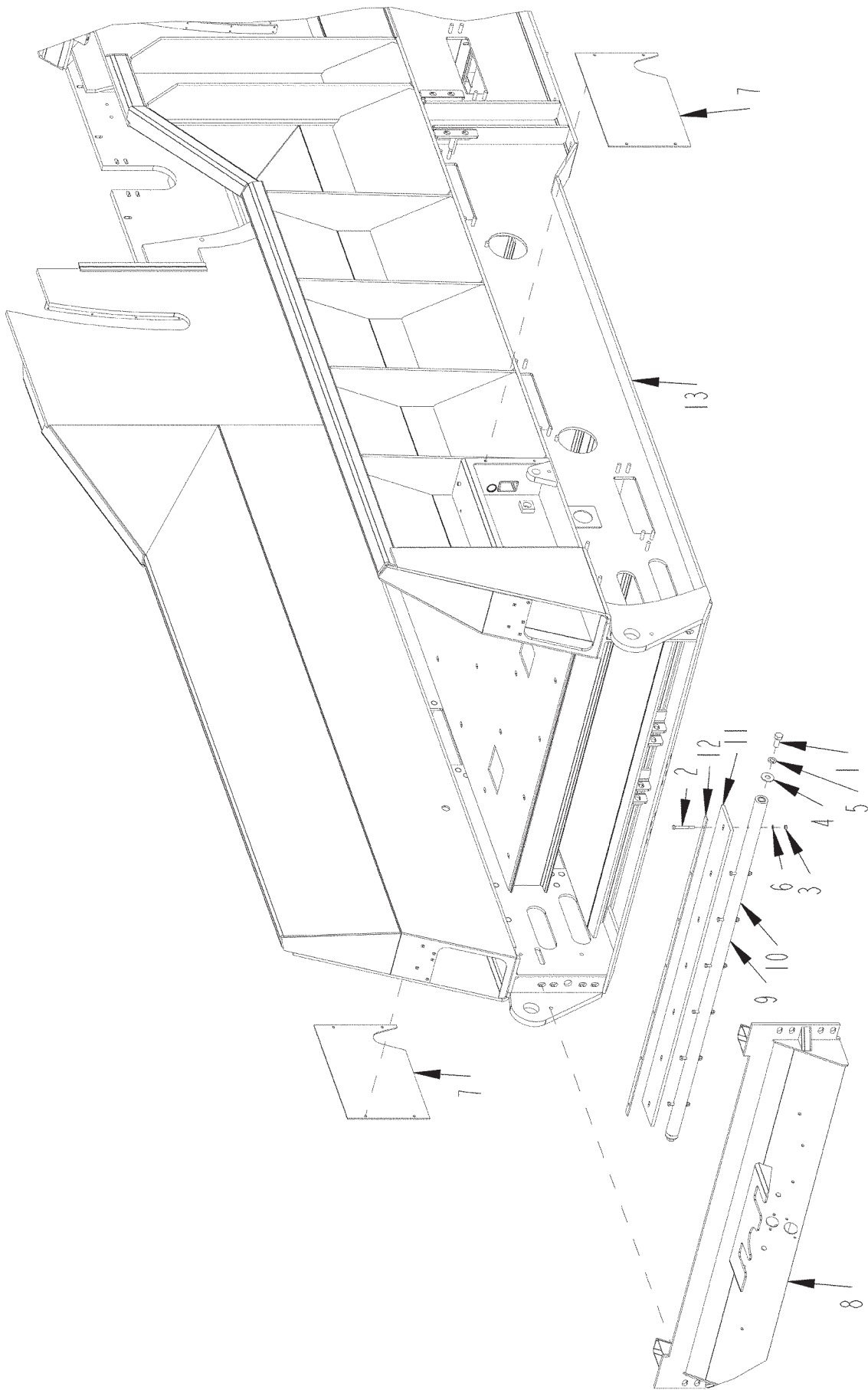
FIFTH WHEEL SKID



FIFTH WHEEL SKID

ITEM	PART	QTY.	PART DESCRIPTION
1	4800139	2	BOLT\HEX\3/4X4-1/2
2	4800178	8	BOLT\HEX\1/2X1-3/4
3	4900001	8	NUT\HEX\1/2\NC
4	4900004	2	NUT\HEX\3/4\NC
5	5000004	16	WASH\FLAT\1/2
6	5000005	4	WASH\FLAT\3/4
7	5000006	8	WASH\LOCK\1/2
8	5000012	2	WASH\LOCK\3/4
9	7101452	1	SKID\FIFTHWHEEL

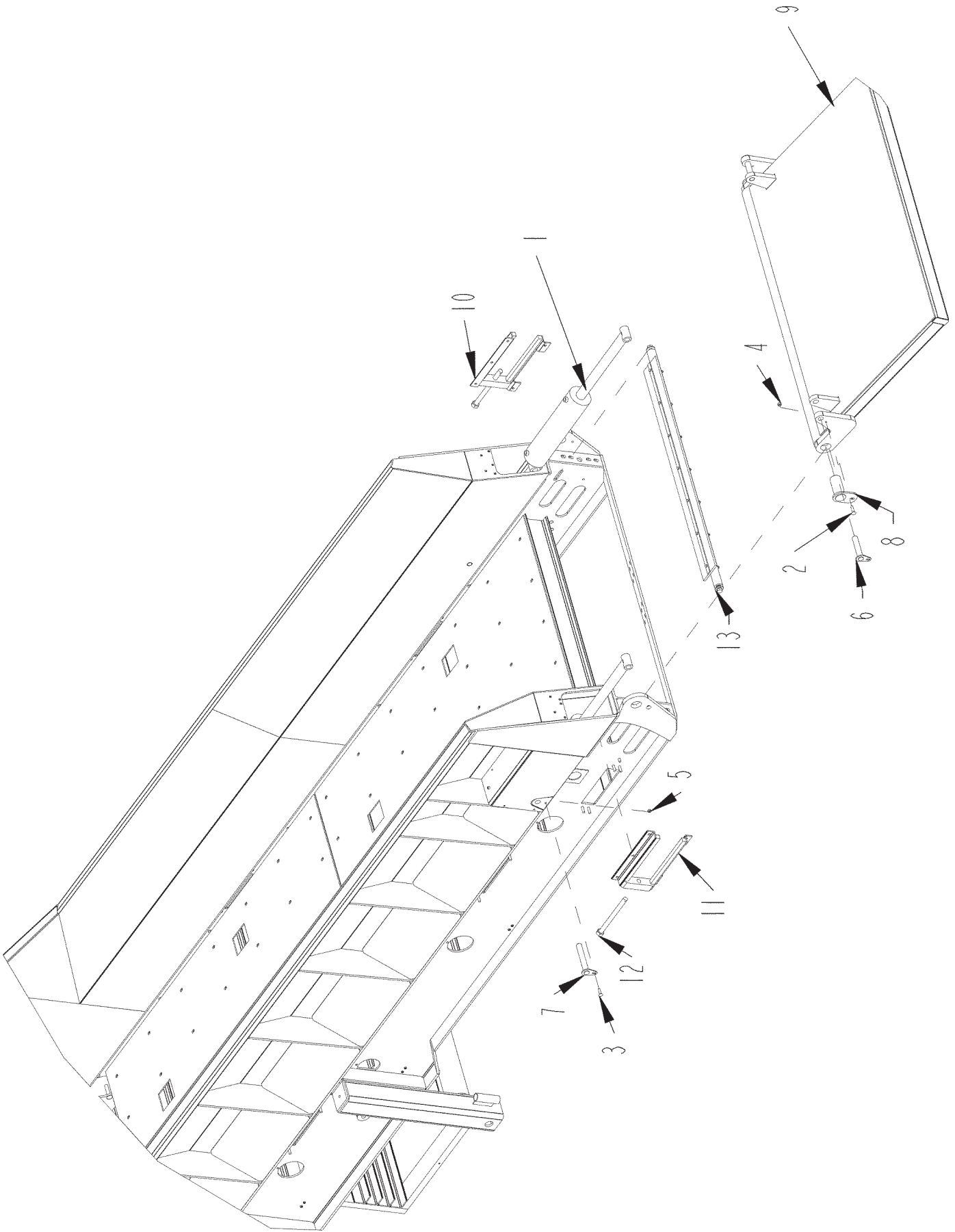
FRONT MAIN FRAME



FRONT MAIN FRAME

ITEM	PART	QTY.	PART DESCRIPTION
1	4800469	2	BOLT\HEX\3/4X1-3/4
2	4800515	7	BOLT\HEX\3/8X3-1/4\NC
3	4900002	7	NUT\HEX\3/8\NC
4	5000005	2	WASH\FLAT\3/4
5	5000012	2	WASH\LOCK\3/4
6	5000019	7	WASH\LOCK\3/8
7	7100362	2	DOOR\ACCESS\CYL\TABLE
8	7100363	1	MOUNT\GLADHANDS\WIRING HARNESS
9	7101059	1	DEFL\MAT\FR\TABLE
10	7101060	1	DEFL\MAT\FR\FLOOR\FEED (INCLUDES 7101059, 7101061, 7101062, AND MOUNTING HARDWARE)
11	7101061	1	BELT\DEFL\FR\FLOOR\FEED
12	7101062	1	STRP\KPR\BLT\FLOOR\FRNT
13	7101345	1	MNFRM\WELD

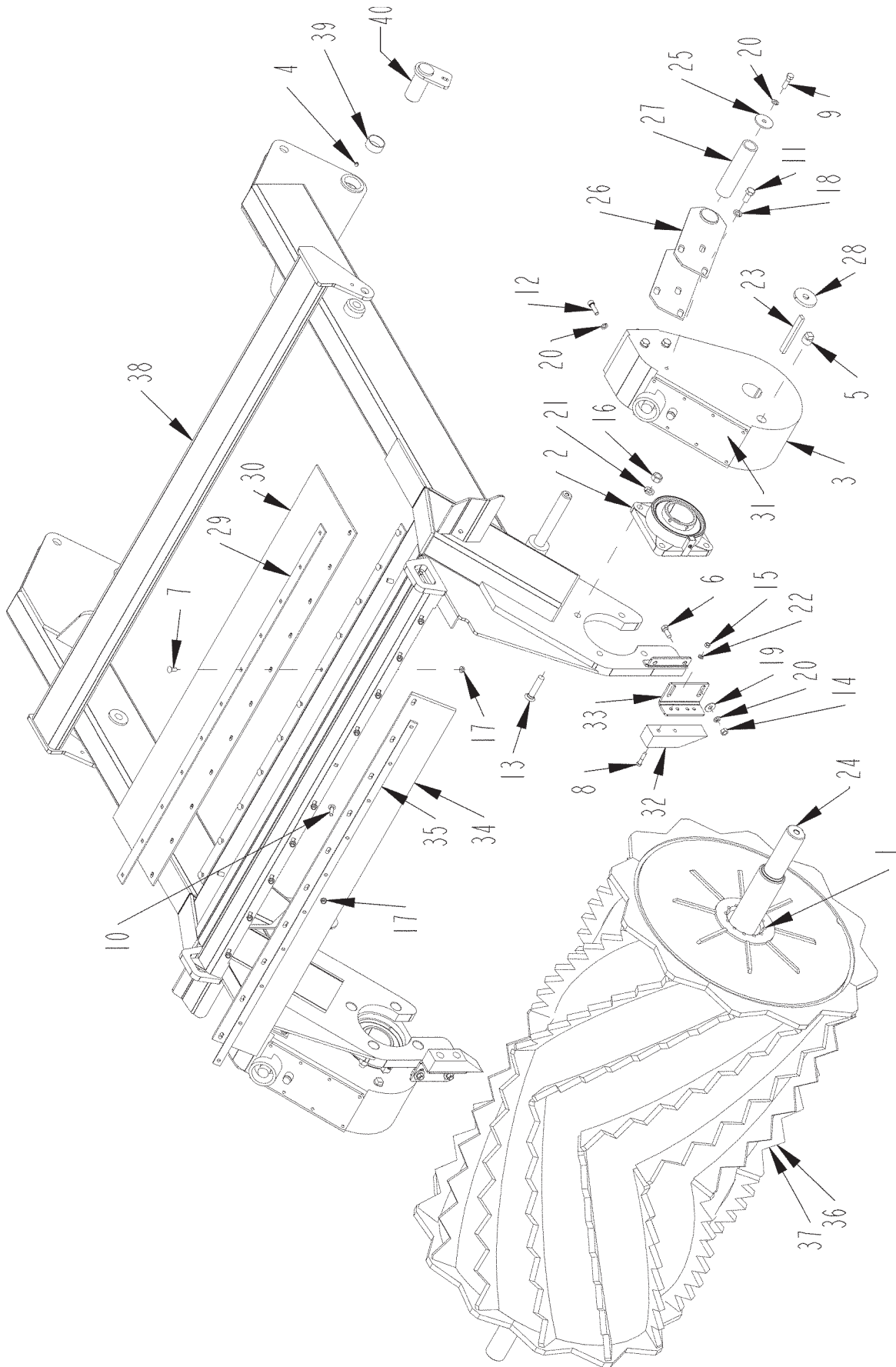
FRONT TABLE ASSEMBLY



FRONT TABLE ASSEMBLY

ITEM	PART	QTY.	PART DESCRIPTION
1	4100256	2	CYL\HYD\4-1/2X20\2-1/4 ROD\WELDED\W CROSSTUBES
2	4800334	2	BOLT\CRG\1/2X2\NC
3	4800947	1	BOLT\CRG\7/16X2\NC
4	4900014	2	NUT\TPLCK\1/2\NC
5	4900035	1	NUT\TPLCK\7/16\NC
6	7100358	2	PIN\CYL\HYD\1-1/4X6-7/8
7	7100359	2	PIN\CYL\HYD\1-1/4X7-7/8
8	7100360	2	PIN\CYL\HYD\2-1/2X5-3/4
9	7100364	1	TABLE\FOLDING\FRONT
10	7100455	1	TENSIONER\FLOOR\FEED\LH
11	7100458	1	TENSIONER\FLOOR\FEED\RH
12	7100459	2	ROD\TENSIONER
13	7101060	1	DEFL\MAT\FR\FLOOR\FEED

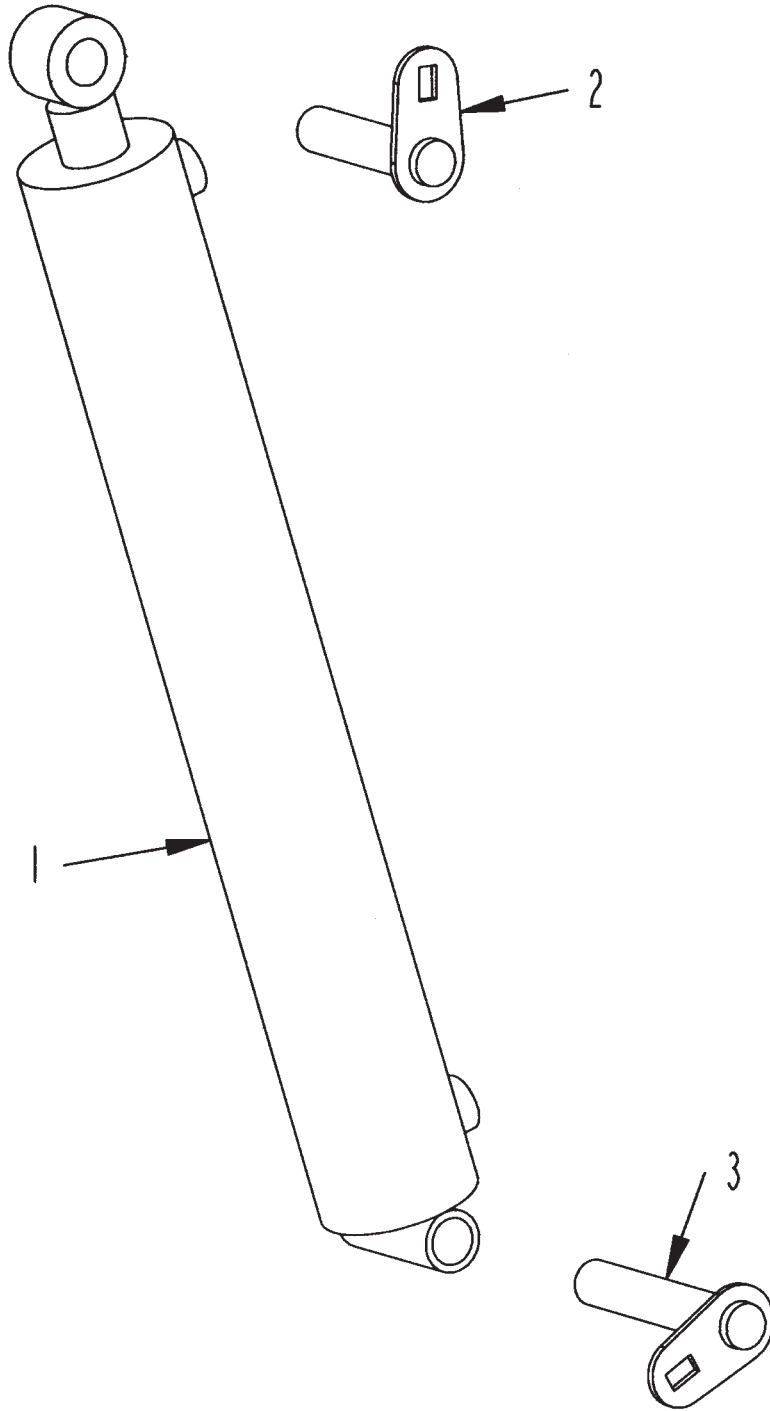
LIFT ARM ASSEMBLY



LIFT ARM ASSEMBLY

ITEM	PART	QTY.	PART DESCRIPTION
1	1400613	2	BUSH\KEYLESS\EXP\4-1/2
2	2000326	2	BRRG\FLANGE\4 BOLT\3-1/2\SET SCREW\BALL
3	3100206	2	GRBX\BERMA\FECON
4	3800043	2	FTG\LUB\1/8MPXZRK\SHORT
5	3800515	4	FTG\1MP\PLUG\SQHEAD\W
6	4800018	4	BOLT\HEX\1/2X1-1/4
7	4800053	11	BOLT\CRG\3/8X1\NC
8	4800142	4	BOLT\HEX\3/8X1-3/4
9	4800178	2	BOLT\HEX\1/2X1-3/4
10	4800477	10	BOLT\CRG\3/8X1-1/2\NC
11	4800565	12	BOLT\HEX\M16XM35
12	4801208	4	SCR\CAP\ALN\M12X40
13	4801221	8	SCR\CSK\ALN\3/4X3-1/2\NC
14	4900001	4	NUT\HEX\1/2\NC
15	4900002	4	NUT\HEX\3/8\NC
16	4900004	8	NUT\HEX\3/4\NC
17	4900109	21	NUT\FLG\TPLCK\3/8\NC
18	5000003	12	WASH\LOCK\5/8
19	5000004	4	WASH\FLAT\1/2
20	5000006	10	WASH\LOCK\1/2
21	5000012	8	WASH\LOCK\3/4
22	5000019	4	WASH\LOCK\3/8
23	6200087	2	KEY\REC\11MMX18MMX6"
24	7100375	1	SHAFT\ROLL\FEED
25	7100395	2	WASHER\ARM\TORQUE
26	7100428	2	ARM\TORQUE
27	7100487	2	TUBE\CUSHION\TORQUE
28	7100697	2	KEEPER\KEY\GEARBOX\BERMA
29	7100768	1	SH\FSTNR\BELT\ROLL\FEED
30	7100787	1	BELT\MAT\ARM\ROLL\FEED
31	7100858	2	COVER\GEARBOX\COMPLETE (INCLUDES 7100472, 3800490 PLUG AND 3800860 BREATHER)
31A	7100472		COVER\GEARBOX(COVER ONLY)
32	7101047	2	BLCK\GUIDE\ARM\FEED
33	7101048	2	PL\MNT\PLSTC
34	7101142	1	BELT\DFLCTR\WHL\FD
35	7101149	1	STRP\RET\BLT\DEFL\WHL\FD
36	7101160	1	ASSY\WHEEL\FEED (INCLUDES ITEM 1, 24, 37)
37	7101161	1	ROLL\FEED
38	7101167	1	WELD\ARM\WHEEL\FEED
39	1400611	4	BUSH\2'IDX2-3/16OD\2"L\GARLOCK-MUST BE CUT TO LENGTH
40	7101170	2	PIN\HINGE\4-1/4\ARM\LIFT
NOT SHOWN			
	4100267	2	CYL\HYD\3X20X1-1/2\CRSTBE

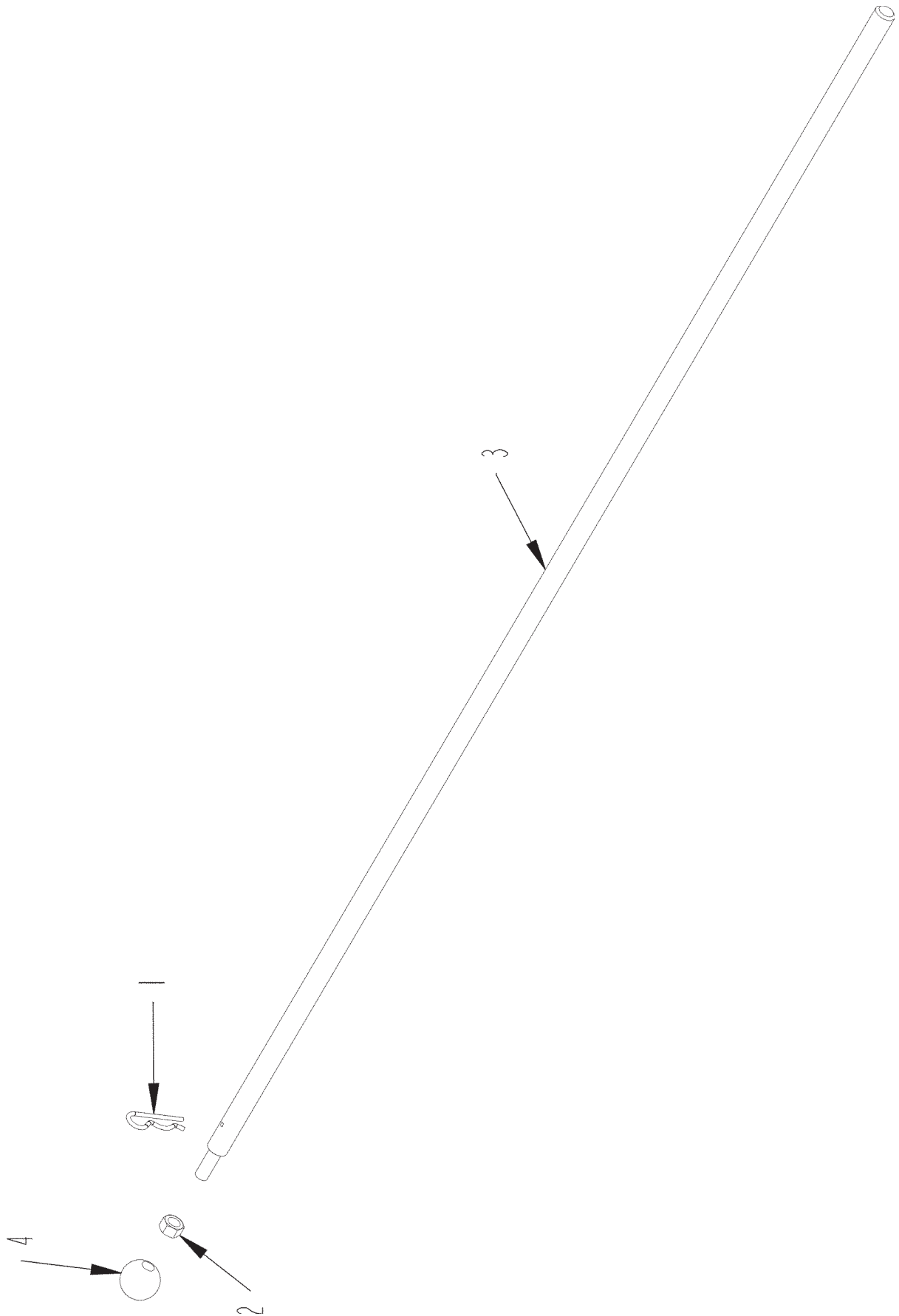
LIFT ARM CYLINDERS



LIFT ARM CYLINDERS

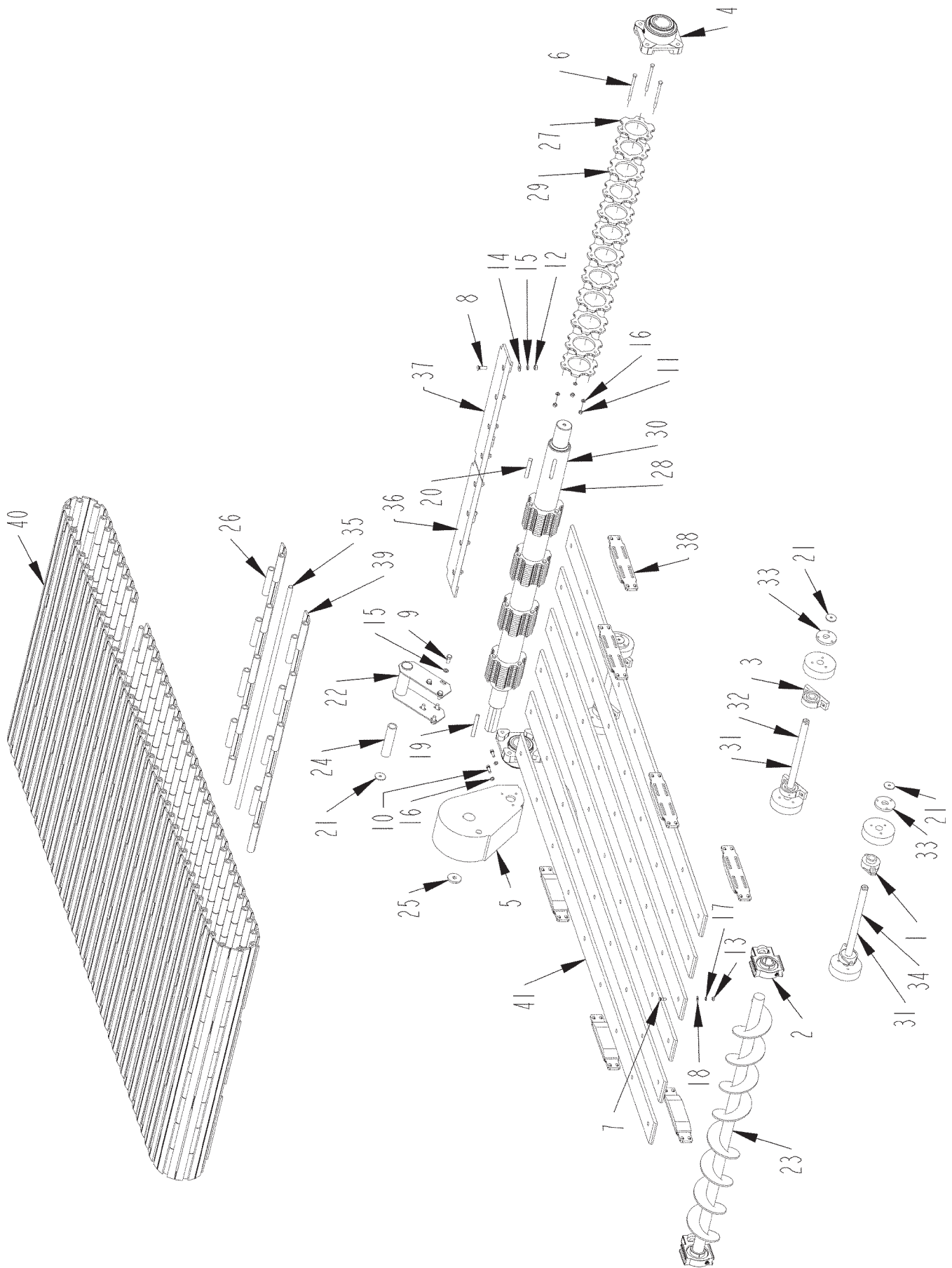
ITEM	PART	QTY.	PART DESCRIPTION
1	4100267	1	CYL\HYD\3x20x1-1/2\CROSSTUBE\PARRALLEL\SAE-8
2	7100961	1	PIN\CYL\1X4-3/8
3	7100962	1	PIN\CYL\1X5-11/16

FEED ROLLER STOP



FEED ROLLER STOP


ITEM	PART	QTY.	PART DESCRIPTION
1	4800056	1	PIN\HAIR\3/16(#3)
2	4900047	1	NUT\JAM\5/8\NC
3	7100393	1	RD\STOP\ROLL\FEED\WELD
4	7501180	1	KNOB\RD\BLK\1-7/8\5/8NCHL
	7100394		RD\STOP\ROLL\FEED\COMPLETE(INCLUDES ALL ABOVE)



FEED FLOOR

ITEM	PART	QTY.	PART DESCRIPTION
1	2000308	2	BRG\FLG\CAST\1-1/2\2BOLT
2	2000330	2	BRG\TAKE UP\2-7/16\SET SCREWBALL
3	2000511	4	BRG\PB\1-1/2\2BOLT\MALLEABLE
4	2000579	2	BRG\FLG\3-1/2\4-BOLT\RLLR
5	3100206	1	GRBX\BERMA\FECON
6	4800080	15	BOLT\HEX\1/2X7
7	4800384	54	BOLT\PLOW\7/16X1-1/2
8	4800418	8	SCR\CSK\ALN\5/8X2
9	4800565	6	BOLT\HEX\M16XM35
10	4801208	2	SCR\CAP\ALN\M12X40
11	4900001	15	NUT\HEX\1/2\NC
12	4900005	8	NUT\HEX\5/8\NC
13	4900025	54	NUT\HEX\7/16\NC
14	5000002	8	WASH\FLAT\5/8
15	5000003	14	WASH\LOCK\5/8
16	5000006	17	WASH\LOCK\1/2
17	5000015	54	WASH\LOCK\7/16
18	5000016	54	WASH\FLAT\7/16
19	6200087	1	KEY\REC\11MMX18MMX6"
20	6200091	5	KEY\SQ\3/4X5
21	7100395	7	WASHER\ARM\TORQUE
22	7100428	1	ARM\TORQUE
23	7100442	1	ROLL\CLEANOUT\TENSIONER
24	7100487	1	TUBE\CUSHION\TORQUE
25	7100697	1	KEEPER\KEY\GEARBOX\BERMA
26	7101105	39	SLAT\FLR\FD
27	7101106	10	GEAR\END\DR\FLR
28	7101108	1	SHAFT\ROLL\DRIVE\FLOOR\FEED
29	7101109	50	GEAR\MID\DR\FLR
30	7101110	1	DR\FLR\FD (INCLUDES ITEMS 27, 28, 29 AND MOUNTING HARDWARE)
31	7101112	3	SHFT\RTRN\FLR
32	7101113	2	RLLR\RTRN\FLR\FD
33	7101114	6	WSH\RTNR\RLLR\RTRN
34	7101115	1	RLLR\RTRN\FLR\FD\FR
35	7101116	78	RD\HINGE\FLR
36	7101123	1	EDGE\CTTNG\FLR\RGHT
37	7101125	1	EDGE\CTTNG\FLR\LFT
38	7101126	8	GUIDE\FLR\SIDE
39	7101136	39	SLAT\FLR\FD\NO;TREAD
40	7101162	1	ASSY\FLOOR\FEED\SLATS\5064
41	7101163	6	STRIP\WEAR\FLR\FEED

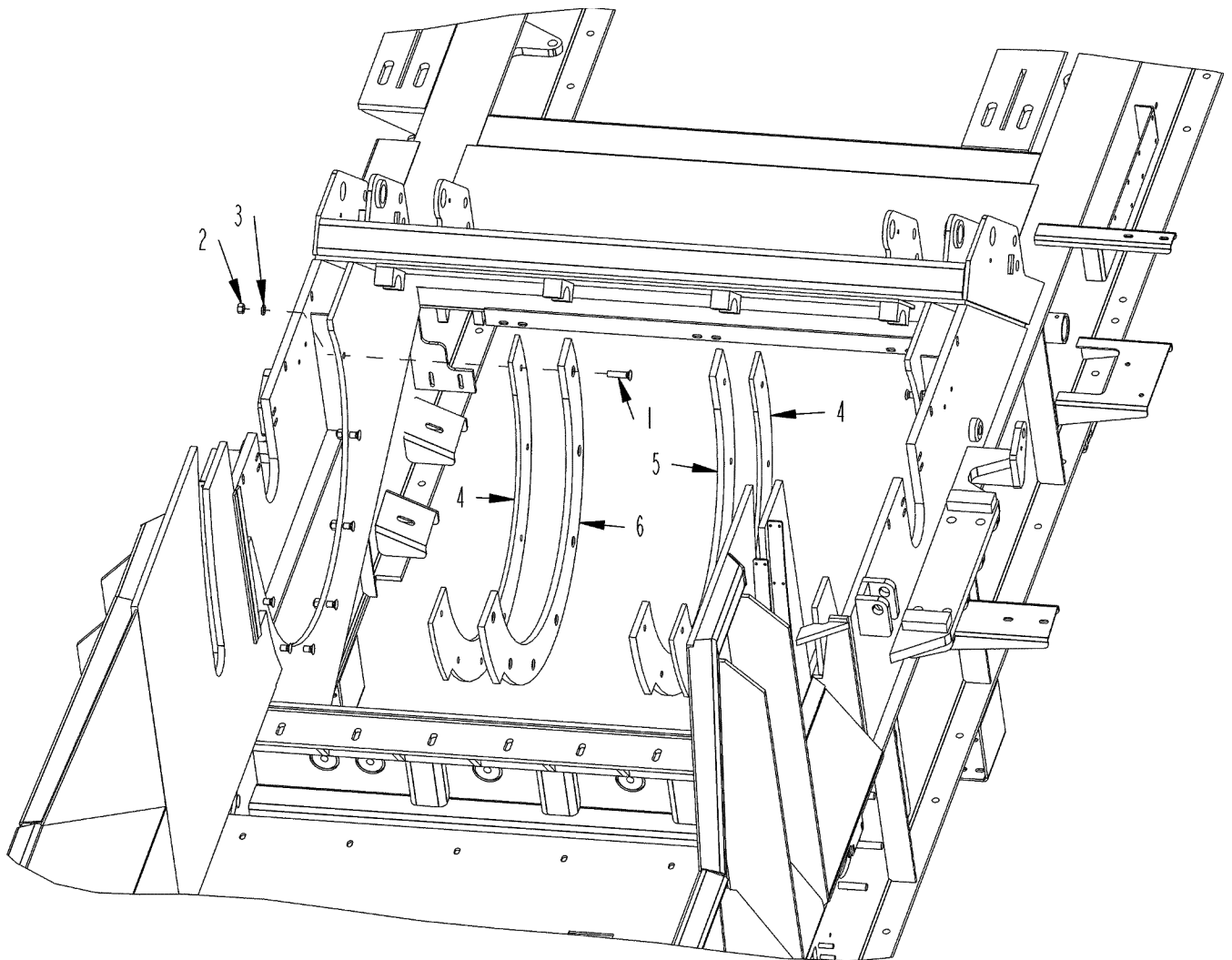
FEED FLOOR SLOT BRUSHES



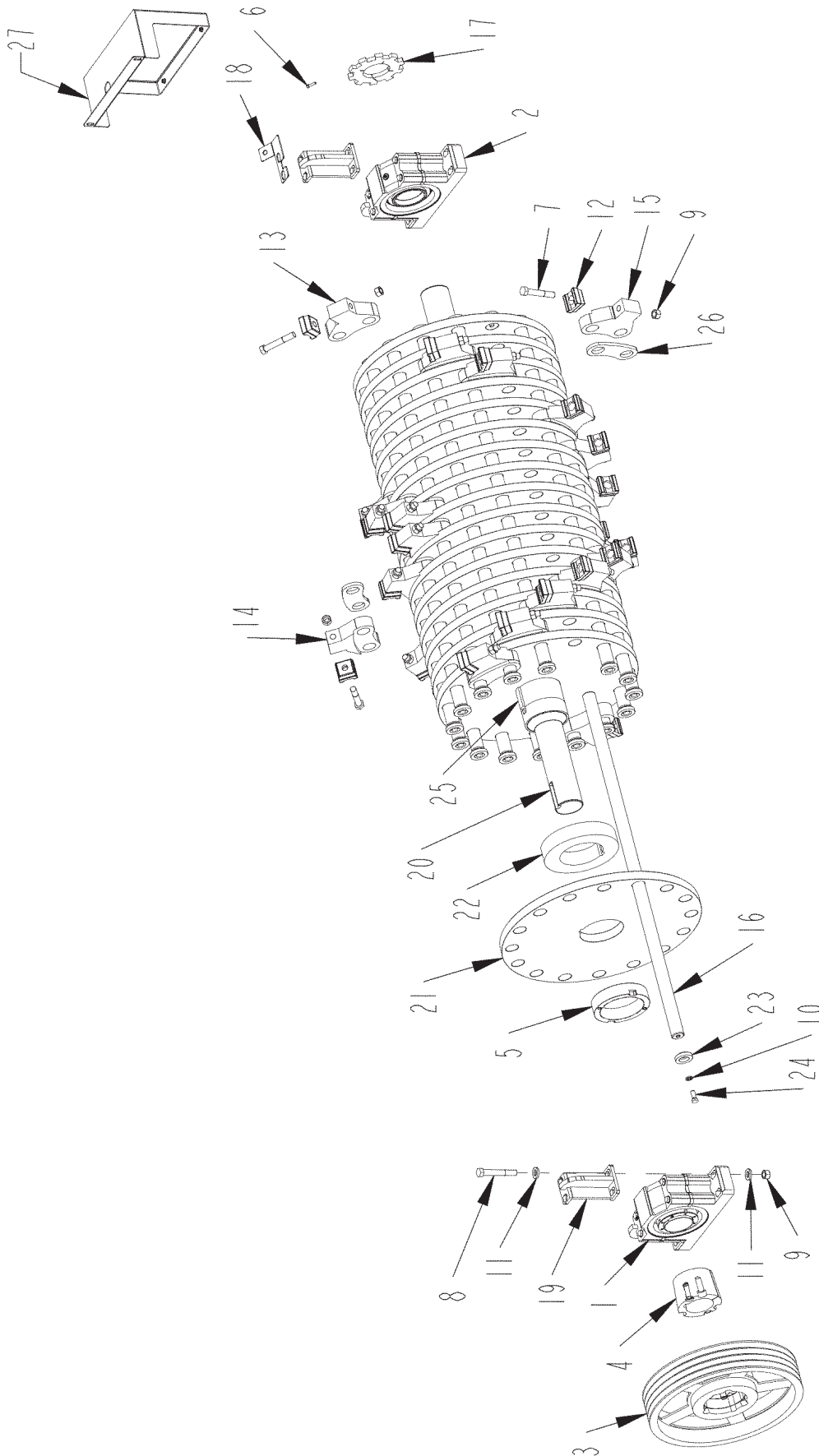
ITEM	PART	QTY.	PART DESCRIPTION
1	7501498	2	STRIP\BRUSH\22"
2	7501499	2	EXTRUSION 22"

WEAR PLATES

ITEM	PART	QTY.	PART DESCRIPTION
1	4801220	14	SCR\CSK\ALN\5/8X2-1/2\NC
2	4900005	14	NUT\HEX\5/8\NC
3	5000003	14	WASH\LOCK\5/8
4	7101353	2	PL\BCKP\PL\WEAR
5	7101354	1	LH\PLATE\WEAR\BOX\RTR
6	7101355	1	RH\PLATE\WEAR\BOX\RTR



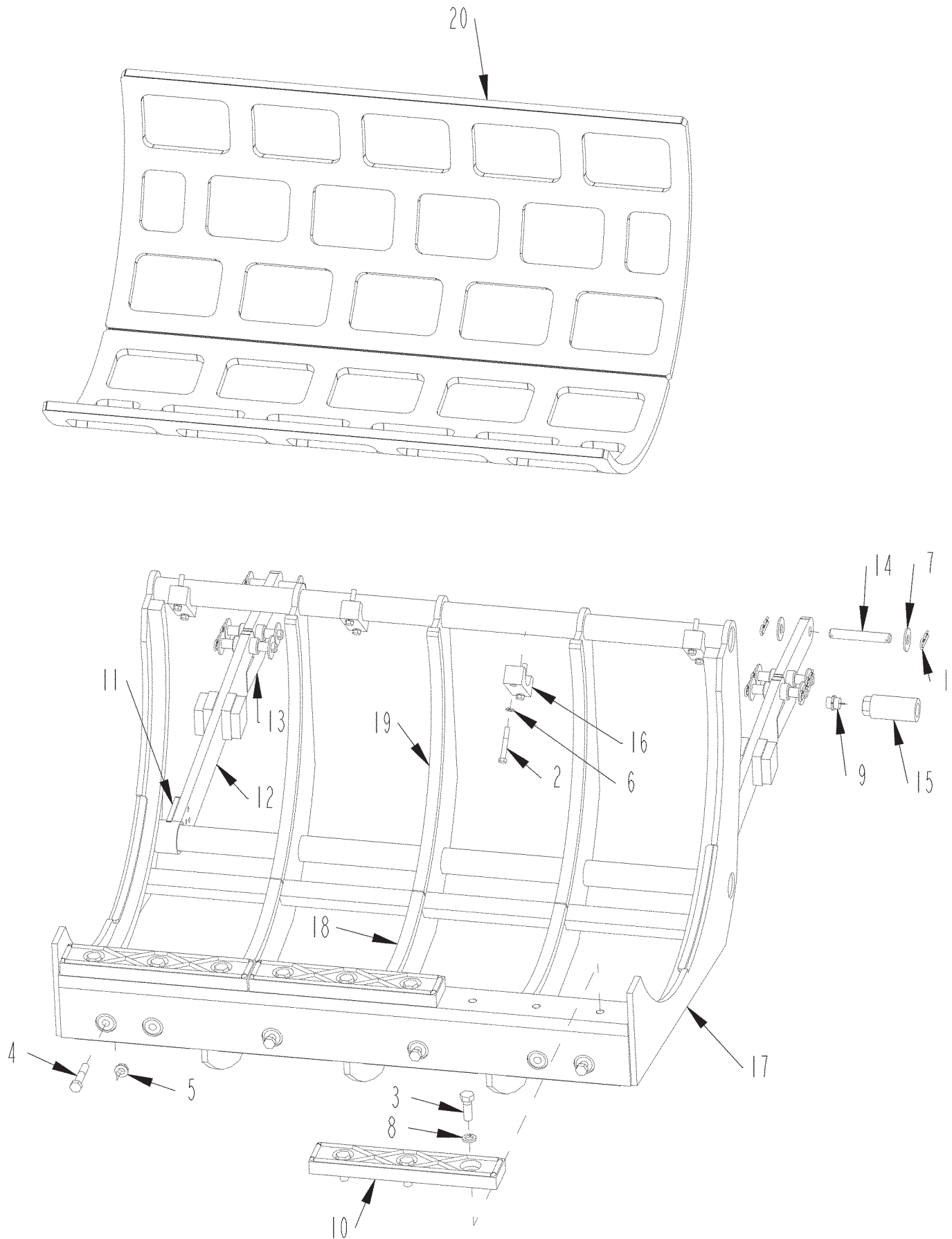
ROTOR



ROTOR

ITEM	PART	QTY.	PART DESCRIPTION
1	2000583	1	BRG\PB\4-7\16\DODGE\CAST\FIXED
2	2000582	1	BRG\PB\4-7\16\DODGE\CAST\EXPANSION
3	1400653	1	SHVE\8V-4\24.8\TL\DYNAMIC
4	1400654	1	BUSH\TAPER\4-7\16\5050
5	4703235	2	NUT\RTR\6X2X8\LH
6	4800124	1	SCR\CAP\ALN\5\16X1-1\4\NC
7	4800563	32	BOLT\HEX\7\8X5-1\2\GR9\NF
8	4800935	8	BOLT\HEX\7\8X6\GR9\NF
9	4900148	40	NUT\TPLCK\7\8\GR9\NF
10	5000003	32	WASH\LOCK\5\8
11	5000120	16	WASH\FLAT\7\8\EXTRTHK\GR8
12	5200132	32	HMMR\TIP\1-HOLE
13	5200222	2	HMMR\FIXED\BASE\HD12\1;BOLT
14	5200247	15	HMMR\FIXED\BASE\1-BOLT\RIGHT\OFFST
15	5200248	15	HMMR\FIXED\BASE\1-BOLT\LEFT\OFFST
16	5300118	16	ROD\HMMR\2X62-1\4
17	7100562	1	WHEEL\PICKUP\SPEED
18	7100563	1	BRKT\SENSOR\SPD
19	7100566	4	SPPRT\BRG\RTR
20	7101152	1	SHAFT\RTR\7X93-7\8\4-7\16"BRG
21	7101153	17	PL\RTR\7X1-1\2X32-1\4\2ROD
22	7101154	16	SPCR\RTR\12X7X2.380
23	7101156	32	RTNR\ROD\FLAIL
24	7101157	32	BOLT\RTR\5\8X1-1\2\MACHINED
25	7101158	4	KEY\REC\3\4X1X15-5\8
26	7101475	30	PL\SPCR\HMMR
	7101151		RTR\NEW\62-1\4X2RD\5064
	NOT SHOWN		
	1600103	1	V-BELT\8VP2500-4
	OPTIONAL TIPS		
	5200250	32	HMMR\TEETH\1BOLT\5064
	4801282	32	BOLT\HEX\7\8X4-1\2\NF\GR9

SCREEN RACK AND SWITCH



SCREEN RACK AND SWITCH

ITEM	PART	QTY.	PART DESCRIPTION
1	4800056	9	PIN\HAIR\3/16(#3)
2	4800135	8	BOLT\HEX\1/2X3-1/2
3	4800470	9	BOLT\HEX\7/8X2-1/2\NC
4	4800491	4	BOLT\HEX\3/4X4\GR8\NC
5	4900160	4	NUT\FLG\TPLOCK\3/4\GR8\NC
6	5000006	8	WASH\LOCK\1/2
7	5000014	12	WASH\FLAT\1
8	5000106	9	WASH\LOCK\7/8
9	5700664	1	SWITCH\PRXMTY\NPN
10	7100848	3	BAR\ANVIL
11	7101091	2	PVT\SCRN\PSH
12	7101093	2	LINK\LWR\PSH\SCRN
13	7101094	2	LINK\UPPR\PSH\SCRN
14	7101095	6	PIN\PSH\SCRN
15	7101118	1	PSTNR\SNSR\PRX
16	7101122	4	TOP\BLOCK\MTG\SCRN
17	7101172	1	RACK\SCRN\SNGL
18	7101173	3	TRACK\WEAR\SCRN\LWR
19	7101174	3	TRACK\WEAR\SCRN\UPPER
20	SEE BELOW	2	SCREEN

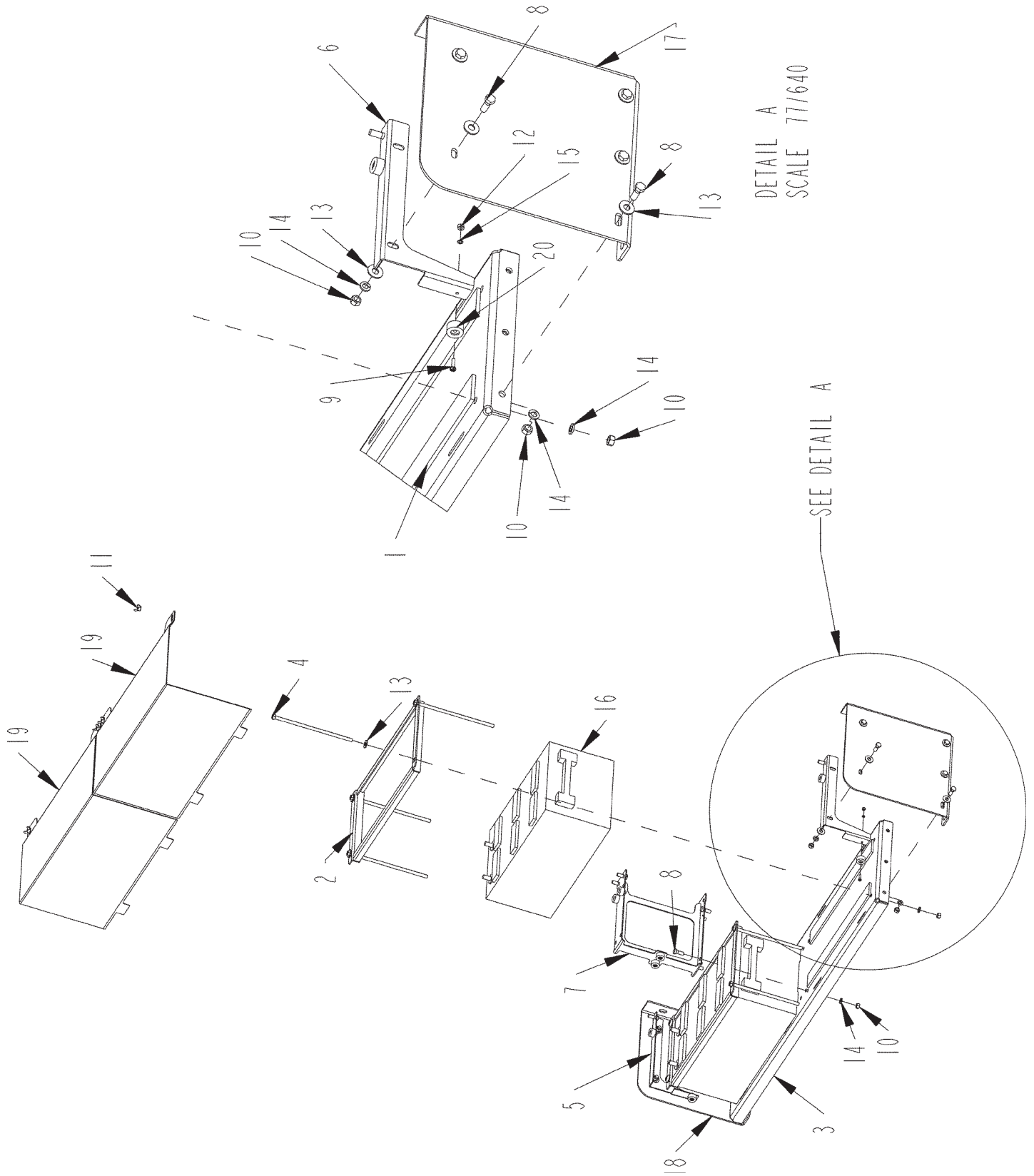
SCREENS

7101501	1" HOLE 1/2" THICK W/DBLR
7101502	2" HOLE 1" THICK
7101503	3" HOLE 1" THICK
7101504	4" HOLE 1" THICK
7101505	3-7/8" X 7" HOLE 1" THICK
7101176	6" X 9-1/4" HOLE 1" THICK

NOT SHOWN

4100193	2	CYL\HYD\2-1/2X8\1-1/4
---------	---	-----------------------

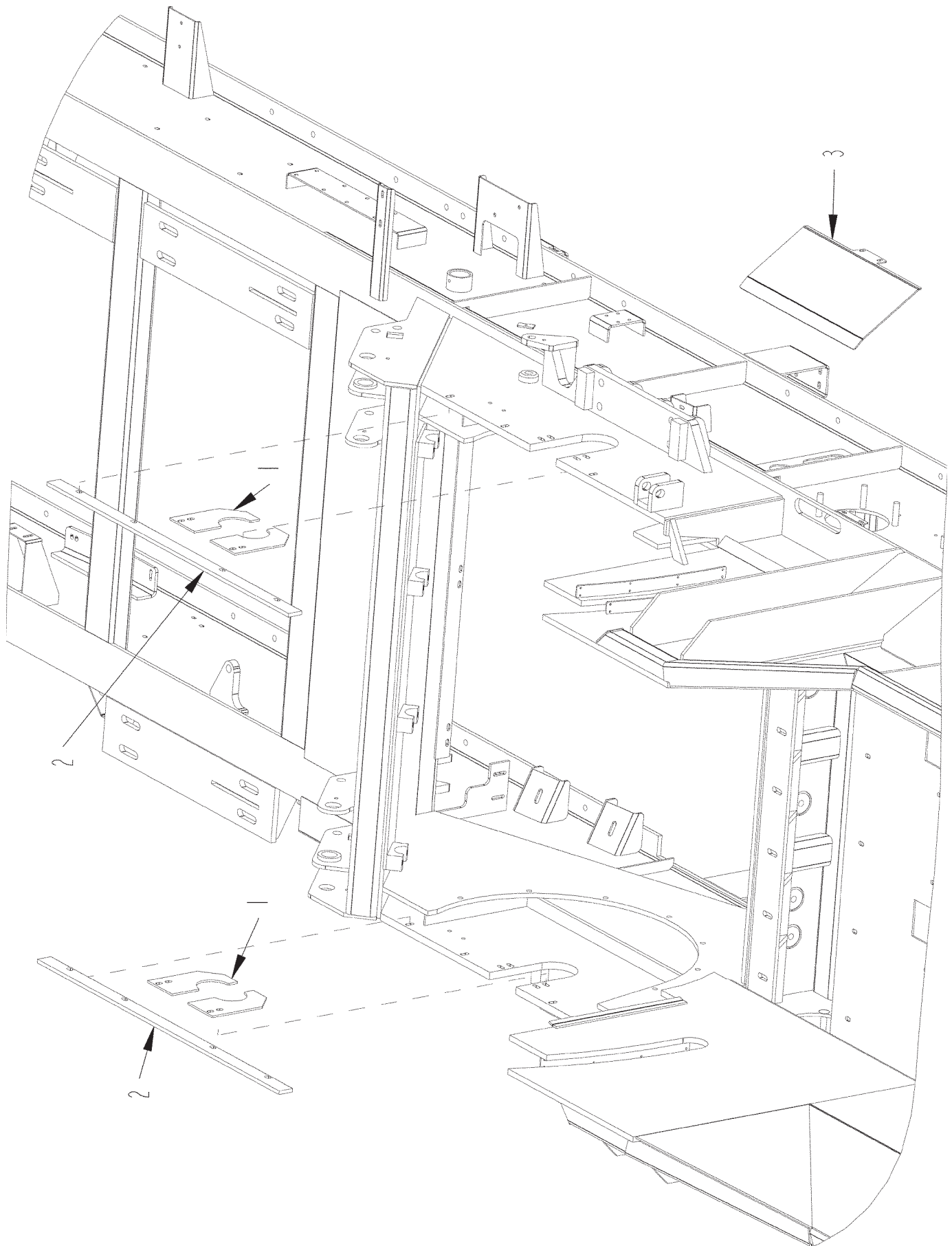
BATTERY BOX



BATTERY BOX

ITEM	PART	QTY.	PART DESCRIPTION
1	4501399	4	BELT\CUSHION\BATTERY
2	4501551	2	BRKT\BATT
3	4501552	1	BRKT\BOX\BATTERY\BOTTOM
4	4703198	8	HLDN\BRCKT\BTTRY
5	4703946	1	BRKT\COVER\BOX\BTTRY
6	4703947	1	BRKT\COVER\BTTRY
7	4703948	1	BRKT\COVER\BOX\BATTERY
8	4800003	18	BOLT\HEX\3/8X1
9	4800497	8	SCR\PAN\PHL\#10X3/4\NC
10	4900002	30	NUT\HEX\3/8\NC
11	4900032	4	NUTWING\3/8\NC
12	4900072	8	NUT\HEX\#10\NC
13	5000001	21	WASH\FLAT\3/8
14	5000019	22	WASH\LOCK\3/8
15	5000071	8	WASH\LOCK;EXT\STAR\#10
16	5700002	2	BATT\12VDC
17	7100679	1	BRKT\BOX\BATTERY
18	7100680	1	BRKT\BOX\BATTERY
19	7101030	2	COVER\BTTRY
20	7500756	8	BMPR\RBBR\1-1/32X5/8

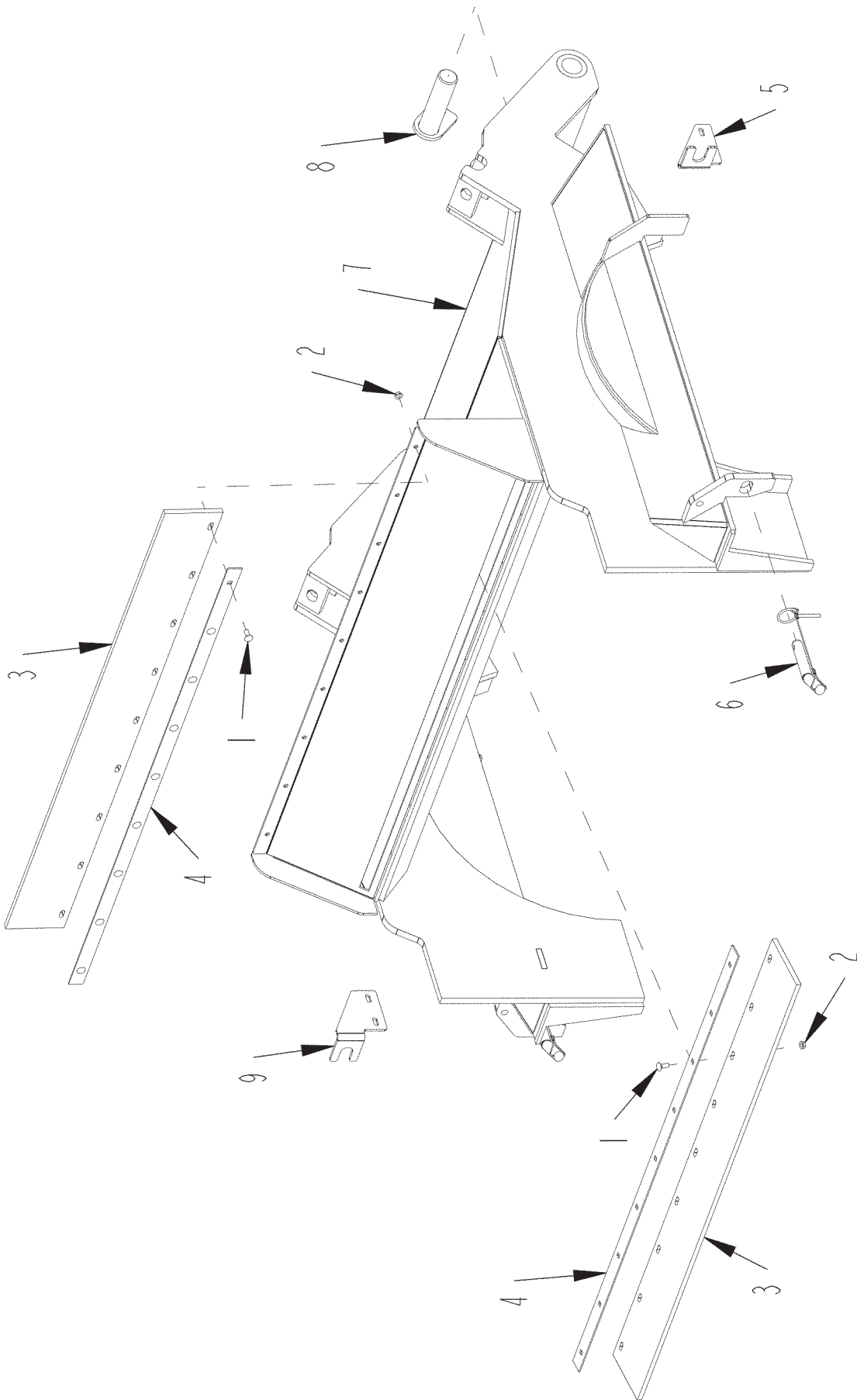
ROTOR BOX SEALS AND HOSE SHIELDS



ROTOR BOX SEALS AND HOSE SHIELDS

ITEM	PART	QTY.	PART DESCRIPTION
1	7101351	4	SEAL\SHFT\RTR
2	7101352	2	SEAL\BOX\RTR
3	7101468	2	SHIELD\HOSE\TABLE

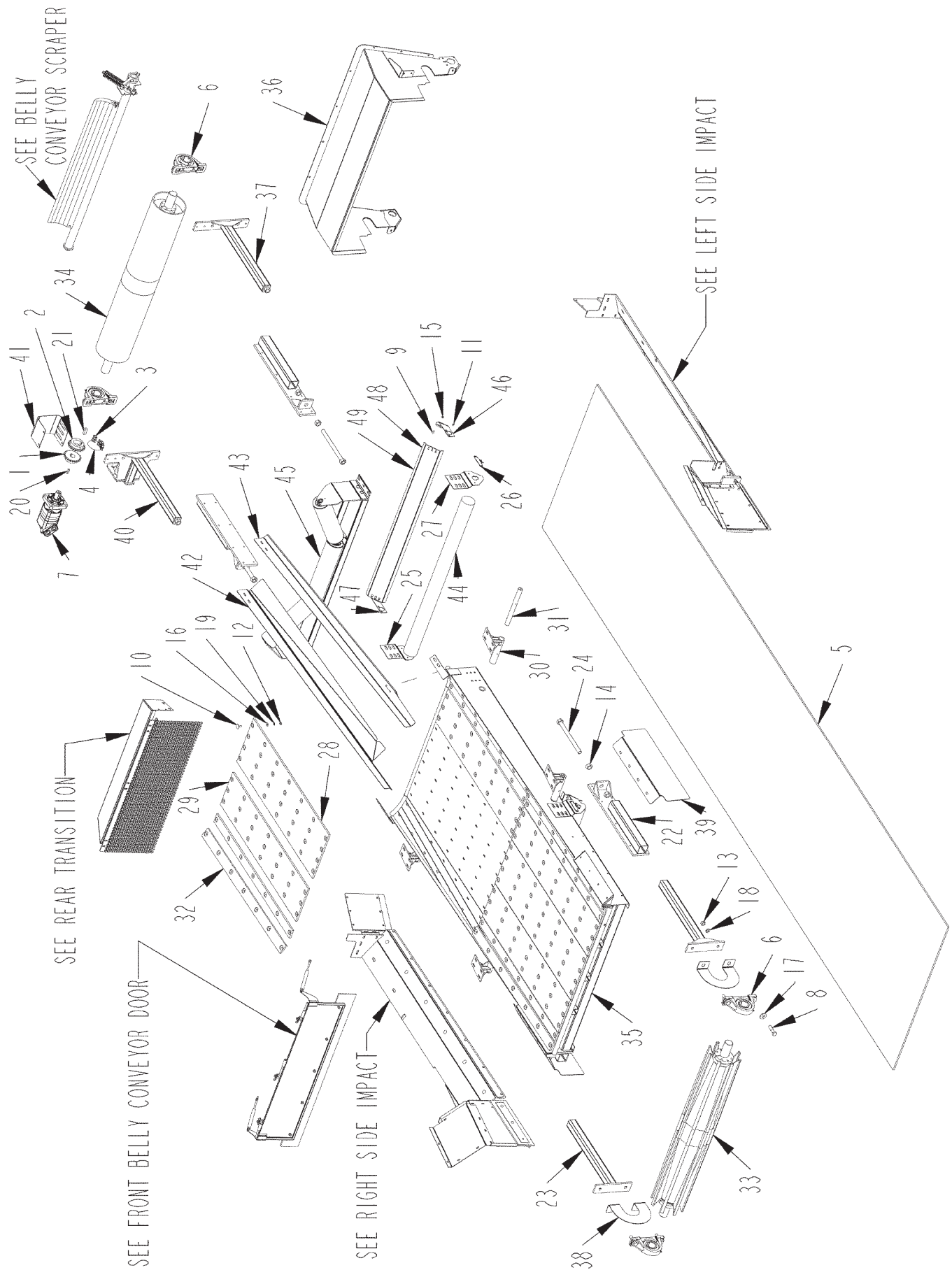
ROTOR COVER



ROTOR COVER

ITEM	PART	QTY.	PART DESCRIPTION
1	4800053	18	BOLT\CRG\3/8X1\NC
2	4900076	18	NUT\FLG\SERR\3/8\NC
3	7101021	2	BELT\SEAL\CVR\RTR
4	7101022	2	STRAP\RTNR\BELT
5	7101121	1	MNT\IND\CVR\RTR
6	7101146	2	PIN\ASYLCK\CVR\RTR
7	7101166	1	CVR\RTR
8	7101171	2	PIN\HINGE\7-3/8\CVR\RTR
9	7101420	1	MNT\IND\CVR\RTR

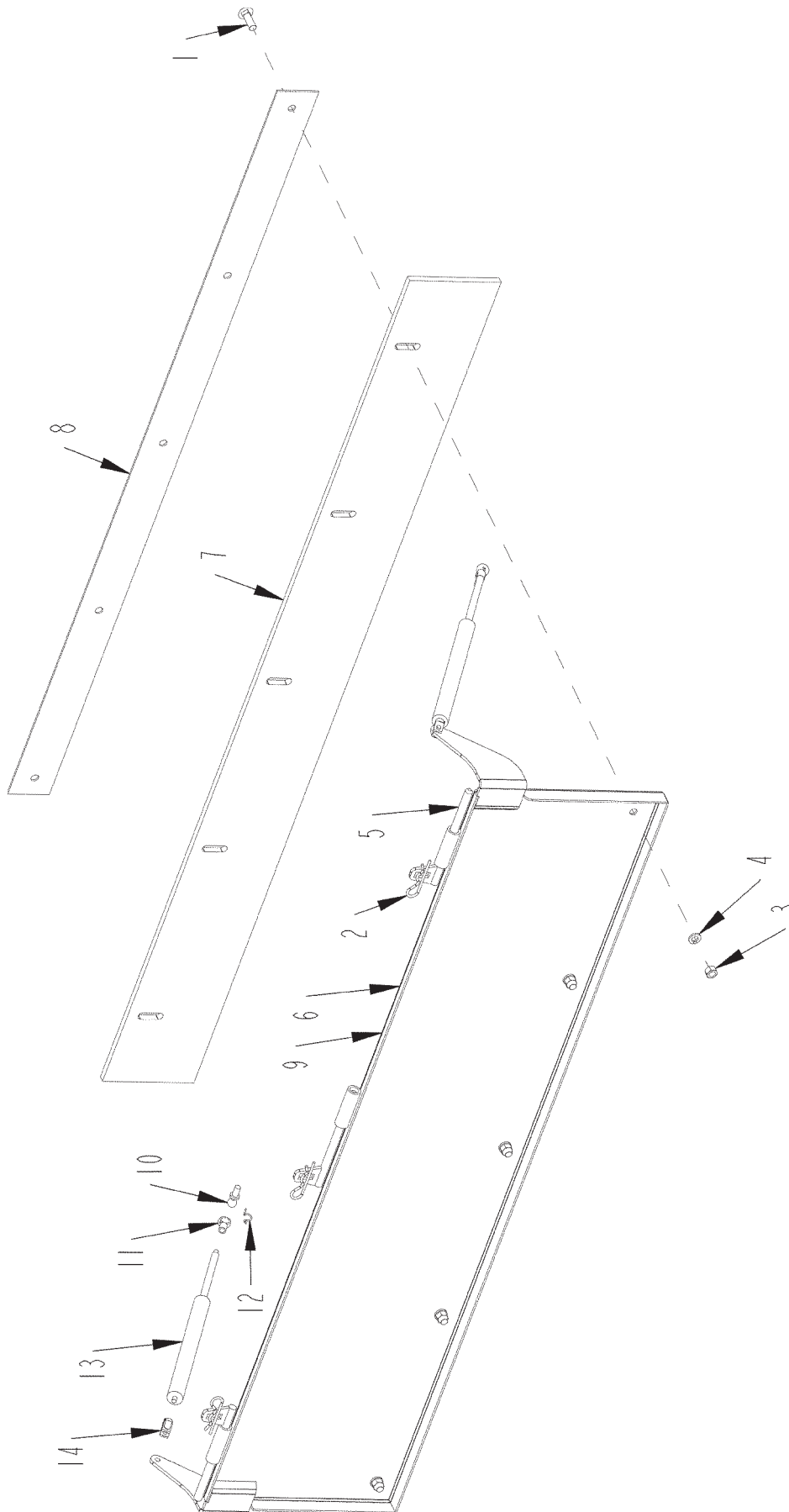
BELLY CONVEYOR



BELLY CONVEYOR

ITEM	PART	QTY.	PART DESCRIPTION
1	1000085	1	SPKT\60\B\20\1-1/2\3/8
2	1000219	1	SPKT\60\B\20\2-7/16\5/8KW
3	1100064	1	CHAIN\60DBL\CL
4	1100193	1	CHAIN\60DBL\19
5	1700239	1	BELT\CNVYR\54X565\R5\SMOO
6	2000517	4	BRG\PB\2-7/16\SET SCREW\BALL
7	3900044	1	MTR\HYD\23.9CID\SAE
8	4800017	4	BOLT\HEX\3/4X3
9	4800214	8	BOLT\CRG\1/4X1\NC
10	4801193	196	BOLT\ELEVATOR\3/8X1-1/4
11	4801215	8	BOLT\FLG\1/4X3/8\GR8.2\NC
12	4900002	196	NUT\HEX\3/8\NC
13	4900004	4	NUT\HEX\3/4\NC
14	4900031	8	NUT\HEX\1\NC
15	4900040	8	NUT\FLG\SERR\1/4\NC
16	5000001	196	WASH\FLAT\3/8
17	5000005	4	WASH\FLAT\3/4
18	5000012	4	WASH\LOCK\3/4
19	5000019	196	WASH\LOCK\3/8
20	6200021	1	KEY\SQ\3/8X1-1/2\HARDEND
21	6200029	1	KEY\SQ\5/8X2
22	7100421	4	TNSNR\BELT\LOWER\CNVYR\TRNSFR
23	7100433	2	TENSIONER\BELT\CONVEYOR
24	7100435	4	BOLT\TENSIONER
25	7100488	4	BRCKT\MNT\CHNL\ROLLER\TRANSFER
26	7100489	4	CLIP\RETAINER\ROLLER\BRACKET
27	7100491	2	RLLR\IDLR\4X54W\CHNNL MNT BRKT
28	7100513	2	WEAR\GAURD\TRANSFER\MIDDLE
29	7100514	4	WEAR\GAURD\TRANSFER\SIDES
30	7100517	4	MOUNT\CONVEYOR\TRANSFER\FRONT
31	7100519	4	ROD\MNT\CNVYR\TRNSFR\FRNT
32	7100523	8	WEAR\GAURD\TRANSFER\STRIPS
33	7100633	1	RLLR\IDLR\WING\10X57\W-2-7/16 SHFT
34	7100634	1	RLLR\HEAD\10X56\3/8HERRINGBONELAG
35	7100795	1	FRAME\IMPACT\CONV\BELLY
36	7100798	1	CHUTE\TRANS\CONV\BELLY
37	7100799	1	TENSIONER\BELT\HEAD\BELLY
38	7101017	2	SHLD\RLLR\FRNT
39	7101066	2	DEFL\MAT\BELT\BLLY
40	7101127	1	TENSIONER\BELT\HEAD\DR
41	7101128	1	CVR\DR\BELT\BLLY
42	7101186	1	SH\SKIRT\CONV\BELLY\5064
43	7101187	1	SH\SKIRT\CONV\BELLY\5064
44	7501165	2	RLLR\IDLER\RETURN\4X52
45	7501232	1	RLLR\TROUGH\54"35DEG
46	7501316	2	BRCKT\R\GRD\RTRN\RLL
47	7501317	2	BRCKT\L\GRD\RTRN\RLL
48	7501323	2	GRG\RLLR\TRRN\54
49	7501324	2	RPLCMNT\GRD\RLL\RTRN\54

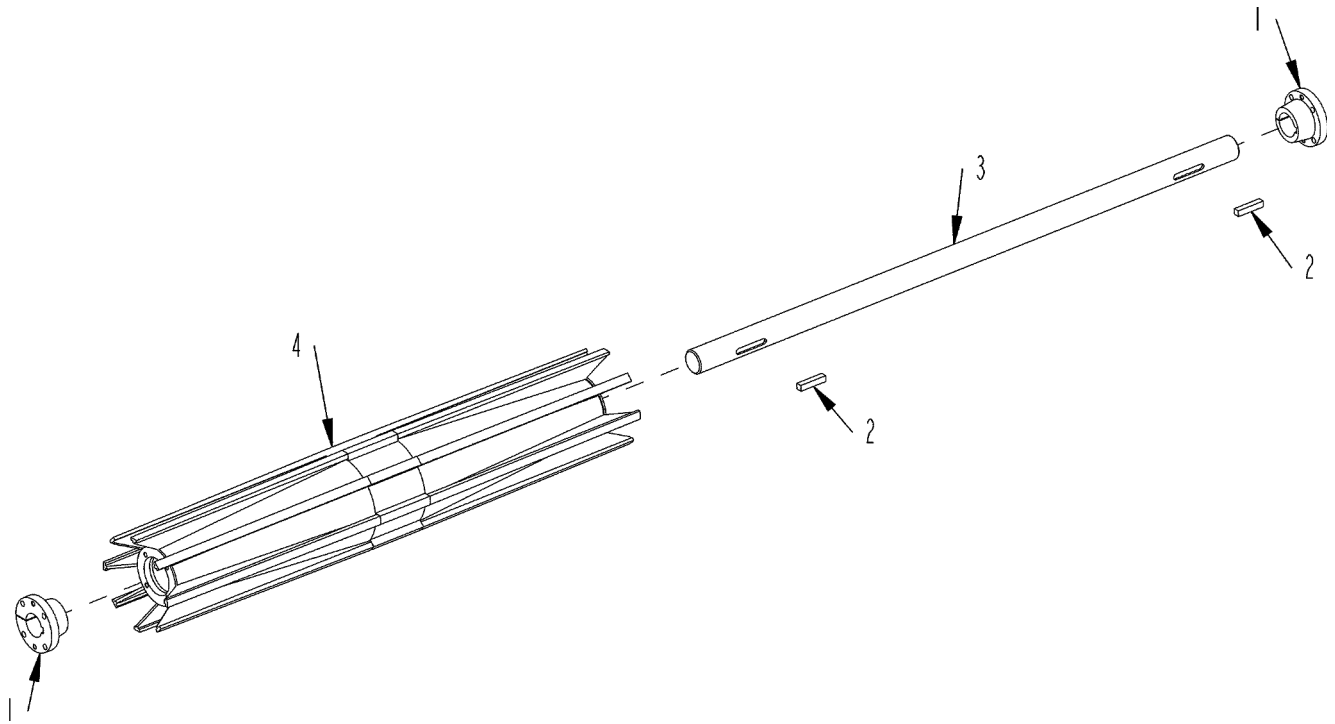
FRONT BELLY CONVEYOR DOOR



FRONT BELLY CONVEYOR DOOR

ITEM	PART	QTY.	PART DESCRIPTION
1	4800012	5	BOLT\CRG\3/8X1-1/4\NC
2	4800107	3	PIN\HAIR\1/8(#9)
3	4900002	5	NUT\HEX\3/8\NC
4	5000019	5	WASH\LOCK\3/8
5	7100753	3	HINGE\SEAL\CONVBELLY\FRONT
6	7100824	1	DOOR\FRONT\CONVBELLY
7	7100826	1	BELT\SEAL\DOOR\CONVBELLY
8	7100827	1	STRAP\RTNR\BELT\FRONT\CONVBELLY
9	7100830	1	DOOR\FRONT\CONVBELLY\COMPLETE (INCLUDES 100824, 7100826, 7100827, AND MOUNTING HARDWARE)
10	7500664	2	BALL STUD\SHOCK\FITTING\M6
11	7500665	2	END FITTING\GAS SPRING \M6
12	7500666	2	SAFETY CLIP
13	7500680	2	SPRNG\GAS\60LB\9416K173
14	7501237	2	END\CLEVIS\SHOCK\GAS\M6

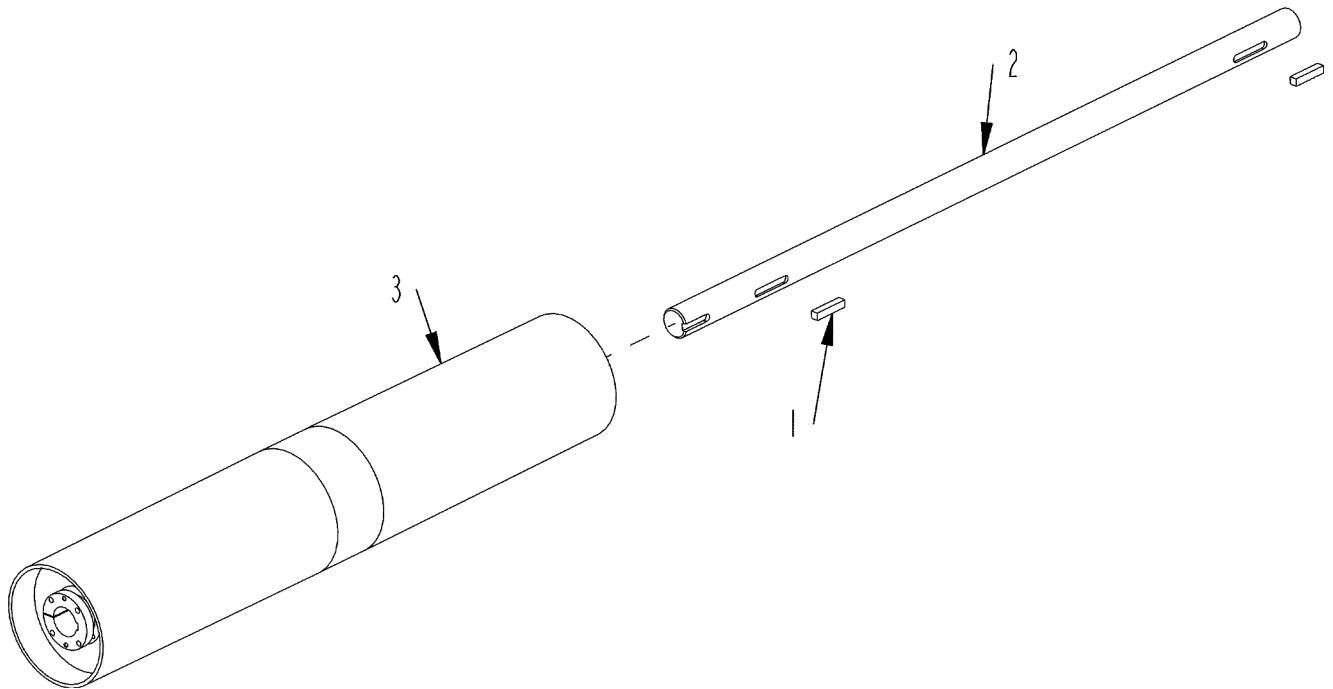
BELLY CONVEYOR FRONT IDLER PULLEY

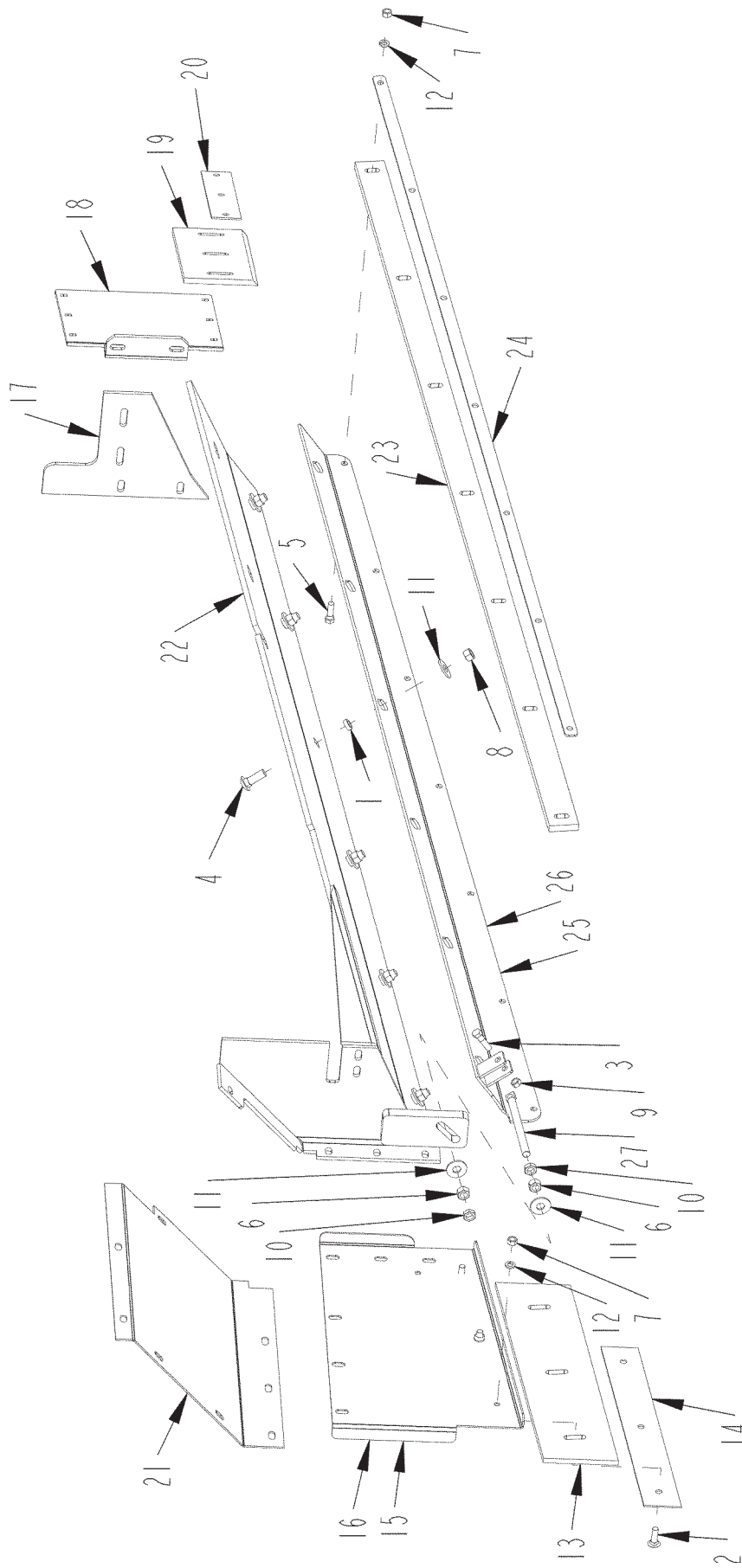


ITEM	PART	QTY.	PART DESCRIPTION
1	1400636	2	BUSH\HE30\2-7/16
2	6200028	2	KEY\SQ\5/8X3
3	7100631	1	SHAFT\PULLEY\TAIL\BELLY
4	7501179	1	RLLR\10X57\FFWING\2-7/16
	7100633		RLLR\IDLER\WING\10X57\W\2-7/16SHAFT\COMPLETE

BELLY CONVEYOR REAR DRIVE PULLEY

ITEM	PART	QTY.	PART DESCRIPTION
1	6200028	2	KEY\SQ\5/8X3
2	7100629	1	SHAFT\PULLEY\HEAD\CNVYR\BELLY
3	7501166	1	RLLR\HEAD\10X56W\2-7\16 SHAFT\3/8"HERRINGBONE LAG
	7100634		RLLR\HEAD\10X56\3/8HERRINGBONELAG\COMPLETE

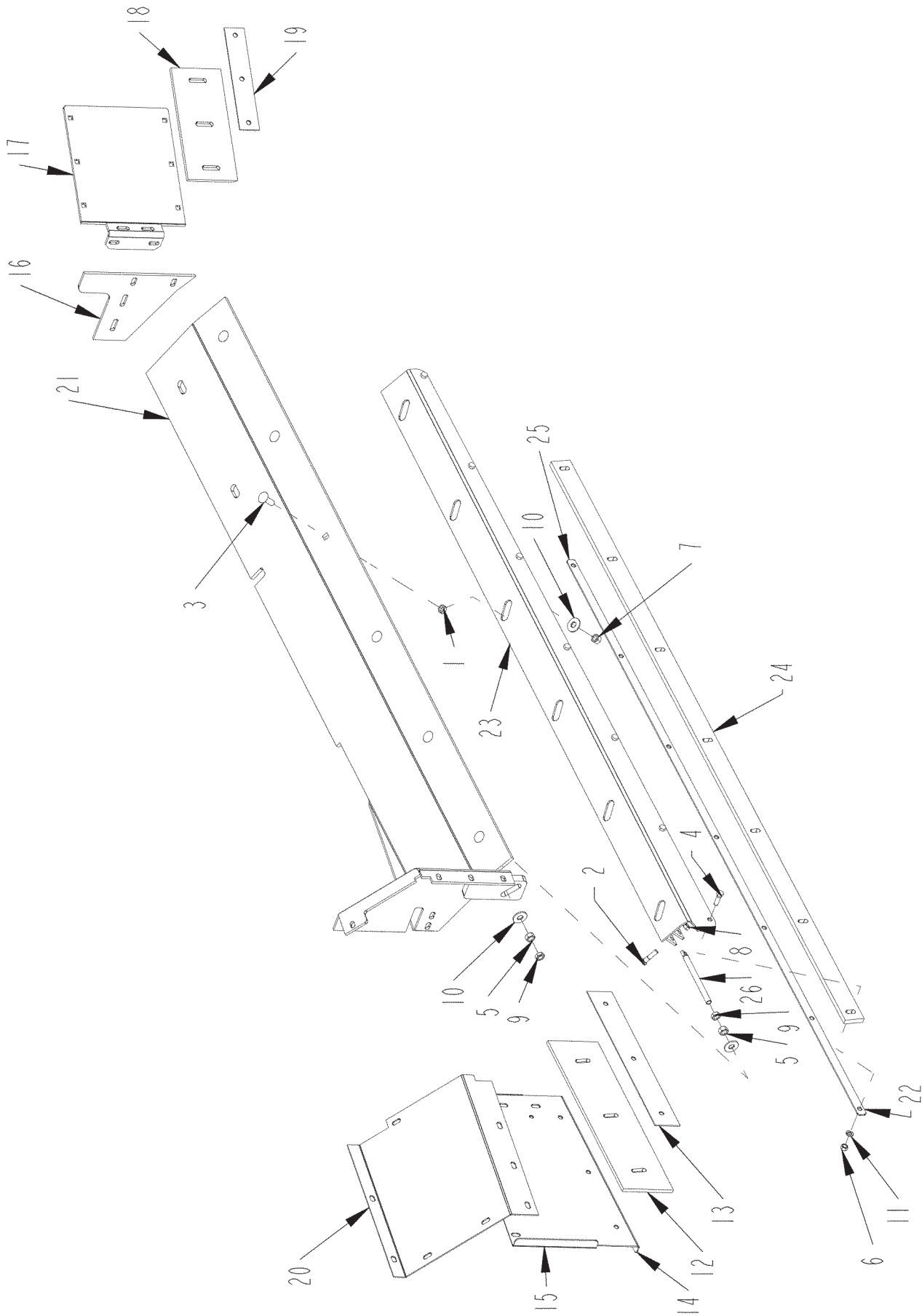




LH SIDE IMPACT

ITEM	PART	QTY.	PART DESCRIPTION
1	4703253	6	BUSH\ADJ\SEAL\BELT
2	4800012	3	BOLT\CRG\3/8X1-1/4\NC
3	4800034	1	BOLT\HEX\3/8X1-1/2
4	4800061	6	BOLT\CRG\1/2X1-1/2\NC
5	4800098	7	BOLT\HEX\3/8X1-1/4\NC
6	4900001	2	NUT\HEX\1/2\NC
7	4900002	9	NUT\HEX\3/8\NC
8	4900014	6	NUT\TPLCK\1/2\NC
9	4900023	1	NUT\TPLCK\3/8\NC
10	4900046	2	NUT\JAM\1/2\NC
11	5000004	8	WASH\FLAT\1/2
12	5000019	9	WASH\LOCK\3/8
13	7100825	1	BELT\SEAL\CONVBELLY\SIDE
14	7100828	1	STRAP\RETAINER\BELT\SIDE\CONVBELLY
15	7100833	1	SH\SEAL\SIDE\CONVBELLYLEFT
16	7100834	1	SEAL\SIDE\CONVBELLYLEFT\COMPLETE (INCLUDES 7100825, 7100828, 7100833, AND MOUNTING HARDWARE)
17	7100901	1	SHIELD\REAR\BOX\RTR
18	7101034	1	DFL\CNVYR\BLLY
19	7101035	1	BELT\SEAL\DFL\CNVYR\BLLY
20	7101036	1	RTNR\BLT\SEAL\CNVYR\BLLY
21	7101102	1	SH\FUNNEL\SEAL\CONVBELLYLEFT
22	7101179	1	PL\IMPACT\CONVBELLYLEFT
23	7101182	1	SEAL\CNVYR\BELLY\SKRTBRD
24	7101183	1	STRP\RET\BLT\SKRBRD
25	7101184	1	ADJ\SKRBRD\BLLY\LFT\COMPLETE (INCLUDES 4703253, 7101182, 7101183, 7101185, 7500716, AND MOUNTING HARDWARE)
26	7101185	1	SIDE\LFT\ADJ\SKRBRD\BLLY
27	7500716	1	ROD\ARM

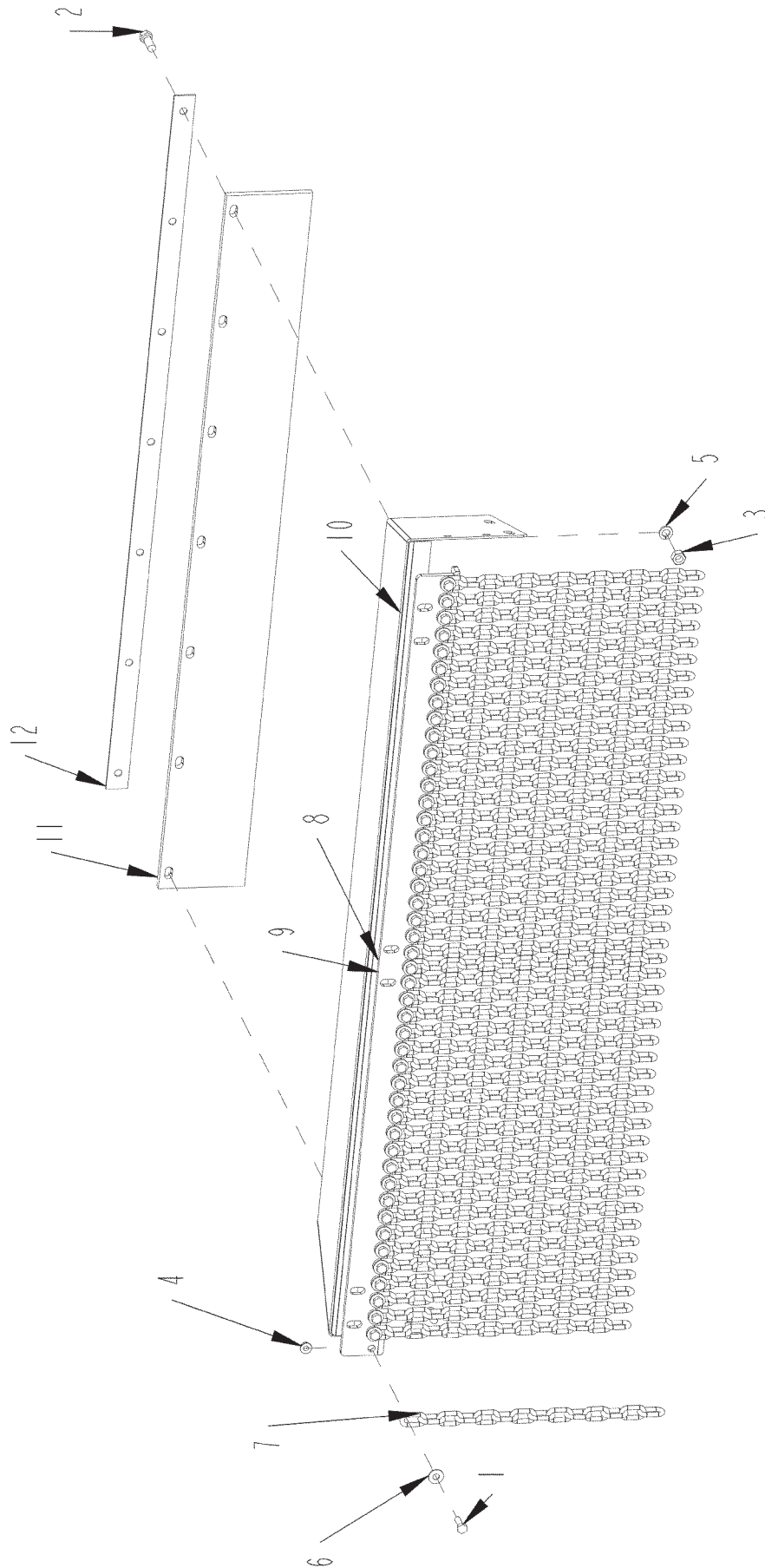
RH SIDE IMPACT



RH SIDE IMPACT

ITEM	PART	QTY.	PART DESCRIPTION
1	4703253	6	BUSH\ADJ\SEAL\BELT
2	4800034	1	BOLT\HEX\3/8X1-1/2
3	4800061	6	BOLT\CRG\1/2X1-1/2\NC
4	4800098	7	BOLT\HEX\3/8X1-1/4\NC
5	4900001	2	NUT\HEX\1/2\NC
6	4900002	7	NUT\HEX\3/8\NC
7	4900014	6	NUT\TPLCK\1/2\NC
8	4900023	1	NUT\TPLCK\3/8\NC
9	4900046	2	NUT\JAM\1/2\NC
10	5000004	8	WASH\FLAT\1/2
11	5000019	7	WASH\LOCK\3/8
12	7100825	1	BELT\SEAL\CONV\BELLY\SIDE
13	7100828	1	STRAP\RETAINER\BELT\SIDE\CONV\BELLY
14	7100831	1	SH\SEAL\SIDE\CONV\BLLY\RIGHT
15	7100832	1	SEAL\SIDE\CONV\BELLY\RIGHT\COMPLETE (INCLUDES 7100825, 7100828, 7100831, AND MOUNTING HARDWARE)
16	7100901	1	SHIELD\REAR\BOX\RTR
17	7101034	1	DFL\CNVYR\BLLY
18	7101035	1	BELT\SEAL\DFL\CNVYR\BLLY
19	7101036	1	RTNR\BLT\SEAL\CNVYR\BLLY
20	7101103	1	SH\FUNNEL\SEAL\CONV\BELLY\RIGHT
21	7101178	1	PL\IMPACT\CONV\BELLY\RIGHT
22	7101180	1	ADJ\SKBRD\BLLY\COMPLETE (INCLUDES 4703253, 7101181, 7101182, 7101183,7500716, AND MOUNTING HARDWARE)
23	7101181	1	SIDE\RGHT\ADJ\SKBRD\BLLY
24	7101182	1	SEAL\CNVYR\BELLY\SKRTBRD
25	7101183	1	STRP\RET\BLT\SKRBRD
26	7500716	1	ROD\ARM

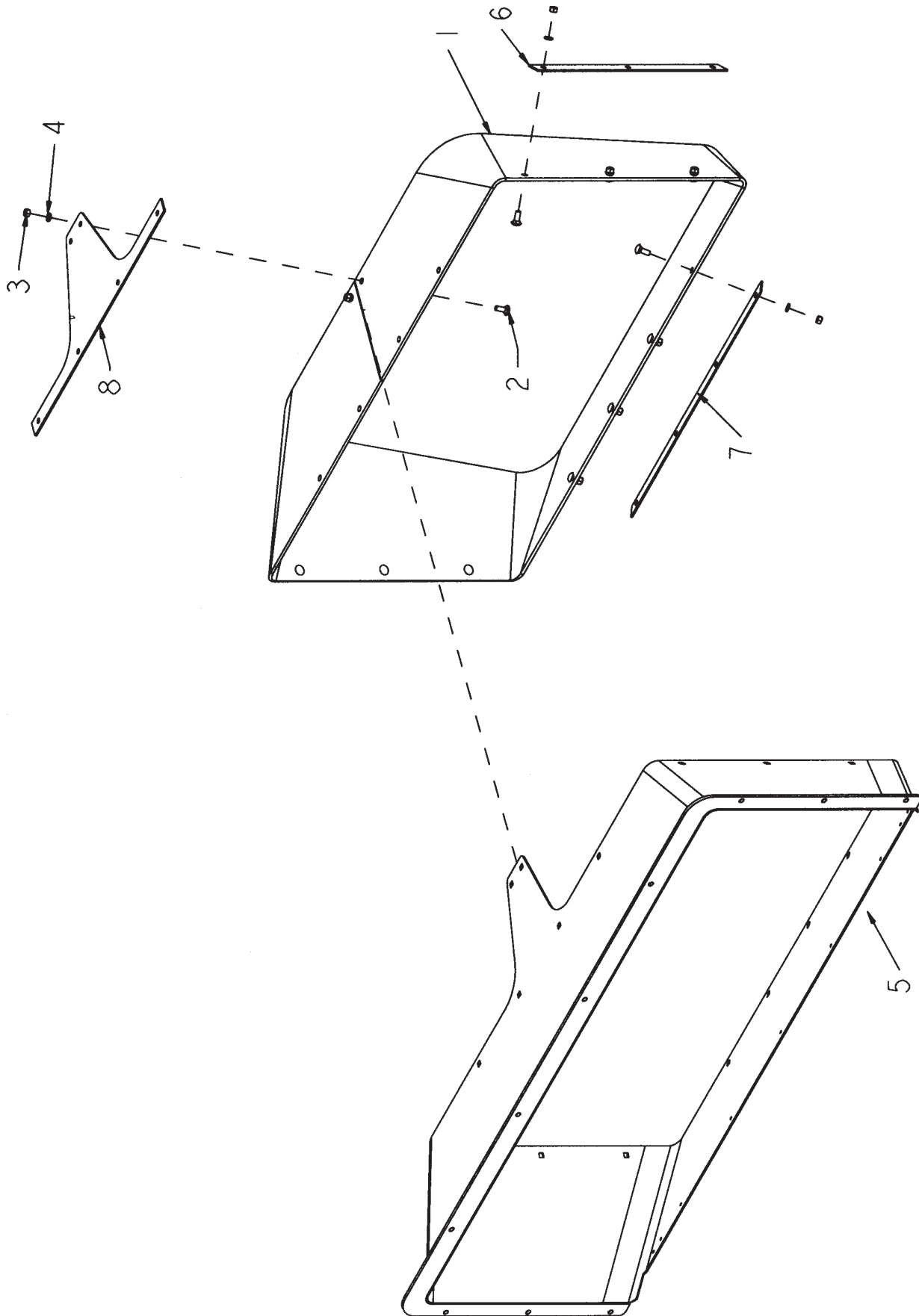
REAR TRANSITION



REAR TRANSITION

ITEM	PART	QTY.	PART DESCRIPTION
1	4800013	47	BOLT\HEX\5/16X1
2	4800160	1	BOLT\HEX\7/16X1-1/4
3	4900025	1	NUT\HEX\7/16\NC
4	4900108	47	NUT\FLG\SERR\5/16\NC
5	5000015	1	WASH\LOCK\7/16
6	5000023	47	WASH\FLAT\5/16
7	7100902	47	CHAIN\1/4\14LINK
8	7100903	1	CHNNL\MNT\CHAIN\BOX\RTR\REAR
9	7100904	1	DEFL\CHAIN (INCLUDES 7100902, 7100903, AND MOUNTING HARDWARE)
10	7101049	1	CVR\TRNS\BELT\BELLY
11	7101050	1	DEFL\MID\CNVYR\BLLY
12	7101051	1	STRP\RTNR\BLT\CNVYR\BLLY

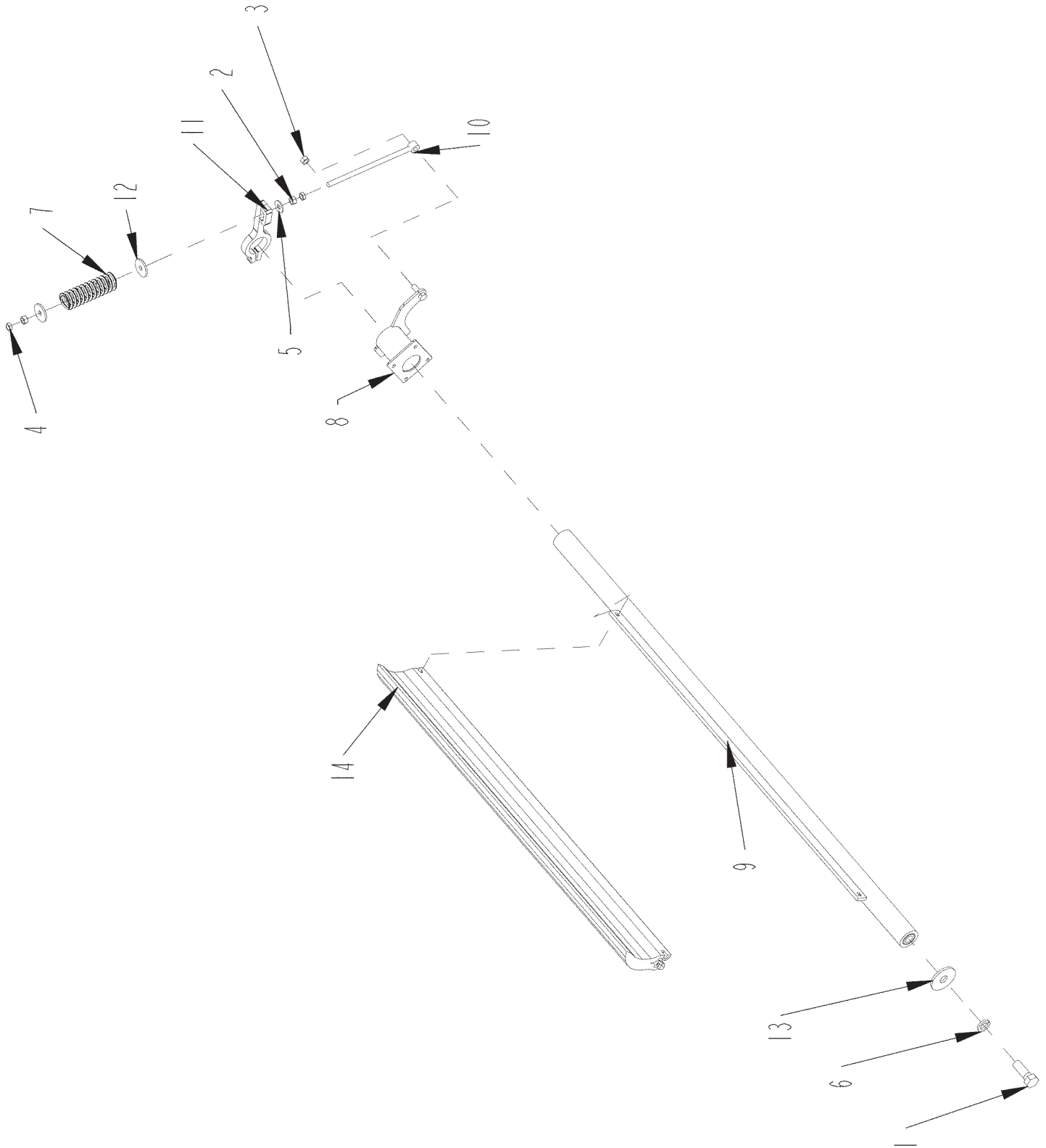
MATERIAL GUIDE



MATERIAL GUIDE

ITEM	PART	QTY.	PART DESCRIPTION
1	1700202	1	RBBR\GUIDE\MTRL\CNVYR\BELLY
2	4800053	12	BOLT\CRG\3/8X1\NC
3	4900002	9	NUT\HEX\3/8\NC
4	5000019	11	WASH\LOCK\3/8
5	7100542	1	CHUTE\CNVYR\BELLY
6	7100543	2	STRP\SUP\RBR\GD\MATERIAL
7	7100544	1	STRP\SUP\RBR\GD\MATERIAL
8	7100545	1	PL\SUP\RBR\GD\MATERIAL
	7100541		ASSY\GUIDE\MTRL\CNVYR\BELLY\COMPLETE

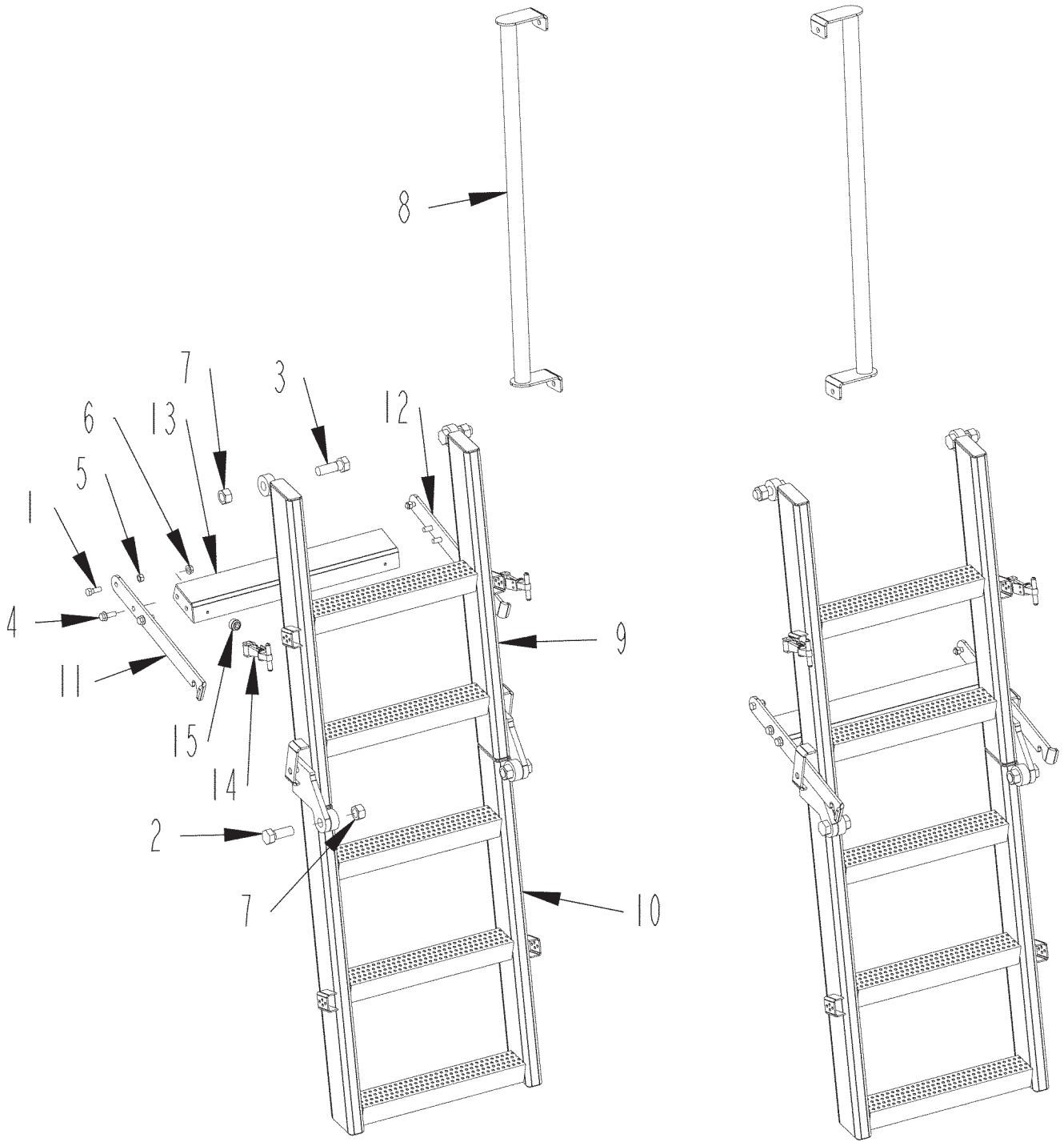
BELLY CONVEYOR SCRAPER



BELLY CONVEYOR SCRAPER

ITEM	PART	QTY.	PART DESCRIPTION
1	4800470	1	BOLT\HEX\7/8X2-1/2\NC
2	4900001	2	NUT\HEX\1/2\NC
3	4900014	1	NUT\TPLCK\1/2\NC
4	4900046	2	NUT\JAM\1/2\NC
5	5000004	1	WASH\FLAT\1/2
6	5000106	1	WASH\LOCK\7/8
7	6100089	1	SPG\COMP\6X1-15/16\1/4WIR
8	7100800	1	PIVOT\MNT\SCRPR\CONVBELLY
9	7100801	1	TUBE\SWIVEL\SCRAPER\BELT
10	7100804	1	RD\TENSIONER\SCRAPER\BELT
11	7100805	1	ARM\TORQUE\SCRAPER\BELT
12	7100806	2	WASHER\TENSIONER\SCRPPR\BELT
13	7100807	1	WASHER\RETAINER\SCRPPR\BELLY
14	7501238	1	BLADE\SCRPPR\BELT\POLY\46
	7100802		SCRPR\CONVBELLY\COMPLETE

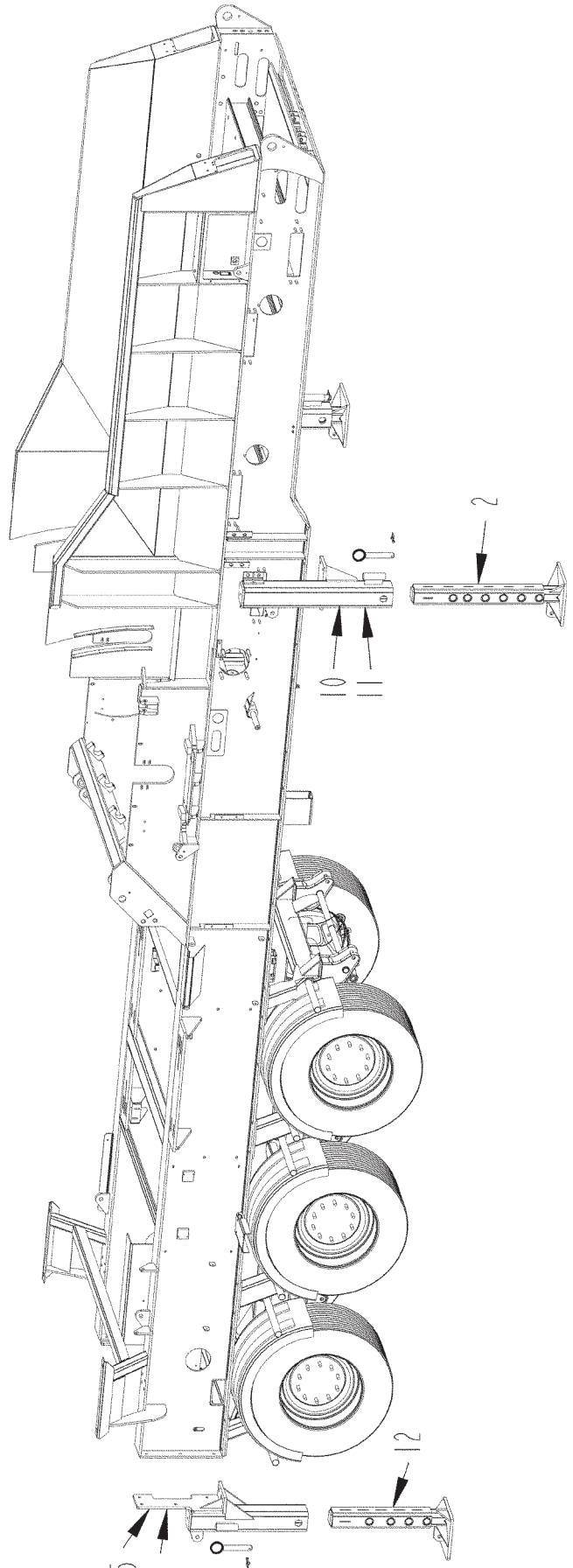
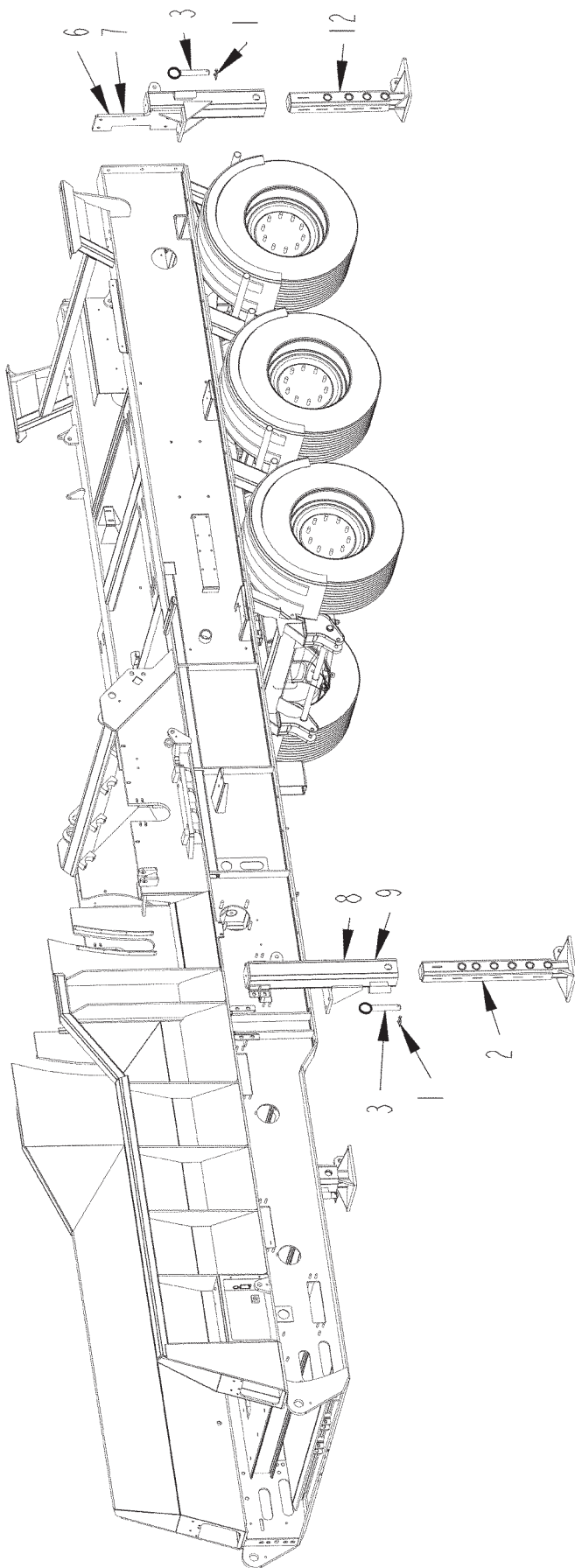
ACCESS LADDERS



ACCESS LADDERS

ITEM	PART	QTY.	PART DESCRIPTION
1	4800003	4	BOLT\HEX\3/8X1
2	4800033	4	BOLT\HEX\3/4X2
3	4800283	4	BOLT\HEX\3/4X2-1/4
4	4800913	8	BOLT\FLG\SERR\3/8X1\NC
5	4900023	4	NUT\TPLCK\3/8\NC
6	4900109	8	NUT\FLG\TPLCK\3/8\NC
7	4900139	8	NUT\TPLCK\3/4\GR8\NC
8	7100568	2	BRKT\RAIL\HAND
9	7101328	2	LDDR\UPPR
10	7101329	2	LDDR\LWR
11	7101330	2	BRKT\LDDR
12	7101331	2	BRKT\LDDR
13	7101332	2	BRKT\LDDR
14	7500606	4	LATCH\35-M\AUSTIN
15	7501049	4	CUSH\RBBR\7/8"ODX1/2"T

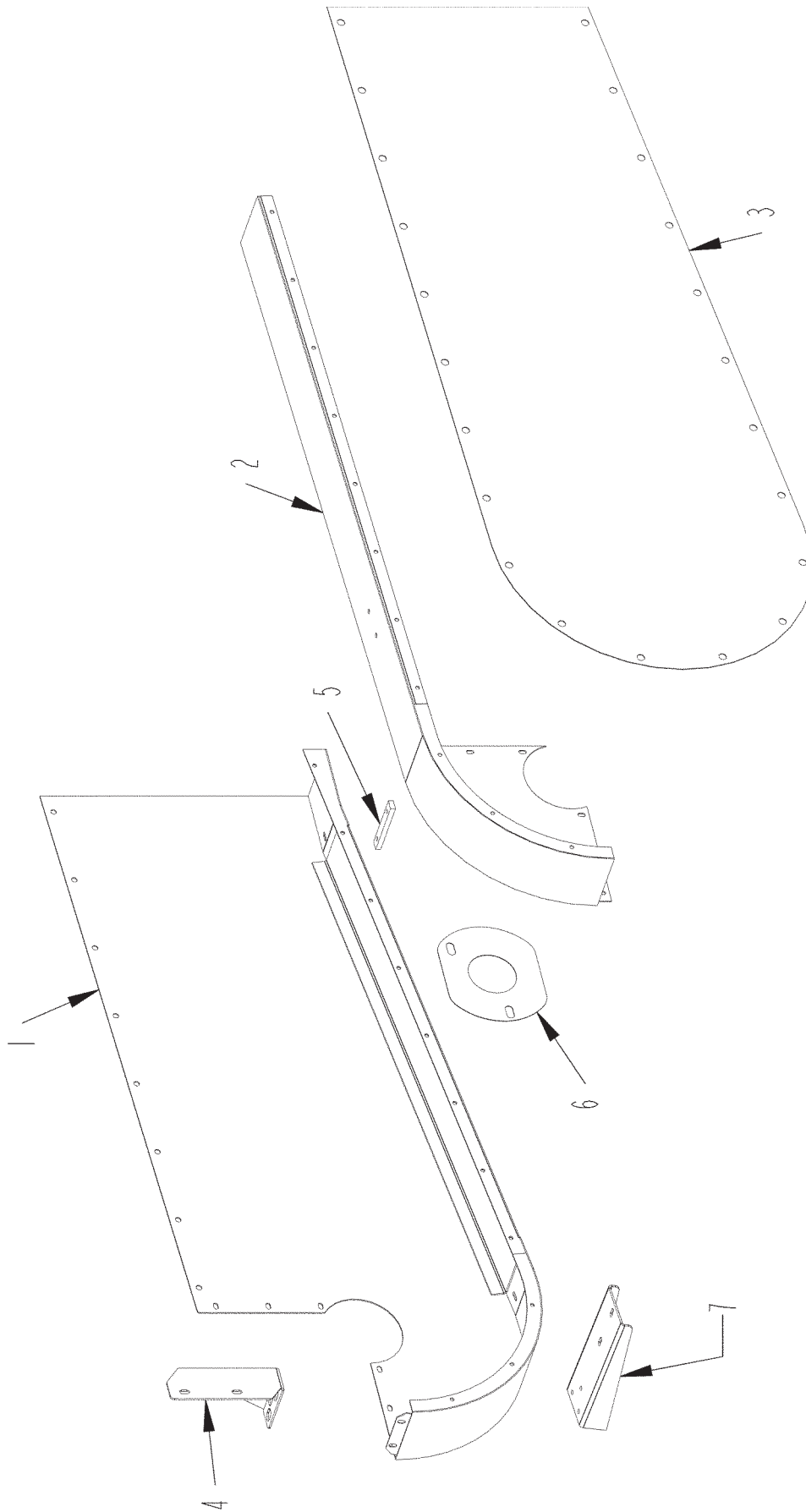
JACKS



JACKS

ITEM	PART	QTY.	PART DESCRIPTION
1	4800559	4	PIN\LYNCH\5/16X2-1/2\W/SQ;WIRE;KEEPER
2	7100425	2	STAND\JACK\LOWER
3	7100426	4	PIN\JACK\STAND\LOCK
4	7101356	1	STND\JCK\OUTER\RGHT\REAR
5	7101357	1	JCK\RGHT\REAR\COMPLETE (INCLUDES 7101356, 7101364)
6	7101358	1	STND\JACK\OUTER\LFT\REAR
7	7101359	1	JCK\LFT\REAR\COMPLETE(INCLUDES 7101358, 7101364)
8	7101360	1	STND\JCK\OUTER\LFT\REAR
9	7101361	1	JCK\LFT\FR\COMPLETE(INCLUDES 7100425, 7101360)
10	7101362	1	STND\JACK\OUTER\RIGHT\FR
11	7101363	1	JACK\RIGHT\FR\COMPLETE(INCLUDES 7100425, 7101362)
12	7101364	2	STAND\JACK\LOWER\REAR

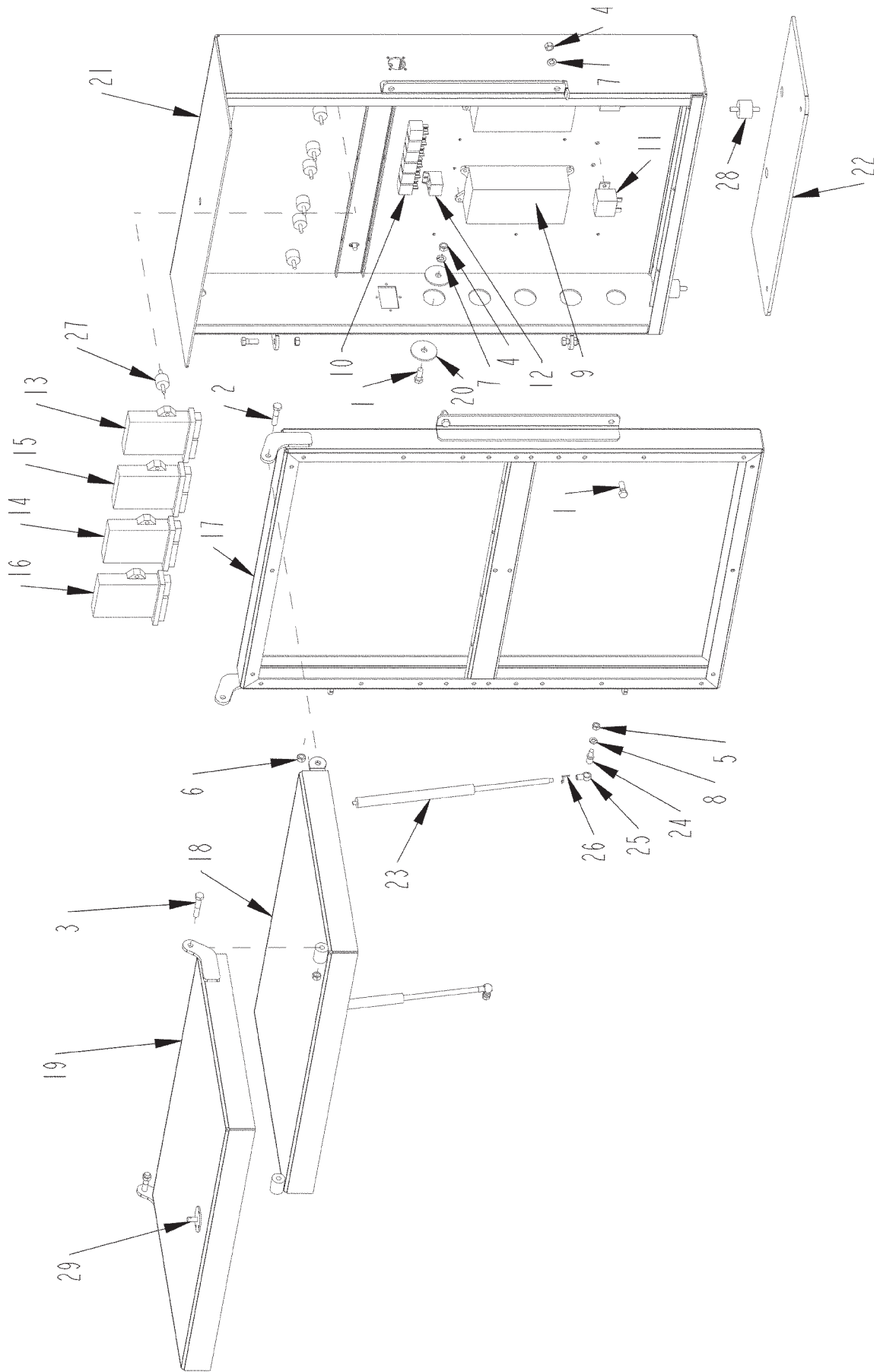
BELT GUARD ASSEMBLY



BELT GUARD ASSEMBLY

ITEM	PART	QTY.	PART DESCRIPTION
1	7101336	1	GUARD\BELT\BTM
2	7101337	1	GUARD\BELT\TOP
3	7101338	1	GUARD\BELT
4	7101424	1	BRKT\SUP\SHLD\BELT
5	7101458	1	PLT\MNT\SPACER
6	7101476	1	SEAL\SHFT\RTR\FR
7	7101428	1	BRKT\SHLD

CONTROL PANEL FRAME



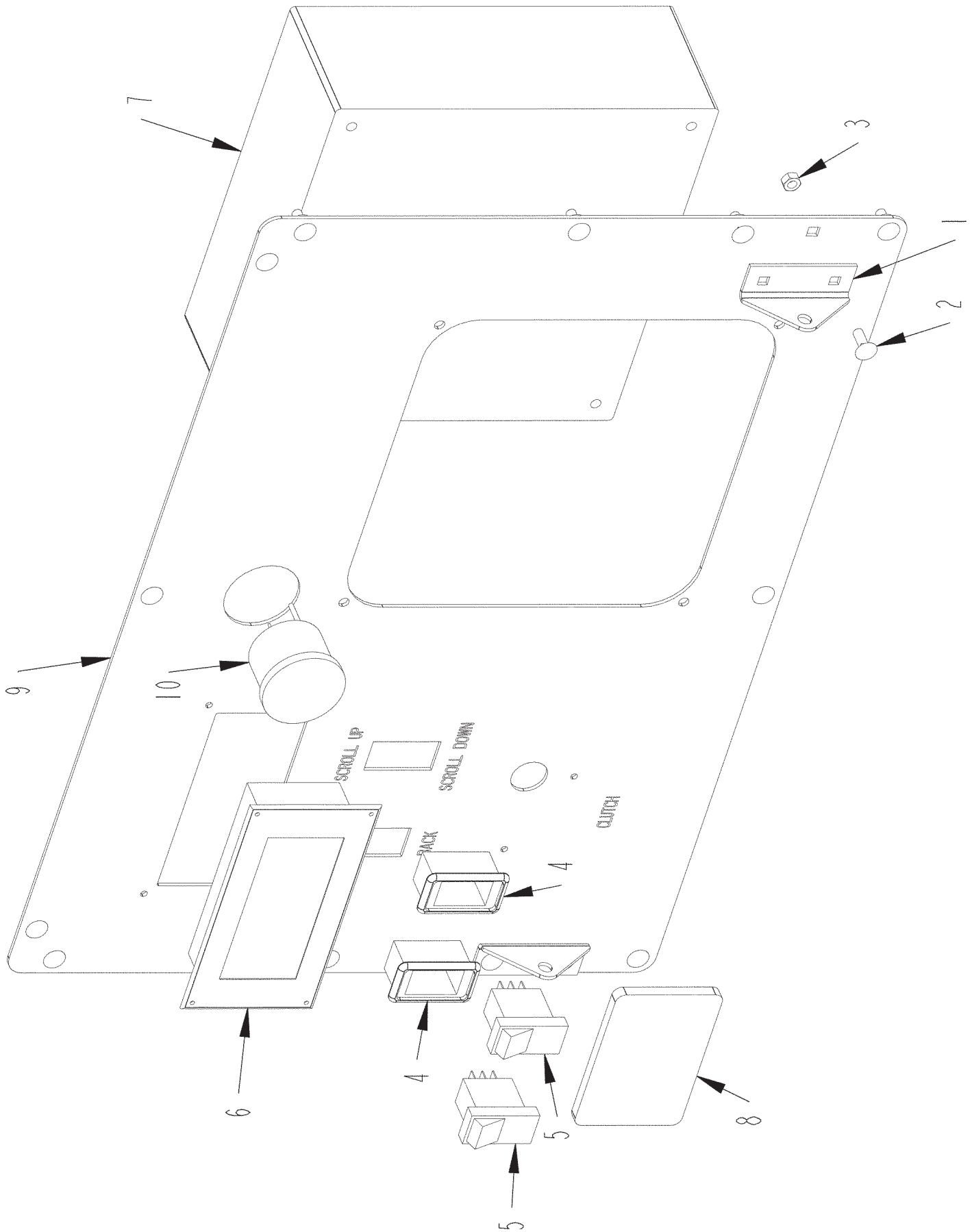
CONTROL PANEL FRAME

ITEM	PART	QTY.	PART DESCRIPTION
1	4800003	5	BOLT\HEX\3/8X1
2	4800142	2	BOLT\HEX\3/8X1-3/4
3	4800146	2	BOLT\HEX\3/8X2
4	4900002	3	NUT\HEX\3/8\NC
5	4900003	4	NUT\HEX\5/16\NC
6	4900023	6	NUT\TPLCK\3/8\NC
7	5000019	3	WASH\LOCK\3/8
8	5000022	4	WASH\LOCK\5/16
9	5700289	2	ENCL\BRKR\CRCT\7-POLE
10	5700480	6	RELAY\SPDT\24VDC\20AMP
11	5700504	2	RELAY\POWR\24V\SPSTW/DIO
12	5700644	1	CONN\RELAY\5PIN\BOSCH\PNL;MNT
13	5700748	1	RADIO\REMOTE\OMNEX\900TX
14	5700913	1	PLC\MODULE\DVC-710\EA1454-E1
15	5700917	1	UNIT\MSTR\ADV3\HPTO14&15FX
16	5700967	1	PLC\MODULE\DVC-710\EA1454-E2
17	7100368	1	PNL\CNTRL\DOOR\FECON
18	7100370	1	PNL\CNTRL\DOOR\TOP\FECON
19	7100371	1	PNL\CNTRL\DOOR\BTM
20	7101029	2	PNL\CNTRL\PLUG
21	7101457	1	PNL\CNTRL
22	7101462	1	MNT\BRKT\CNTRL\PNL
23	7500663	2	SPRNG\GAS\90LB\9416K224
24	7500664	4	BALL STUD\SHOCK\FITTING\M6
25	7500665	4	END FITTING\GAS SPRING \m6
26	7500666	4	SAFETY CLIP
27	7500755	8	CUSH\RBBR\1-OD\1/4-20X3/4
28	7501072	4	CUSH\RBBR\1.38ODX1\5/16NC\80#>
29	7500907	1	LATCH\CMPNT\HD\1.18-2.36
29A	7500908	1	LATCH\CMPNT\HD\OFFSET;CAM

NOT SHOWN

5700920	HARN\HRZ\DVC710\PANEL
5700658	HARN\HORIZ\CAT;TIER3
5700749	HARN\HORIZ\POWER\BH\PANEL

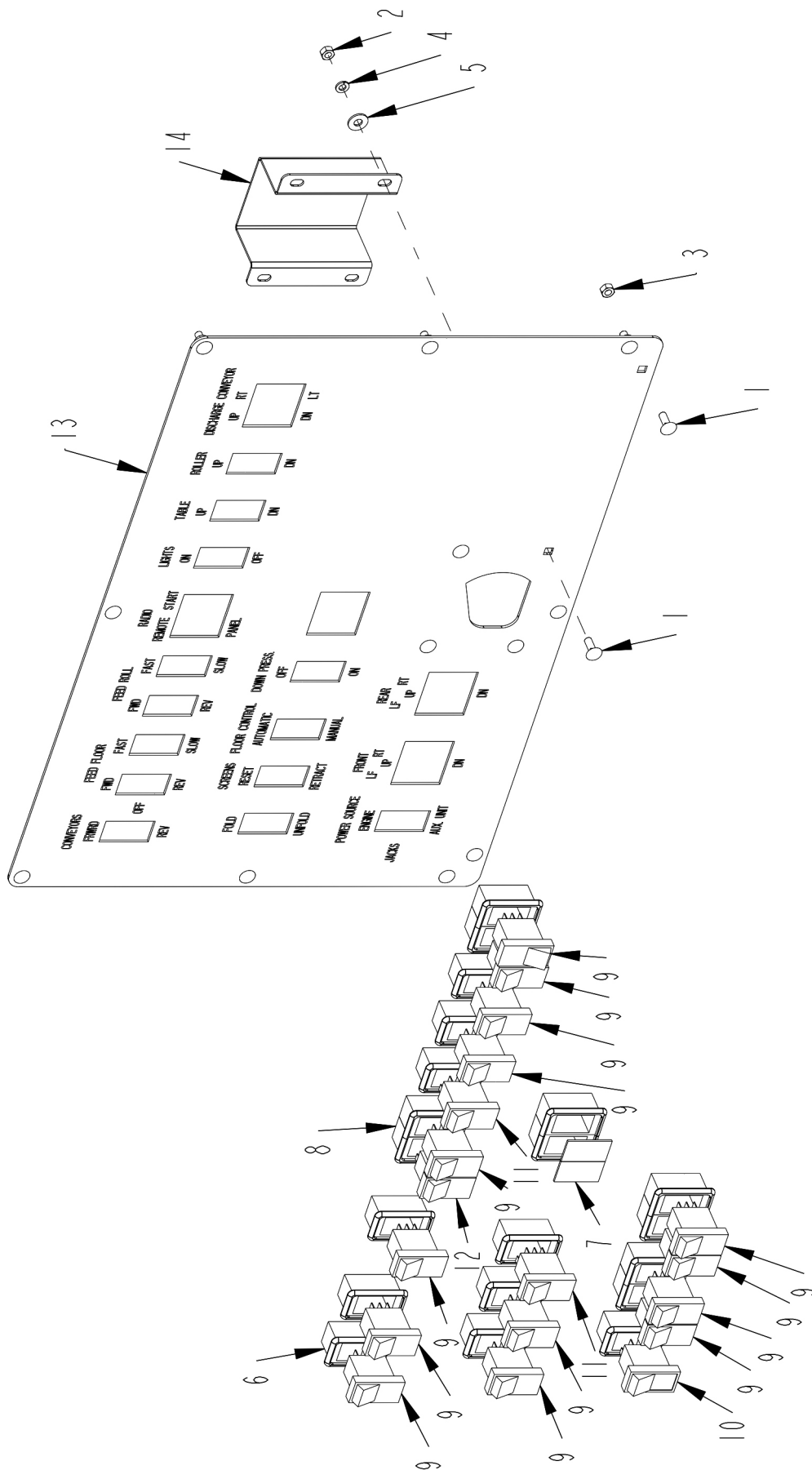
TOP CONTROL PANEL



TOP CONTROL PANEL

ITEM	PART	QTY.	PART DESCRIPTION
1	4703303	2	BRKT\SPRING\GAS\3010
2	4800291	14	BOLT\CRG\1/4X3/4\NC
3	4900084	14	NUT\TPLCK\1/4\NC
4	5700328	2	SWITCH\RCKR\MNT\PNL\SNGL
5	5700542	2	SWITCH\RCKR\DPDT\24VUNLIT\15A\MOMNTRYW/RASED BRCKT
6	5700651	1	PLC\DISPLAY\DVC-61
7	5700903	1	PANEL\KEY;SWITCH\CAT\TIER 3
8	5700916	1	UNIT\DISPLAY\ADV3
9	7100372	1	PNL\CNTRL\ENG\CAT-ELEC\FECON
10	7500706	1	GAUGE\FUEL\24V

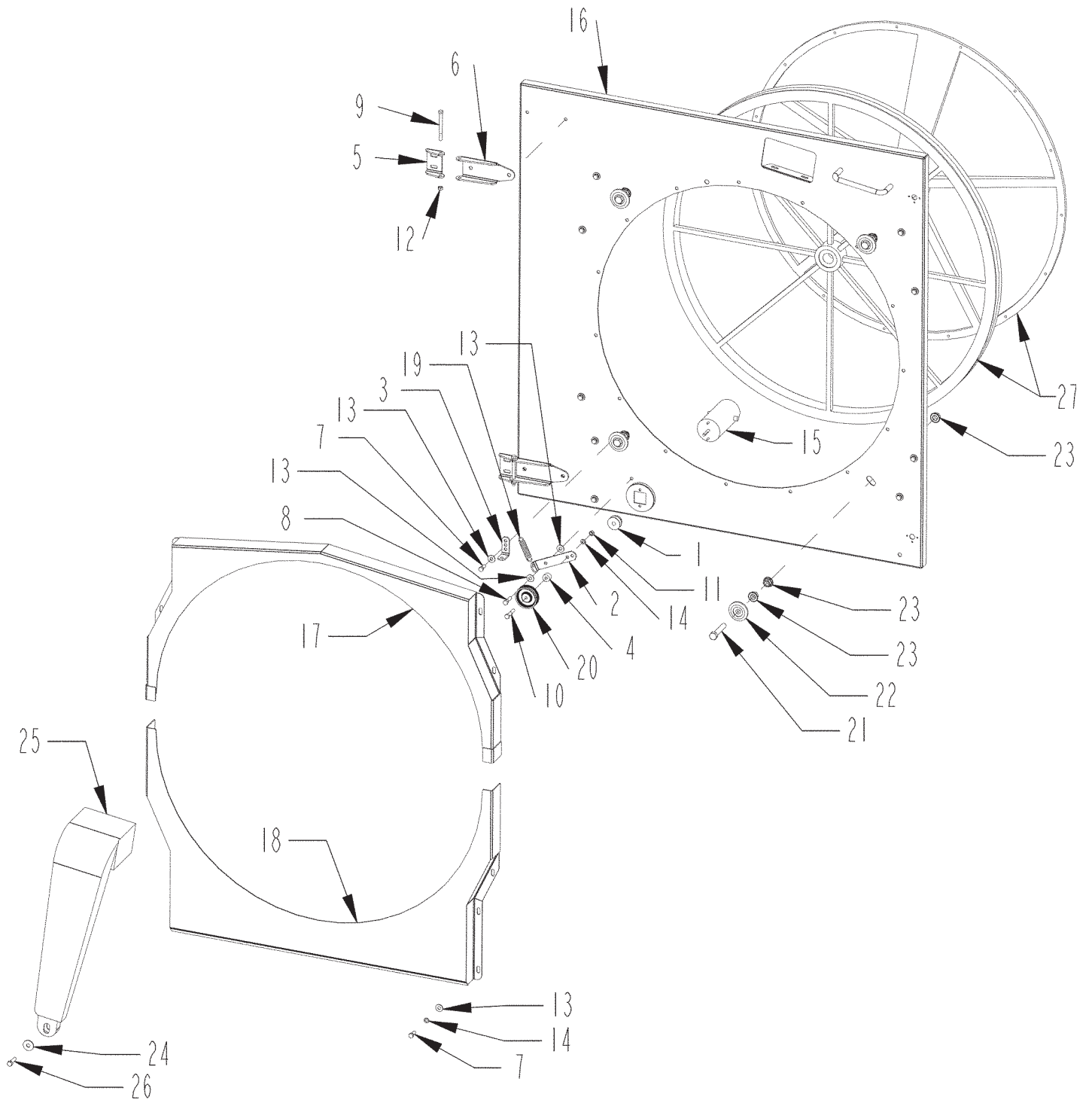
BOTTOM CONTROL PANEL



BOTTOM CONTROL PANEL

ITEM	PART	QTY.	PART DESCRIPTION
1	4800291	14	BOLT\CRG\1/4X3/4\NC
2	4900009	4	NUT\HEX\1/4\NC
3	4900084	10	NUT\TPLCK\1/4\NC
4	5000024	4	WASH\LOCK\1/4
5	5000035	4	WASH\FLAT\1/4
6	5700328	10	SWITCH\RCKR\MNT\PNL\SNGL
7	5700329	2	SWITCH\RCKR\PLUG
7A	5700544	1	SWITCH\RCKR\DPDT\24V\1LIT\15A\LTCH&MOMW\RAISED BRCKT
8	5700333	10	SWITCH\RCKR\MNT\PNL\MTPL
9	5700542	14	SWITCH\RCKR\DPDT\24V\UNLIT\15A\MOMNTRYW\RAISED BRCKT
10	5700543	1	SWITCH\RCKR\DPDT\24V\2LIT\15A\LATCHW\RAISED BRACKET
11	5700544	2	SWITCH\RCKR\DPDT\24V\1LIT\15A\LTCH&MOMW\RAISED BRCKT
12	5700545	1	SWITCH\RCKR\DPST\24V\2LIT\15A\LATCHW\RAISED BRACKET
13	7100670	1	PNL\CNTRL\HORIZONTAL
14	7100969	1	CVR\LATCH\PNL\CNTRL

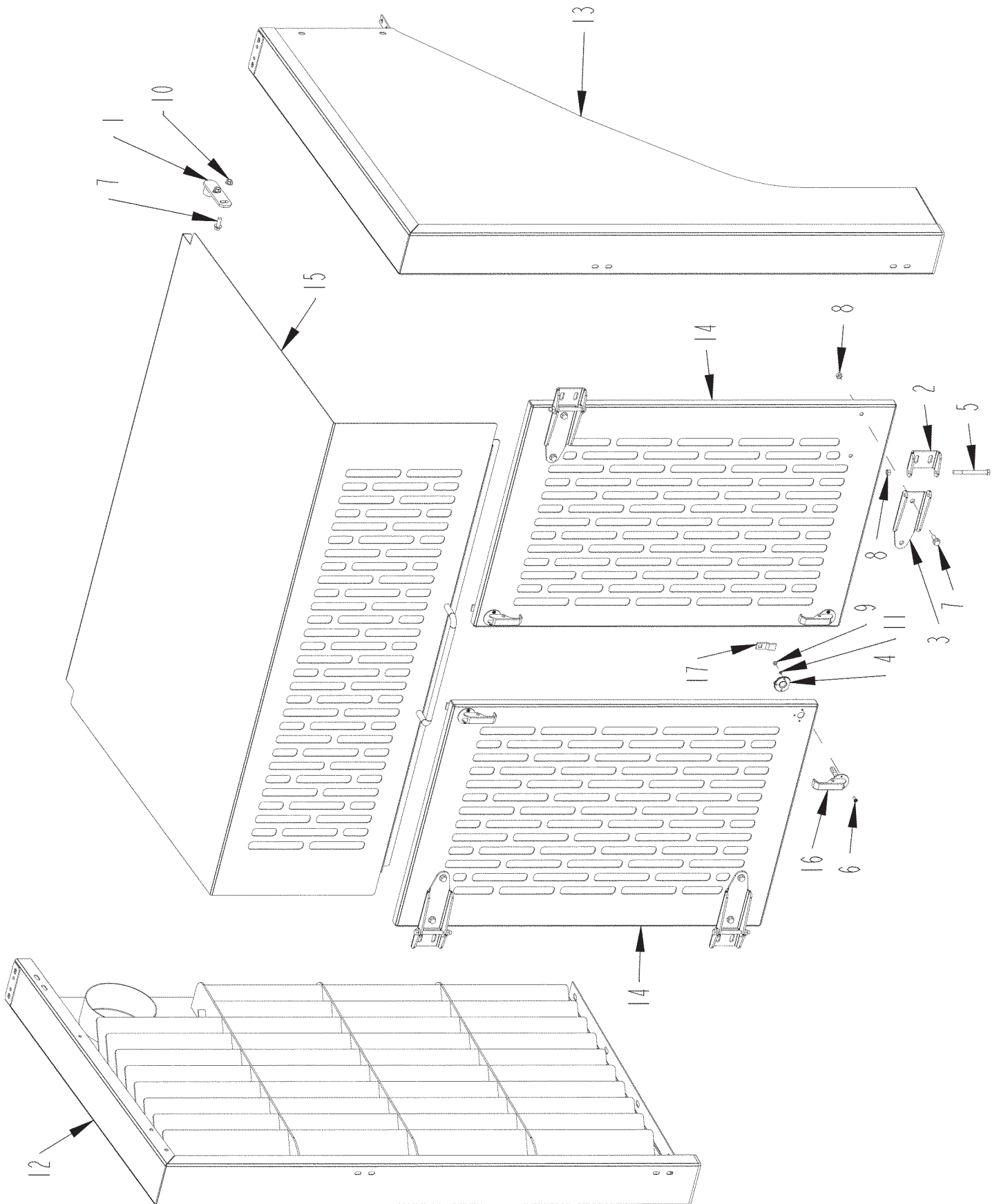
ROTARY SCREEN



ROTARY SCREEN

ITEM	PART	QTY.	PART DESCRIPTION
1	1400090	1	SHVE\1A\1-3/4\1/2
2	4501569	1	IDLER\SCREEN\ROTARY
3	4501571	1	BRKT\SPRING\IDLER\SCREEN\ROTARY
4	4502491	1	TUBE\IDLER\SCREEN\ROTARY
5	4703577	2	HINGE\FAB\3\BASE
6	4703578	2	HINGE\FAB\3-1/2\OUTER
7	4800003	11	BOLT\HEX\3/8X1
8	4800034	1	BOLT\HEX\3/8X1-1/2
9	4800089	2	BOLT\HEX\3/8X4
10	4800146	1	BOLT\HEX\3/8X2
11	4900002	1	NUT\HEX\3/8\NC
12	4900023	2	NUT\TPLCK\3/8\NC
13	5000001	13	WASH\FLAT\3/8
14	5000019	11	WASH\LOCK\3/8
15	5700537	1	MTR\ELEC\24V\0.03HP
16	7101304	1	DOOR\ACCESS\ENG\SHRD
17	7101404	1	CVR\ROTARYSCREEN\TOP
18	7101405	1	CVR\ROTARYSCREEN\BOTTOM
19	7501076	1	SPRING\SCRN\RAD
20	7501077	1	SHEAVE\SCRN\RAD
21	7501078	4	CAP\SCREW\SCRN\RAD
22	7501079	4	ROLLER\ ROTARYSCREEN
23	7501080	12	FLANGE\NUT\SCRN\RAD
24	7501081	1	WASHER\SCRN\RAD
25	7501083	1	AIR\DUCT\SCRN\RAD
26	7501089	1	CAP\SCREW\SCRN\RAD
27	7501084	1	SCREEN\ROTARY\RAD
NOT SHOWN			
	1600085	1	V-BELT\AX\158\COG-BELT

FRONT ENGINE DOORS



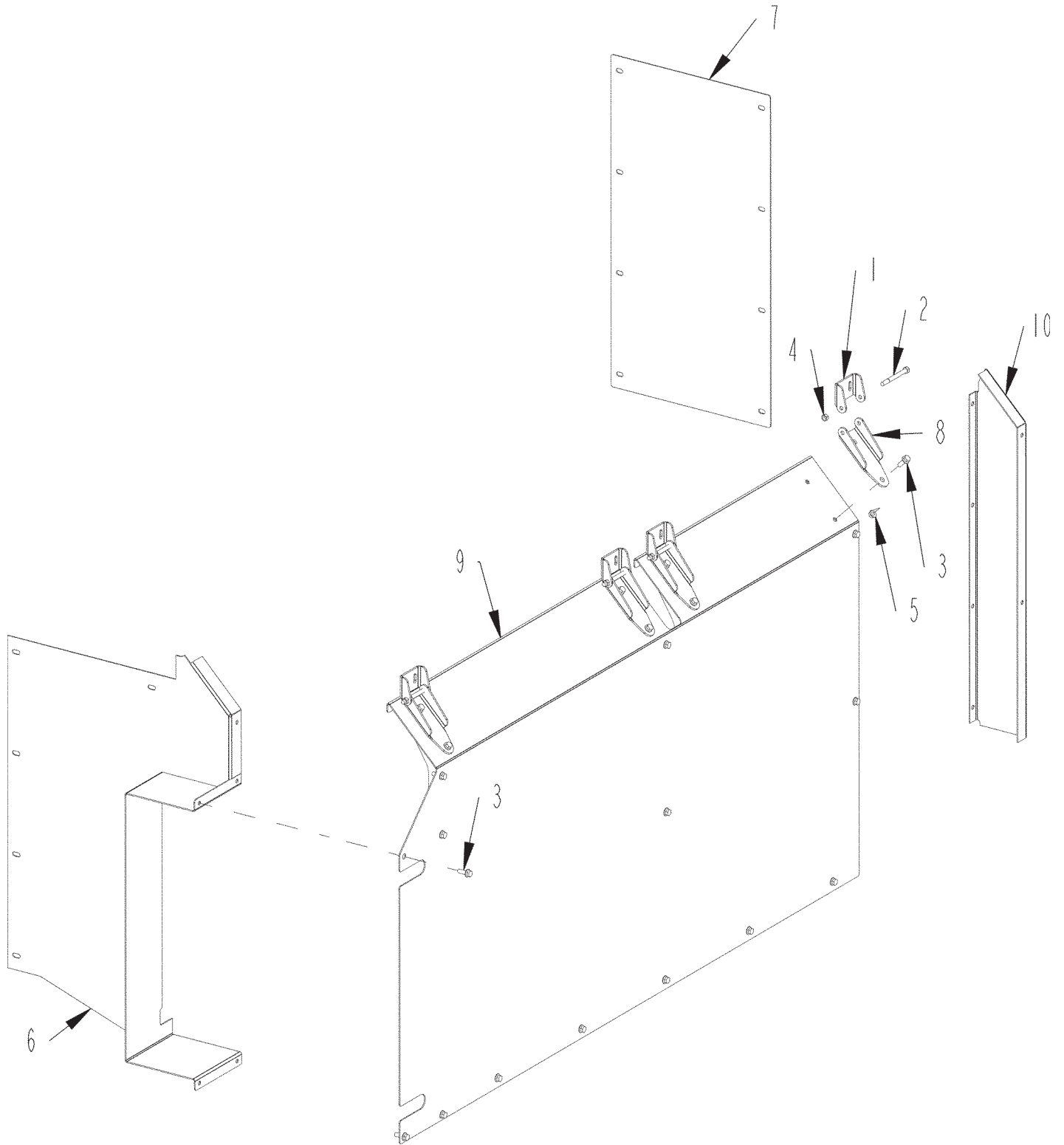
FRONT ENGINE DOORS

ITEM	PART	QTY.	PART DESCRIPTION
1	4501497	2	BRKT\PIVOT\DOOR
2	4703577	4	HINGE\FAB\3\BASE
3	4703578	4	HINGE\FAB\3-1/2\OUTER
4	4704046	4	FLANGE\REINFORCE\LATCH
5	4800089	4	BOLT\HEX\3/8X4
6	4800657	12	SCR\RD\PHL\#10-24X5/8
7	4800913	12	BOLT\FLG\SERR\3/8X1\NC
8	4900023	12	NUT\TPLCK\3/8\NC
9	4900072	12	NUT\HEX\#10\NC
10	4900109	4	NUT\FLG\TPLCK\3/8\NC
11	5000071	12	WASH\LOCK;EXT\STAR\#10
12	7101313	1	SHRD\RH\ENG
13	7101314	1	SHRD\LH\ENG
14	7101316	2	DOOR\ACCESS\ENG
15	7101317	1	COV\FRI\ENG
16	7101318	1	BRC\SHRD
17	7500907	4	LATCH\COMP\HD\1.18-2.36
18	7500908	4	LATCH\COMP\HD\OFFSET;CAM

NOT SHOWN

7500663	2	SPRNG\GAS\90LB\9416K174
7500664	4	BALL STUD\SHOCK\FITTING\M6
7500665	4	END FITTING\GAS SPRING \M6
7500666	4	SAFETY CLIP

SIDE ENGINE SHIELD



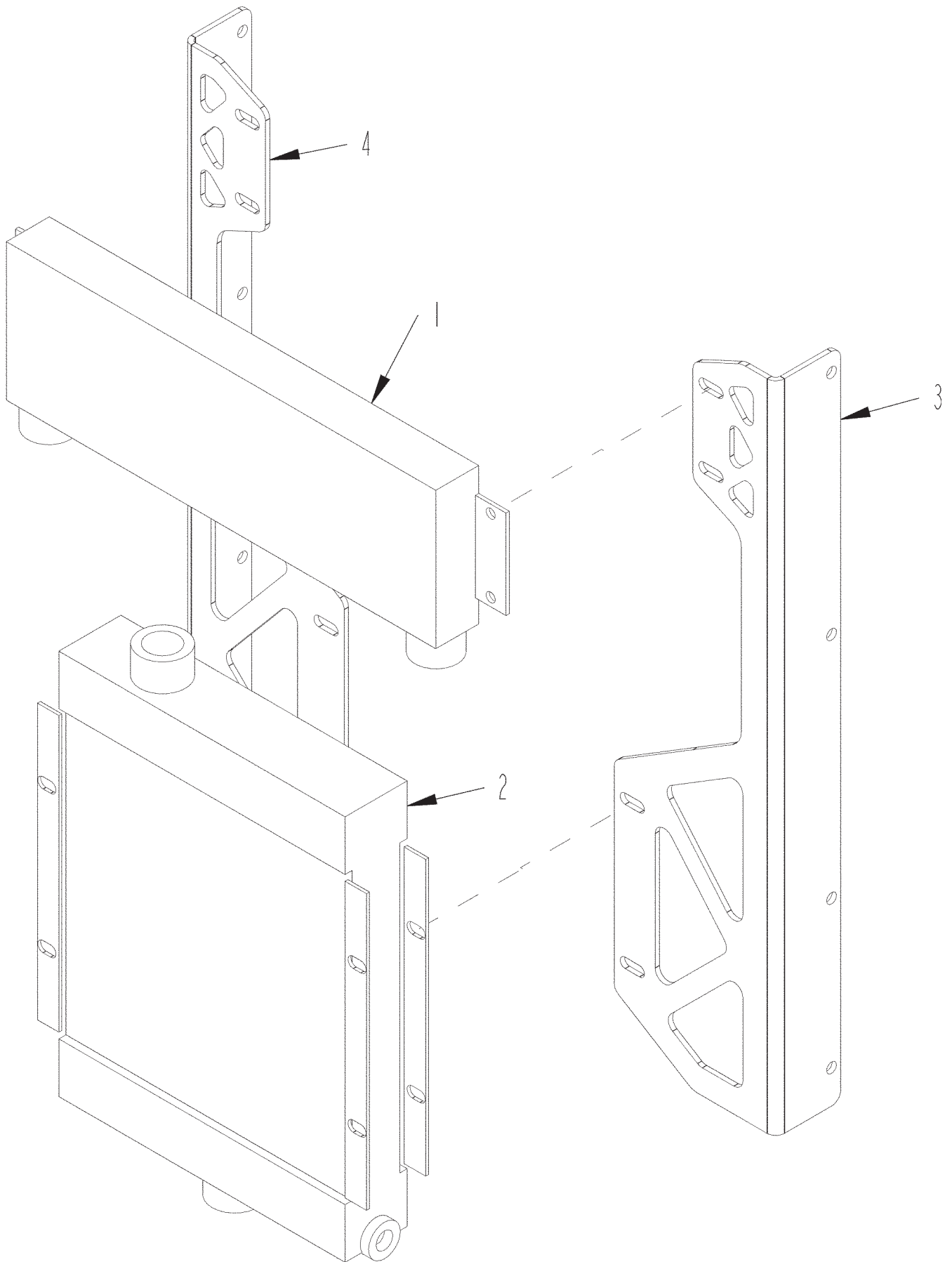
SIDE ENGINE SHIELD

ITEM	PART	QTY.	PART DESCRIPTION
1	4703577	4	HINGE\FAB\3\BASE
2	4800089	4	BOLT\HEX\3/8X4
3	4800913	10	BOLT\FLG\SERR\3/8X1\NC
4	4900023	4	NUT\TPLCK\3/8\NC
5	4900076	12	NUT\FLG\SERR\3/8\NC
6	7101343	1	BRKT\GUARD\BELT
7	7101344	1	SH\SHRD\ENG
8	7101470	4	HINGE\FAB\3-1/2\OUTER
9	7101471	1	SHLD\ENG\SIDE
10	7101472	1	SHLD\ENG\SHROUD

NOT SHOWN

7501090	2	SPRNG\GAS\100LB\9416K22
7500345	4	STUD\BALL\13MMX5/16-18\NC
7500346	4	SAFETY CLIP
7500583	4	END FITTING\GAS SPRNG

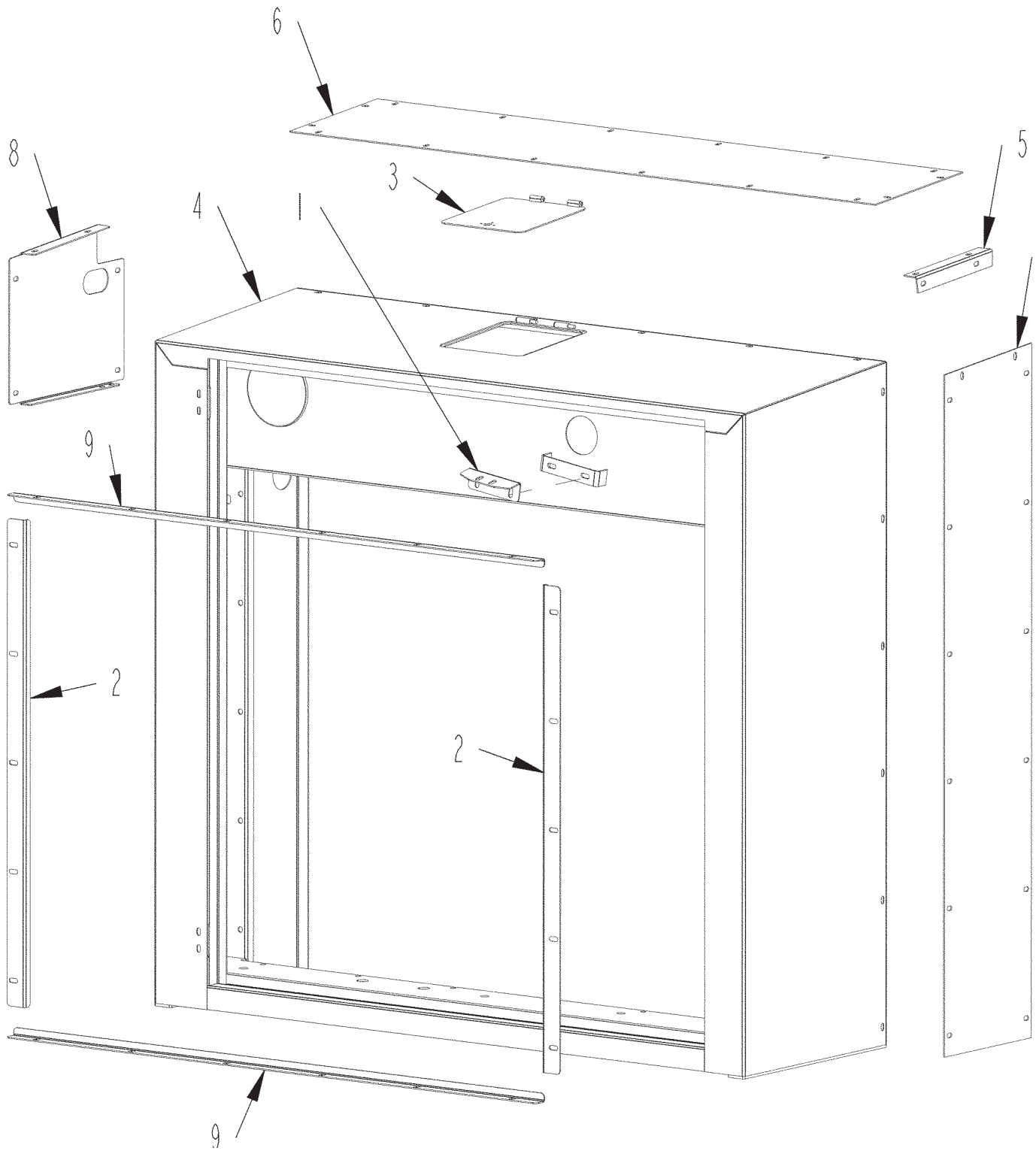
FUEL AND HYDRAULIC COOLERS



FUEL AND HYDRAULIC COOLERS

ITEM	PART	QTY.	PART DESCRIPTION
1	4000300	1	RAD\HYD\5-5/8X13-3/4X1-3/4\AKG_C-8
2	4000476	1	RAD\HYD\15-15/16X13-9/16\2-9/16
3	7101407	1	BRKT\RAD\FUEL\HYD
4	7101408	1	BRKT\RAD\FUEL\HYD

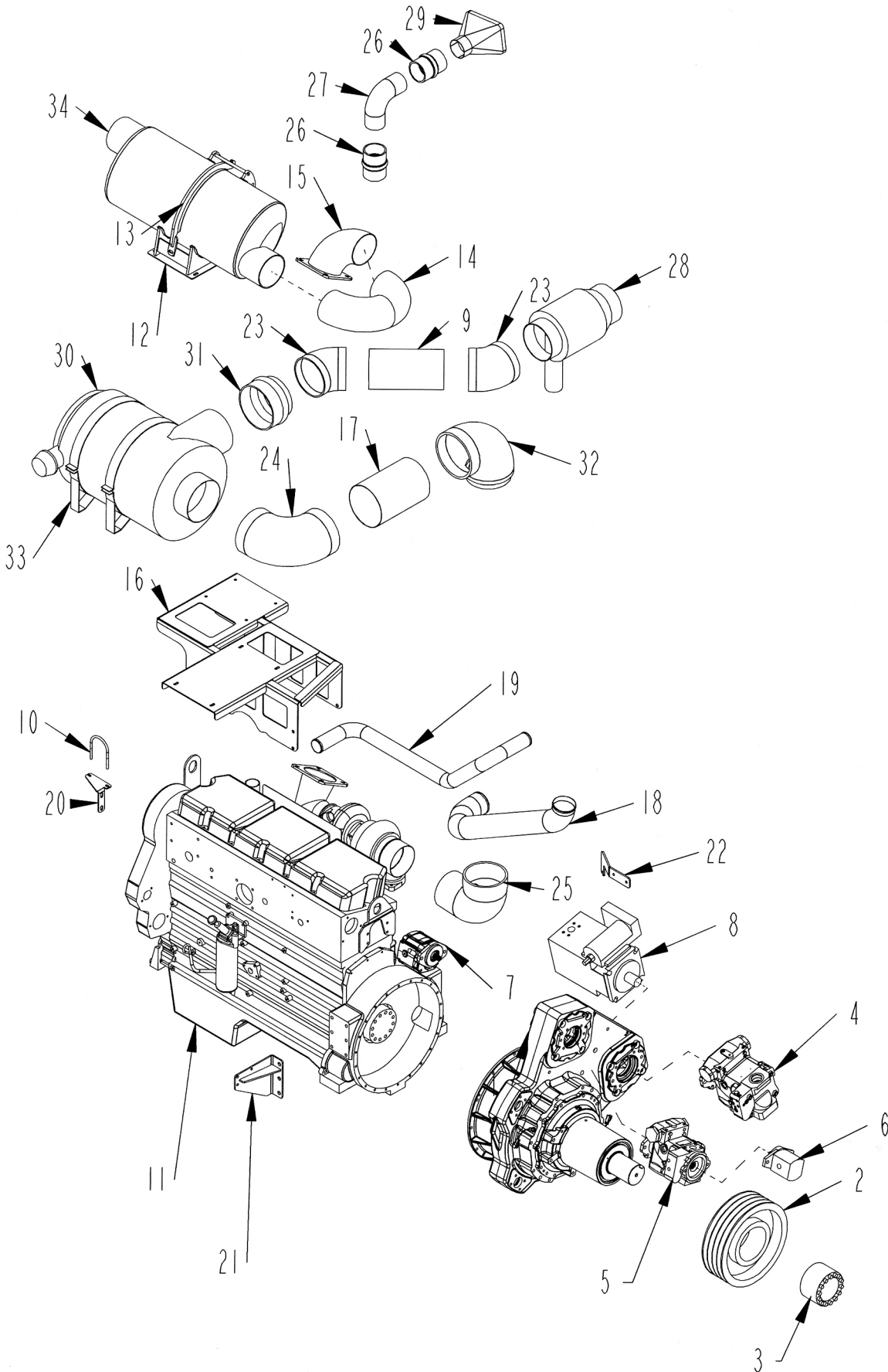
REAR ENGINE SHROUD



REAR ENGINE SHROUD

ITEM	PART	QTY.	PART DESCRIPTION
1	4501565	1	BRKT\FUNNEL\SHROUD\RAD
2	4501829	2	SEAL\RAD\SIDE
3	4704667	1	CVR\ACCESS\RAD
4	7101309	1	SHRD\RAD
5	7101310	1	BRKT\SH\SHRD\ENG
6	7101311	1	SH\SHRD\ENG
7	7101312	1	SH\SHRD\ENG
8	7101322	1	SH\SHRD\ENG
9	7101402	2	SEAL\RAD\TOP

ENGINE COMPARTMENT



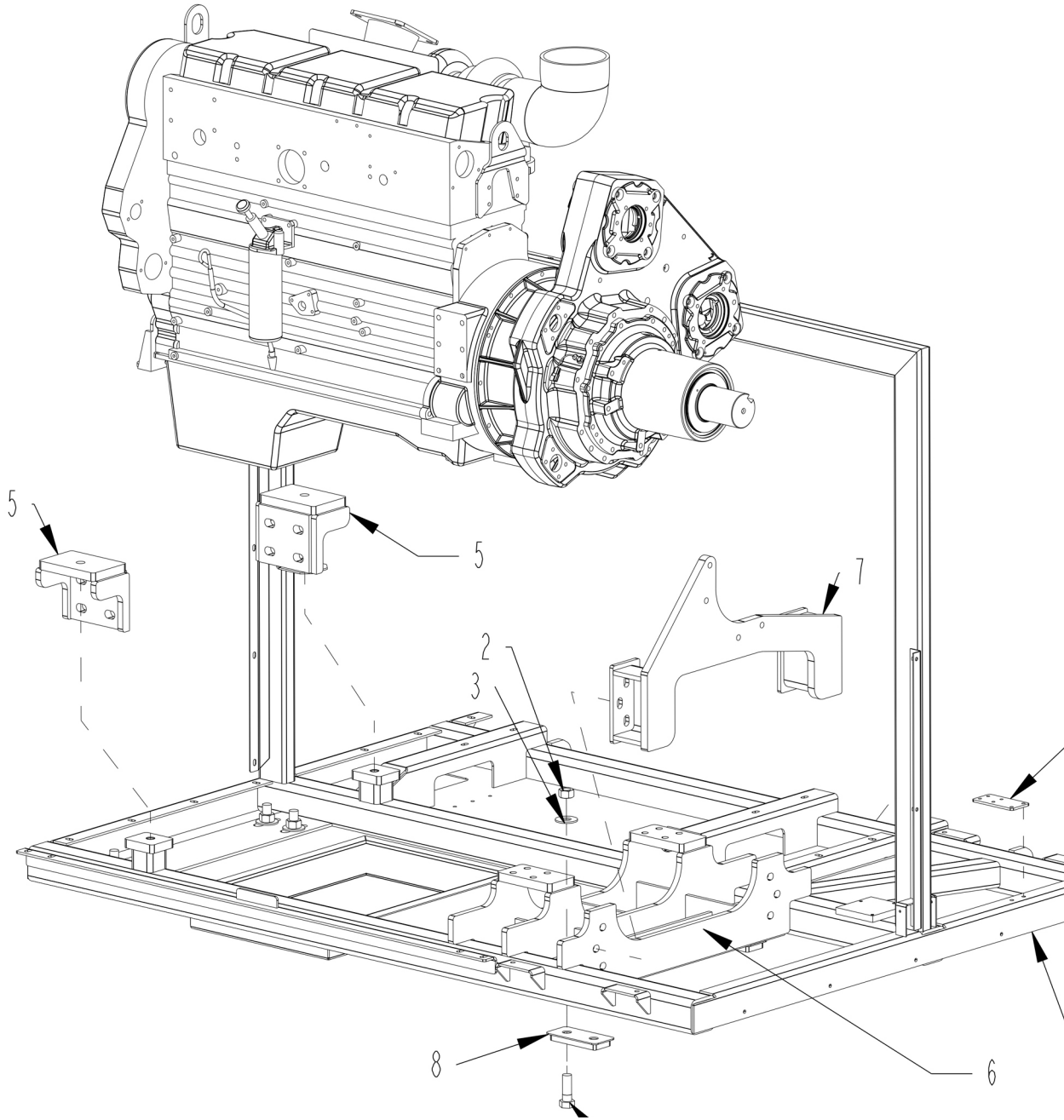
ENGINE COMPARTMENT

ITEM	PART	QTY.	PART DESCRIPTION
1	O900182	1	CLUTCH\FLEX\HPT014
2	1400651	1	SHVE\8V-4\16\TL\DYNAMIC
3	1400652	1	BUSH\TAPER\3-15\16\4040
4	4200119	1	PUMP\6.0CID\LOADSENSE
5	4200125	1	PUMP\HYD\4.00CID\LOADSNSE
6	4200126	1	PUMP\HYD\GEAR\1.27CID
7	4200162	1	PUMP\HYD\GEAR\2.83\LH
8	4200176	1	PUMP\HYD\9.15CID\LS (TRACK MACHINE ONLY)
9	4704668	1	TUBE\INTAKE\AIR
10	4801222	1	BOLT\U\3\8X4X5-1/2
11	O900185	1	ENG\CAT\C-15\475HP\REMOTE-RAD
11A	O900181	1	ENG\CAT\C-15\540HP\REMOTE-RAD
12	7100350	1	BRCKT\MFFLR\C15
13	7100859	1	TOP\BRCKT\MFFLR
14	7101307	1	ELB\EXH\180DEG\SR\6
15	7101308	1	ELB\EXH\90DEG\SR\6
16	7101403	1	BRKT\MUFFLER\AIRCLEANER
17	7101406	1	TUBE\INTAKE\AIR
18	7101410	1	TUBE\CHARGE-AIR
19	7101411	1	TUBE\RAD\UPPR
20	7101414	1	BRKT\TUBE\CHARGE-AIR
21	7101421	1	BRKT\FLTR\OIL
22	7101427	1	BRKT\HOSE\FLTR\OIL
23	7500513	2	FTG\RBBR\5\45DEG\ELL
24	7500708	1	FTG\RBBR\8\90\ELB
25	7500922	1	FTG\RBBR\7TO6\90DEG\ELL
26	7500923	2	FTG\RBBR\3-1/2\CPLG
27	7500928	1	TUBE\EXHAUST\3-1/2\90DEG
28	7501066	1	SPRTR\INLINE\H001906
29	7501075	1	Z62350-FUNNEL
30	7501274	1	AIRCLEANER\FRG\18"
31	7501275	1	FTG\RBBR\CPLG\8TO7
32	7501276	1	90DEG REDUCING ELBOW
33	7501278	2	CLMP\AIRCLEANER\18"
34	7501284	1	MFFLR\DONALDSON\M122300

NOT SHOWN

1600103	1	V-BELT\8VP2500-4
---------	---	------------------

ENGINE MOUNTS



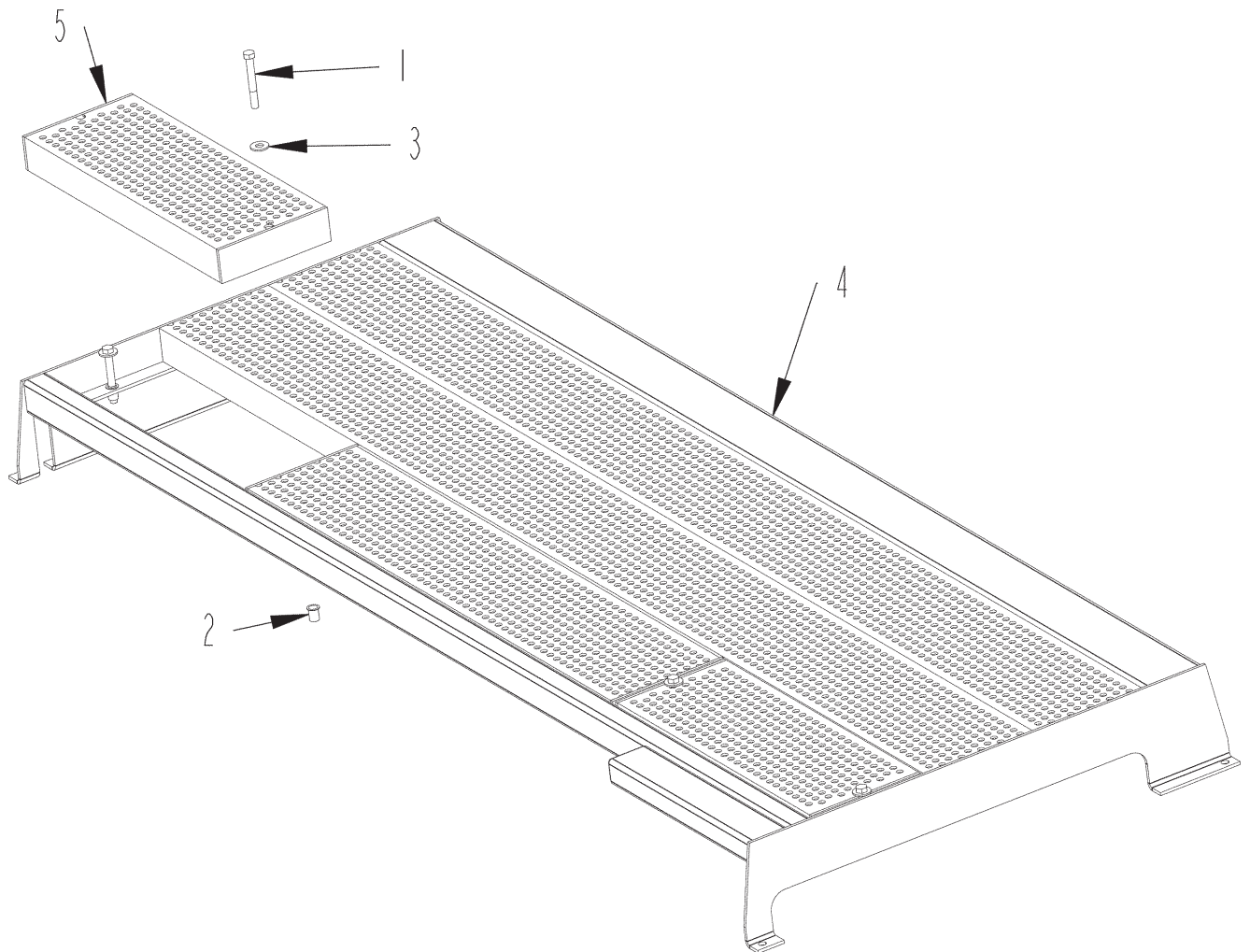
ITEM	PART	QTY.	PART DESCRIPTION
1	4800140	10	BOLT\HEX\1X3\NC
2	4900127	8	NUT\TPLCK\1\NC
3	5000014	10	WASH\FLAT\1
4	7101191	1	FRM\SHRD\ENG
5	7101192	2	MNT\ENGINE\FRONT\CAT_C15
6	7101323	1	MNT\ENG\REAR
7	7101324	1	BRKT\SUP\CLUTCH
8	7101325	5	BRKT\NUT\HLDR
9	7101482	1	MNT\BRKT\FILTER\CLUTCH

NOT SHOWN

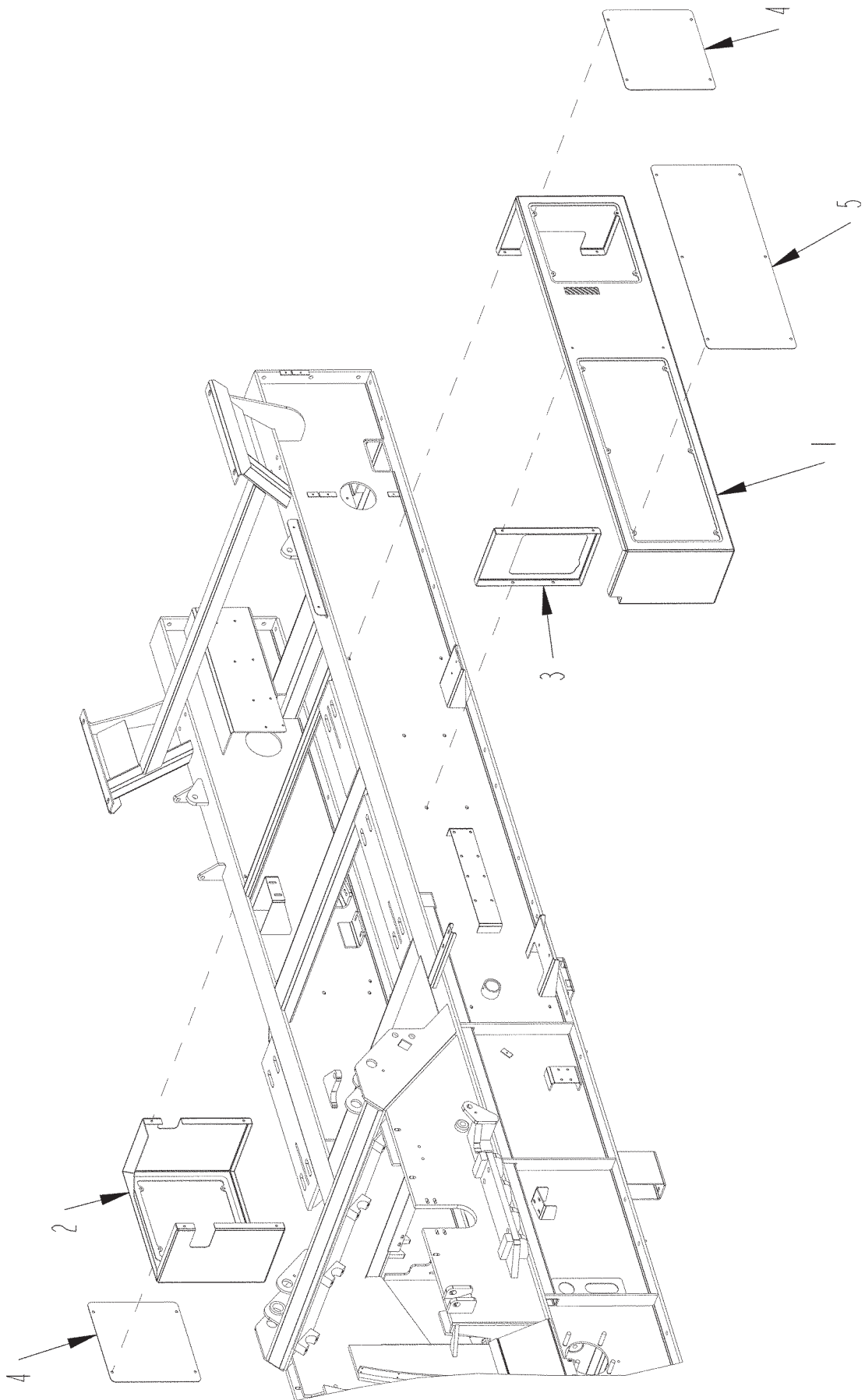
5800619	2	JACK\RATCHET\20\CLOSED
---------	---	------------------------

REAR WALKWAY

ITEM	PART	QTY.	PART DESCRIPTION
1	4800156	4	BOLT\HEX\3/8X3
2	4900082	4	NUT\INSERT\3/8\0.027X.150GR
3	5000001	4	WASH\FLAT\3/8
4	7101465	1	WLKWY\RAD\WELD
5	7101466	2	WLKWY\RAD\INSERT
	7101467		WLKWY\RAD(INCLUDES ALL ABOVE)



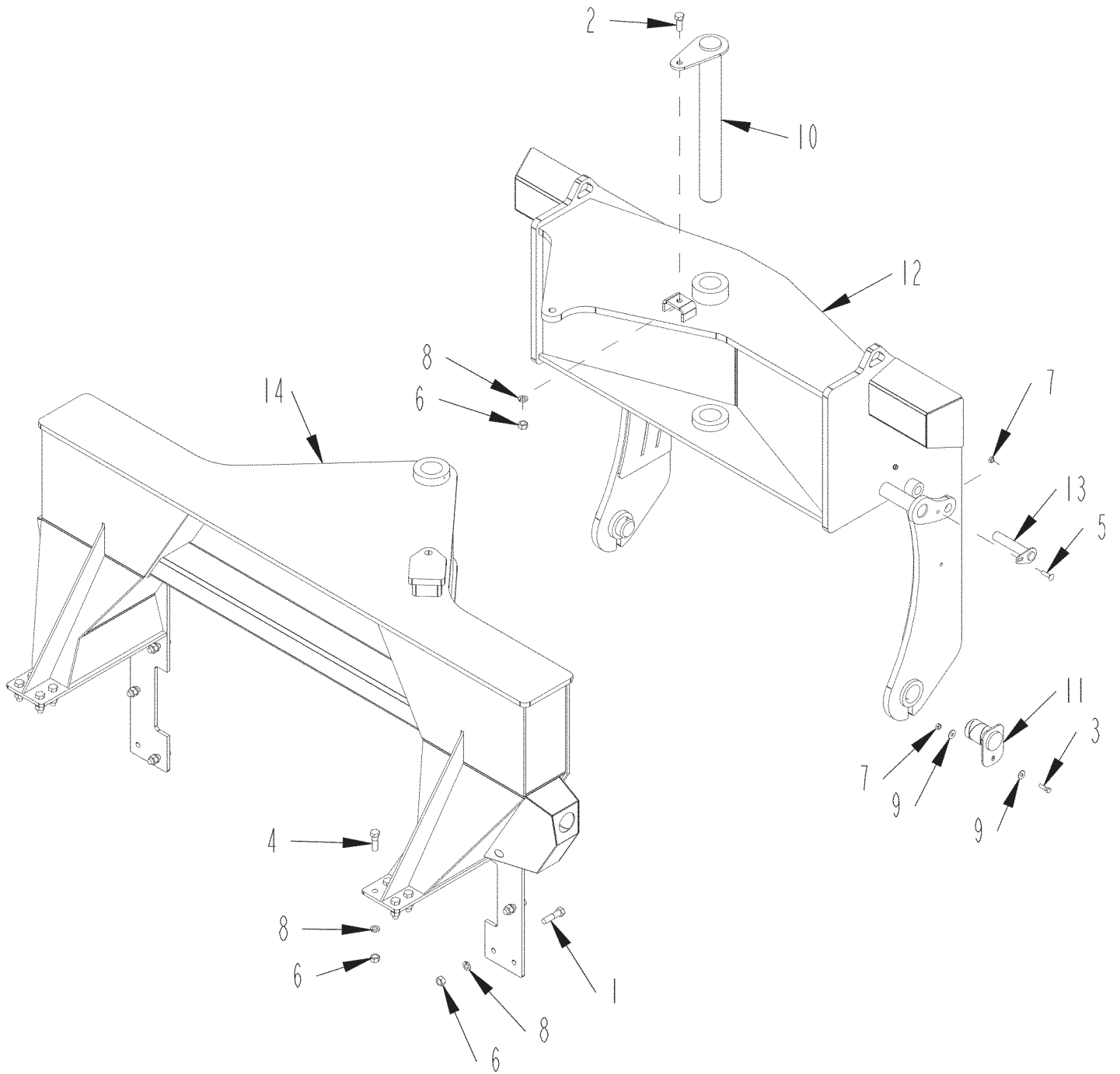
HYDRAULIC VALVE COVERS



HYDRAULIC VALVE COVERS

ITEM	PART	QTY.	PART DESCRIPTION
1	7101459	1	CVR\VALVE
2	7101460	1	CVR\VALVE
3	7101461	1	BRKT\SPPT\CVR
4	7101463	2	DOOR\ACCESS
5	7101464	1	DOOR\ACCESS

CONVEYOR SWING



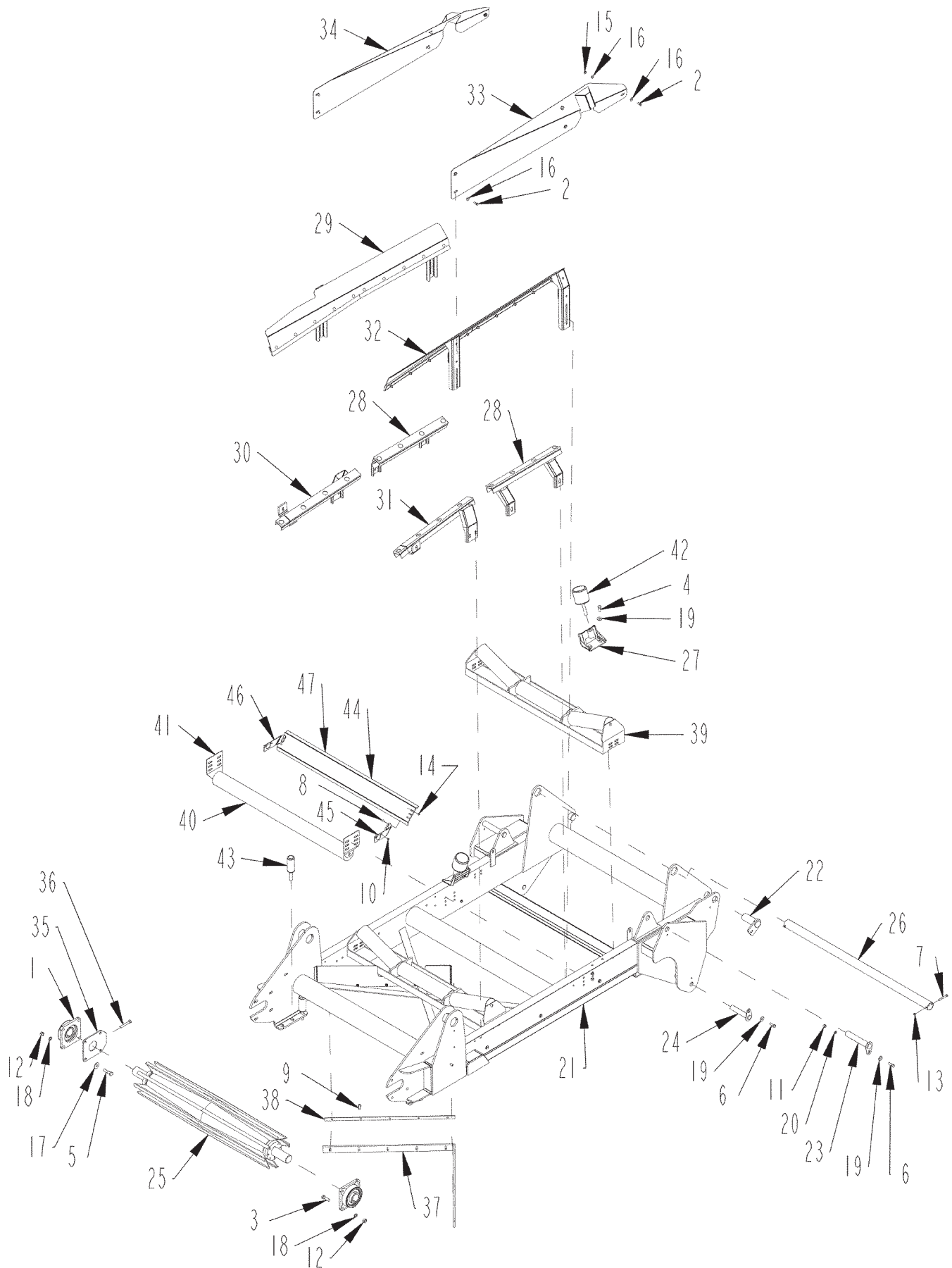
CONVEYOR SWING

ITEM	PART	QTY.	PART DESCRIPTION
1	4800017	8	BOLT\HEX\3/4X3
2	4800033	1	BOLT\HEX\3/4X2
3	4800040	2	BOLT\HEX\7/16X1-1/2
4	4800115	8	BOLT\HEX\3/4X2-1/2
5	4800947	2	BOLT\CRG\7/16X2\NC
6	4900004	17	NUT\HEX\3/4\NC
7	4900035	4	NUT\TPLCK\7/16\NC
8	5000012	17	WASH\LOCK\3/4
9	5000016	4	WASH\FLAT\7/16
10	7100374	1	PIN\PVT\FRM\SWING\CNVYR\DISCH
11	7100437	2	PIN\PIVOT\CONV
12	7100538	1	FRM\SWING\CNVYR\DISCH
13	7100549	2	PIN\CYL\1-1/4X6-5/8
14	7101190	1	FRM\ASY\SUP\SWING

NOT SHOWN

4100268	1	CYL\HYD\3-1/2X12\1-1/2ROD\3/4-16\ORB
---------	---	--------------------------------------

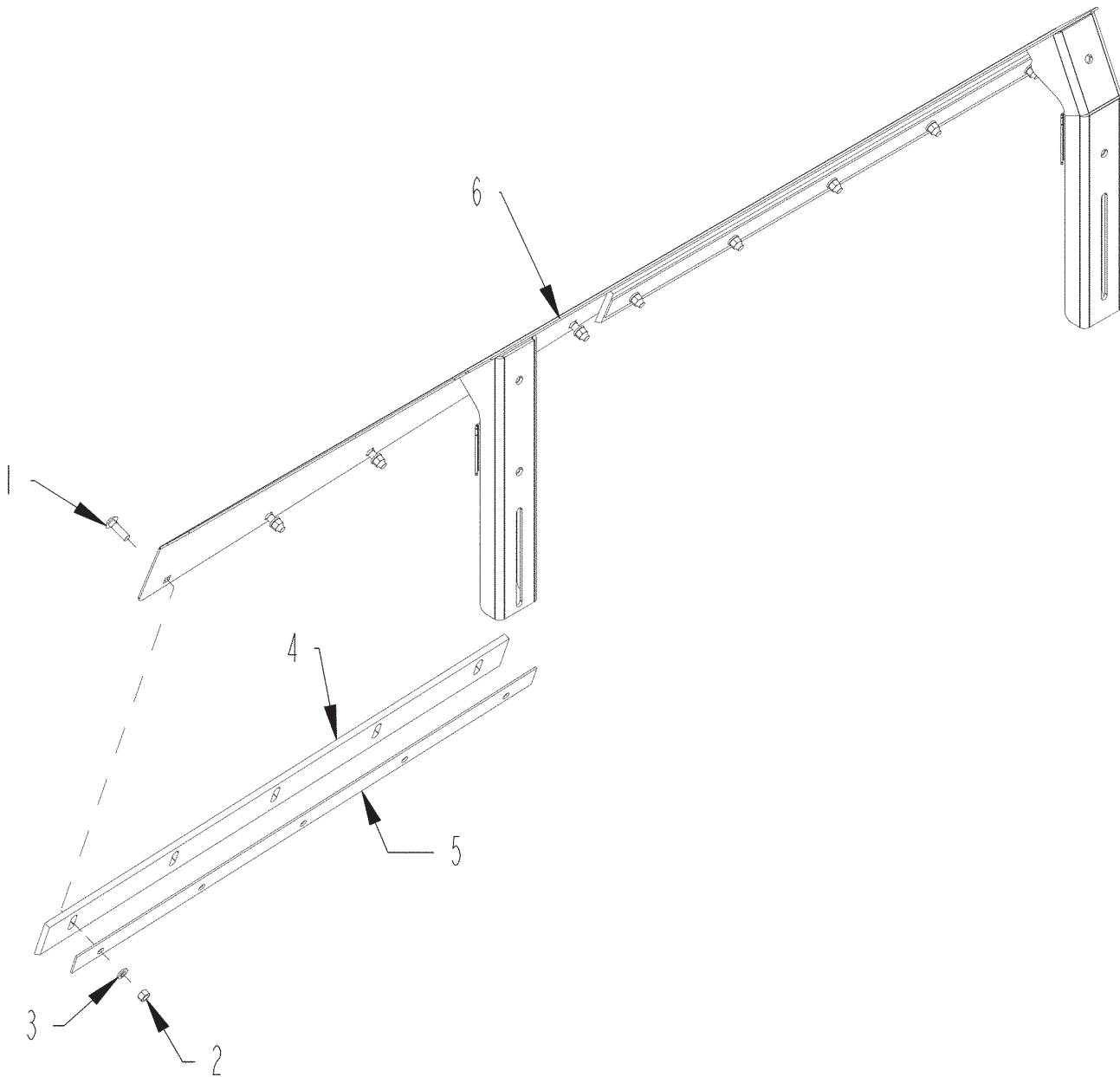
LOWER DISCHARGE CONVEYOR



LOWER DISCHARGE CONVEYOR

ITEM	PART	QTY.	PART DESCRIPTION
1	2000329	2	BRG\FLG\4 BOLT\2-7/16\SET SCREW\BALL
2	4800003	13	BOLT\HEX\3/8X1
3	4800010	4	BOLT\HEX\5/8X2
4	4800018	2	BOLT\HEX\1/2X1-1/4
5	4800079	4	BOLT\HEX\5/8X2-1/2
6	4800082	2	BOLT\HEX\1/2X1-1/2
7	4800156	2	BOLT\HEX\3/8X3
8	4800214	4	BOLT\CRG\1/4X1\NC
9	4800915	10	BOLT\FLG\SERR\3/8X1-1/2\NC
10	4801215	2	BOLT\FLG\1/4X3/8\GR8.2\NC
11	4900001	5	NUT\HEX\1/2\NC
12	4900005	8	NUT\HEX\5/8\NC
13	4900030	2	NUT\NYLCK\3/8\NC
14	4900040	4	NUT\FLG\SERR\1/4\NC
15	4900109	18	NUT\FLG\TPLCK\3/8\NC
16	5000001	31	WASH\FLAT\3/8
17	5000002	4	WASH\FLAT\5/8
18	5000003	8	WASH\LOCK\5/8
19	5000004	5	WASH\FLAT\1/2
20	5000006	4	WASH\LOCK\1/2
21	7100418	1	CONVEYOR\STACKING\LOWER
22	7100436	2	PIN\HINGE\FOLD\2X4-3/4
23	7100548	2	PIN\CYL\1-1/2X8-1/2
24	7100549	2	PIN\CYL\1-1/4X6-5/8
25	7100632	1	RLLR\IDLER\WING\10X51W/2-7/16 SHAFT
26	7100635	1	TUBE\HANGER\BELT
27	7100778	2	BRCKT\MNT\IDLER\STUB
28	7100812	2	GUIDE\BELT\DISCH\UPPER\COMP
29	7100816	1	DEFL\MAT\RIGHT\CONV\DISCH\COMP
30	7100818	1	WEAR\GAURD\LOWER\RIGHT\BELT\DISCH
31	7100820	1	WEAR\GAURD\LOWER\LEFT\BELT\DISCH
32	7100822	1	DEFL\MAT\LEFT\CONV\DISCH\COMP
33	7101001	1	GUARD\RLLRS\CONV\LEFT
34	7101002	1	GUARD\RLLRS\CNVYR\RIGHT
35	7101004	1	ADJ\BRG
36	7101005	1	ROD\ADJ\BRG
37	7101064	2	BELT\SCRPR\CNVYR\DISCH
38	7101065	2	STRP\BLT\SCRPR\CNVYR\DISCH
39	7501163	2	RLLR\TROUGH\48X20DEGREE\CHANNEL MOUNT
39A	7501396		ROLL\RPLCMNT\RLLR\TRGH\20DEG (REPLACEMENT PART FOR 7501163)
39B	7501397		CLIP\STND\RLLR\TRGH\20DEG (REPLACEMENT PART FOR 7501163)
39C	7501398		CLIP\END\RLLR (REPLACEMENT PART FOR 7501163)
40	7501164	1	RLLR\IDLER\4X48
41	7501168	2	BRCKT\MNT\CHNL\IDLER\RETURN
42	7501222	2	IDLER\ROLL\STUB\4"
43	7501230	4	IDLER\ROLL\2"DIAX4-3/4"
44	7501315	1	GRD\RLL\RTRN\48\COMPLETE (INCLUDES 7501455, 7501456, AND 7501318)
45	7501316	1	BRCKT\RH\GRD\RTRN\RLL\HEX
45A	7501456		BRCKT\RH\GRD\RTRN\ROLL\RD
46	7501317	1	BRCKT\LH\GRD\RTRN\RLL\HEX
46A	7501455		BRCKT\LH\GRD\RTRN\ROLL\RD
47	7501318	1	RPLCMNT\GRD\RLL\RTRN
NOT SHOWN			
	4100255	2	CYL\HYD\4X48X2\3KPS\WELD\CROSSTUBE ENDS WZERKS

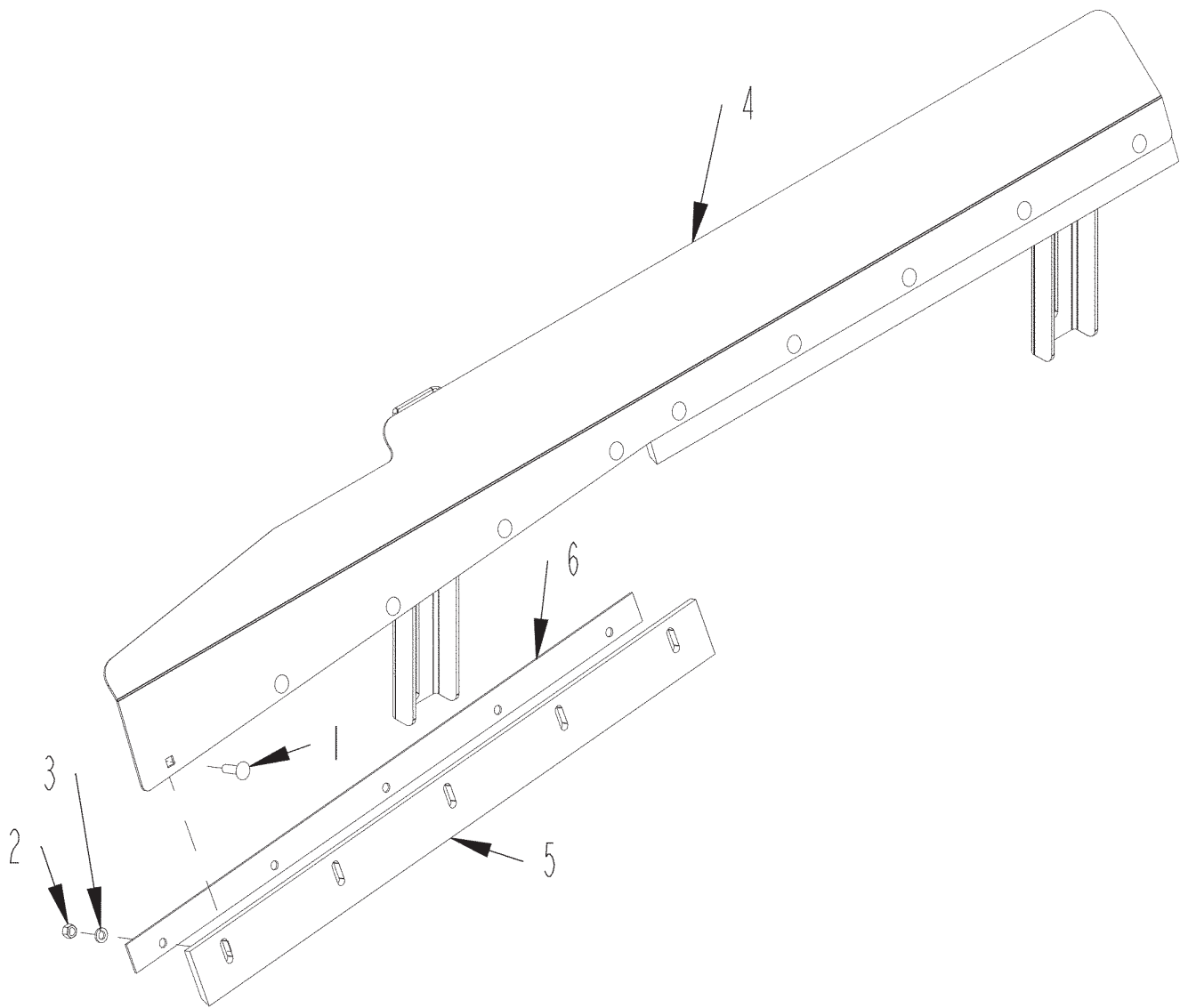
MATERIAL DEFLECTOR LH



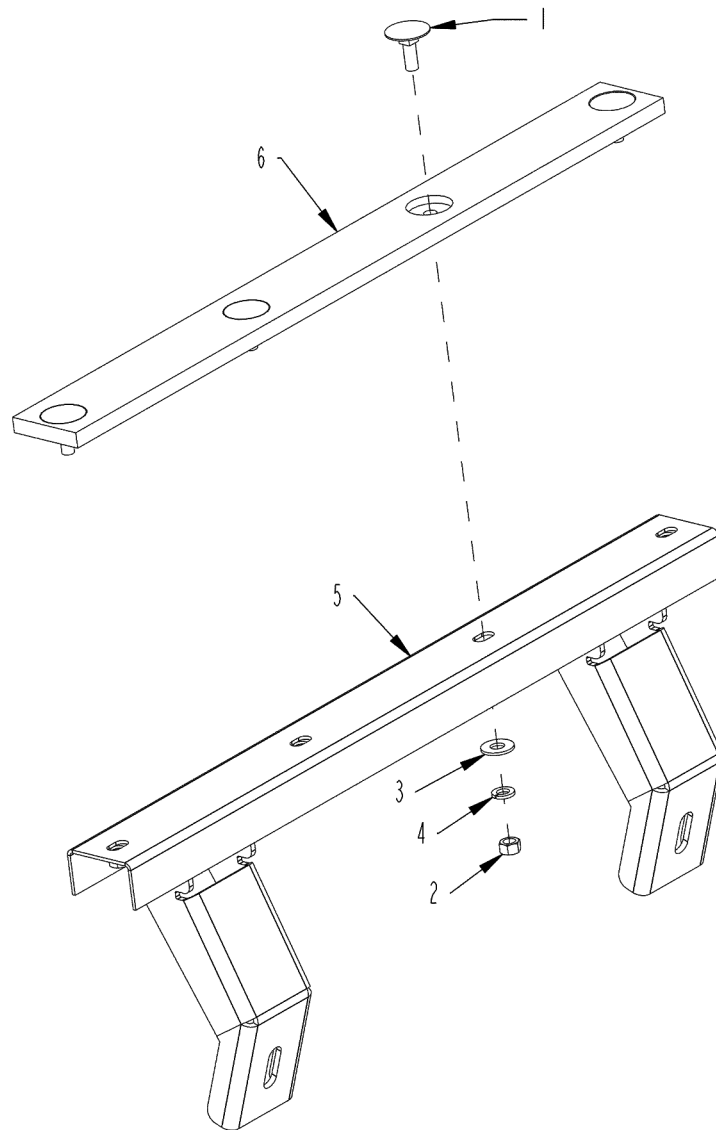
ITEM	PART	QTY.	PART DESCRIPTION
1	4800012	10	BOLT\CRG\3/8X1-1/4\NC
2	4900002	10	NUT\HEX\3/8\NC
3	5000019	10	WASH\LOCK\3/8
4	7100815	2	SEAL\DEFL\CON\DISCH
5	7100817	2	STRAP\RETAINING\RBBR
6	7100821	1	DEFL\MAT\LEFT\CON\DISCH
	7100822		DEFL\MAT\LT\CNVYR\DISCH\COMP(INCLUDES ALL ABOVE)

MATERIAL DEFLECTOR RH

ITEM	PART	QTY.	PART DESCRIPTION
1	4800012	10	BOLT\CRG\3/8X1-1/4\NC
2	4900002	10	NUT\HEX\3/8\NC
3	5000019	10	WASH\LOCK\3/8
4	7100814	1	DEFL\MAT\RIGHT\CON\DISCH
5	7100815	2	SEAL\DEFL\CON\DISCH
6	7100817	2	STRAP\RETAINING\RBBR
	7100816		DEFL\MAT\RT\CNVYR\DISCH\COMPLETE (INCLUDES ALL ABOVE)



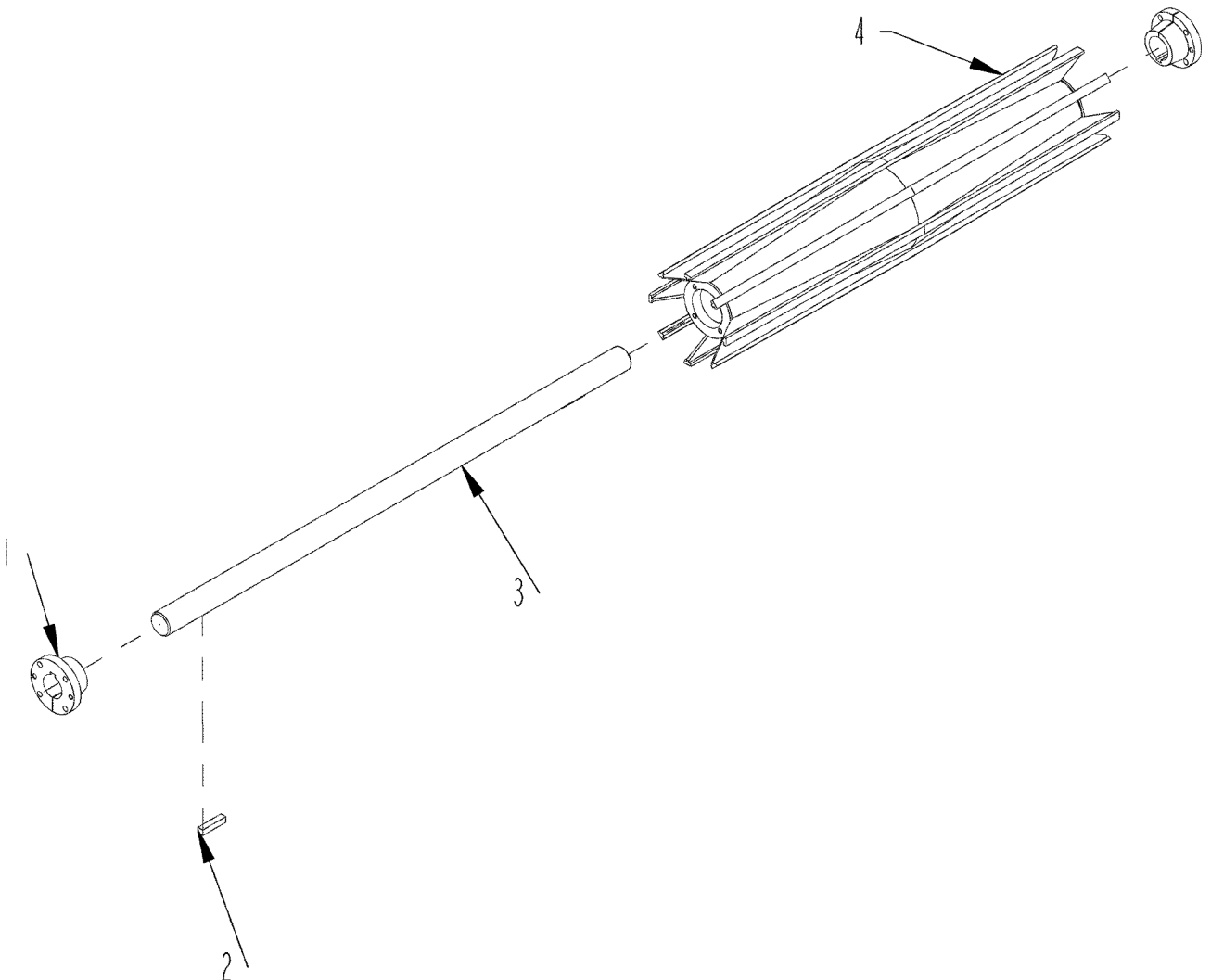
UPPER DISCHARGE CONVEYOR BELT GUIDE



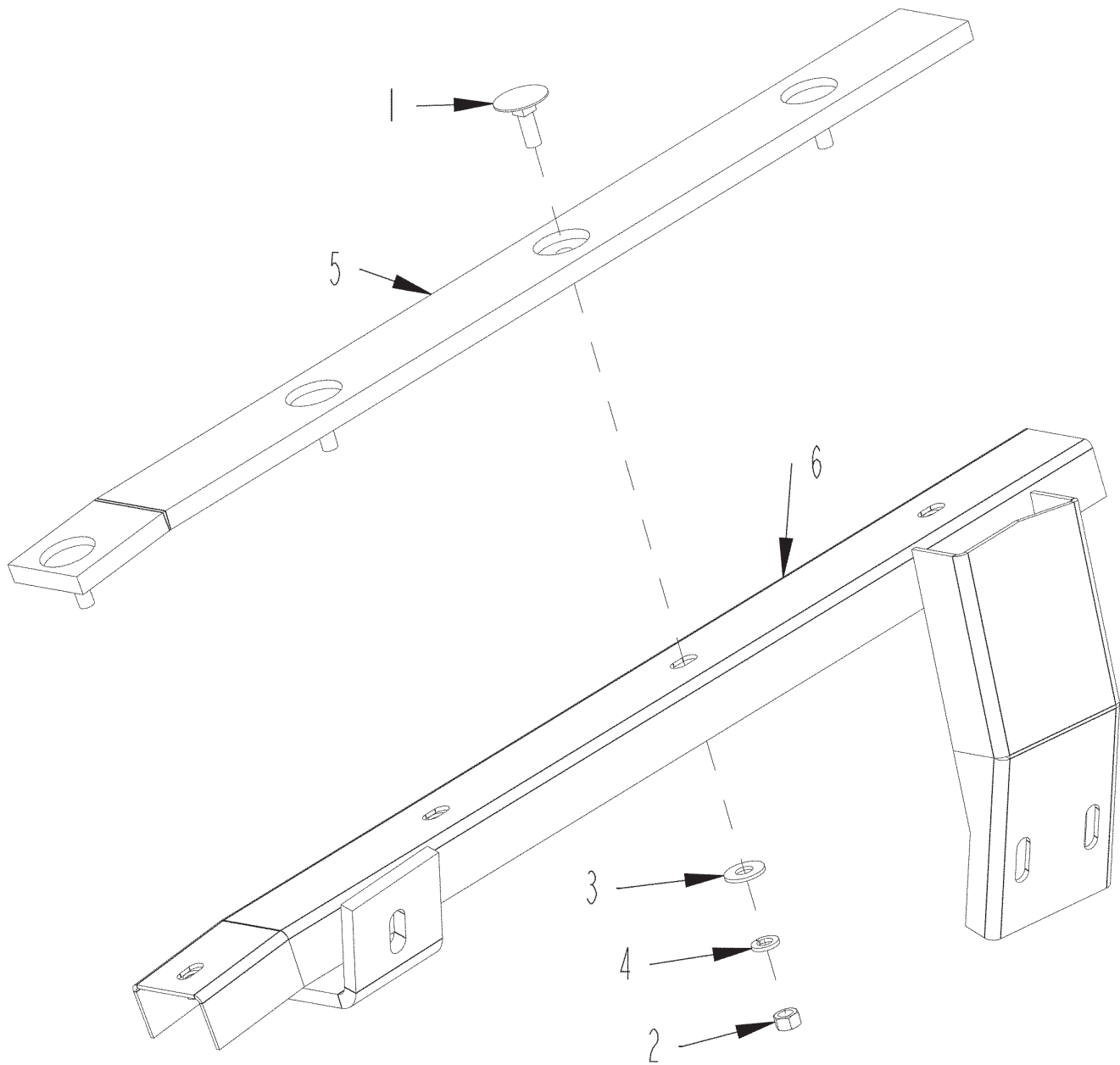
ITEM	PART	QTY.	PART DESCRIPTION
1	4801193	4	BOLT\ELEVATOR\3/8X1-1/4
2	4900002	4	NUT\HEX\3/8\NC
3	5000001	4	WASH\FLAT\3/8
4	5000019	4	WASH\LOCK\3/8
5	7100811	1	GUIDE\BELT\DISCH\UPPER
6	7100813	1	WEAR\GAURD\TRANSFER\STRIPS
	7100812		GUIDE\BELT\DSCHRGUPPER\COMPLETE (INCLUDES ALL ABOVE)

DISCHARGE CONVEYOR IDLER PULLEY

ITEM	PART	QTY.	PART DESCRIPTION
1	1400636	2	BUSH\HE30\2-7/16
2	6200028	2	KEY\SQ\5/8X3
3	7100630	1	SHAFT\PULLEY\TAIL\STACKER
4	7501178	1	RLLR\10X51\FFWING\2-7/16
	7100632		RLLR\IDLER\WING\10X51W\2-7/16 SHAFT(COMPLETE)



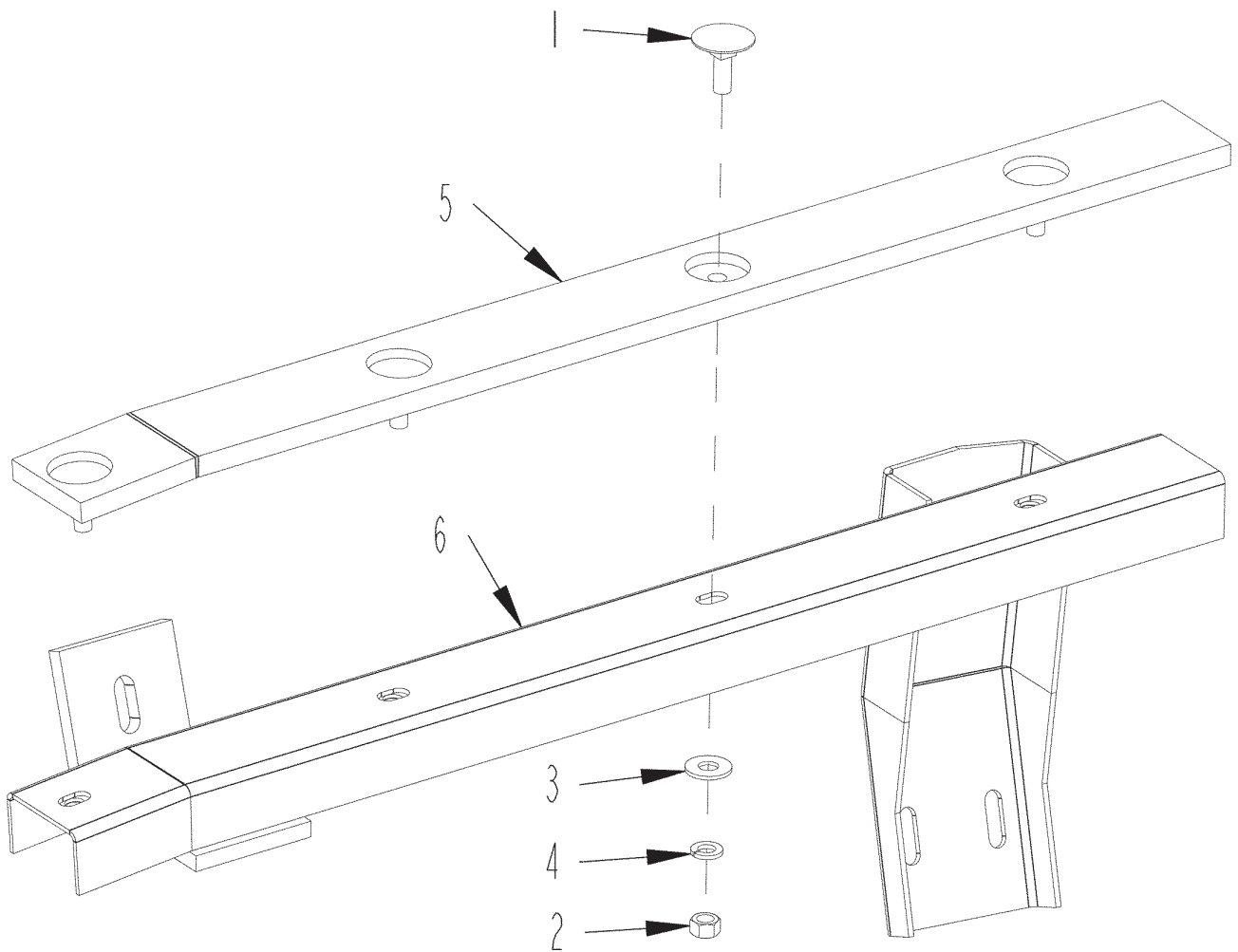
DISCHARGE CONVEYOR WEAR GUARD LH



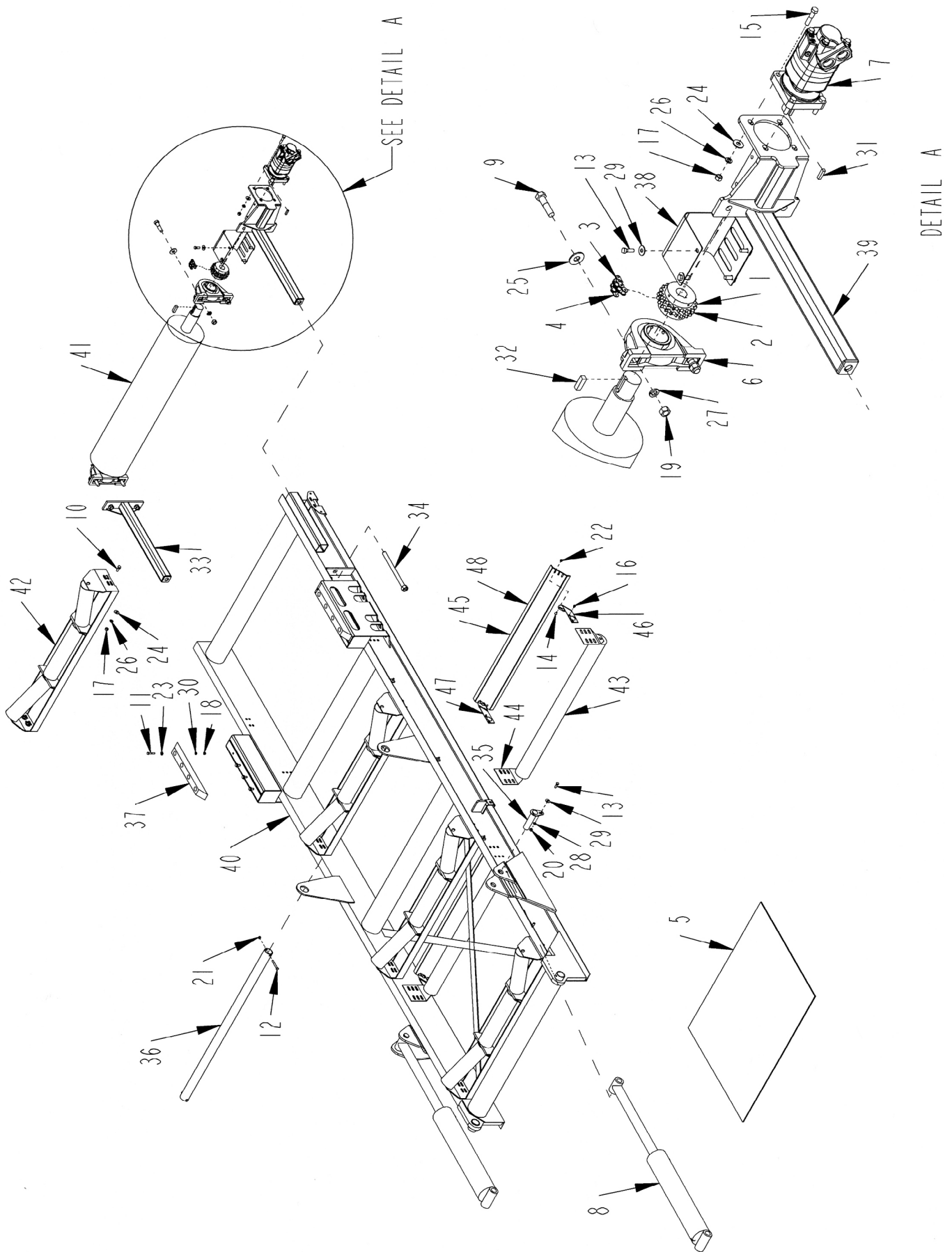
ITEM	PART	QTY.	PART DESCRIPTION
1	4801193	4	BOLT\ELEVATOR\3/8X1-1/4
2	4900002	4	NUT\HEX\3/8\NC
3	5000001	4	WASH\FLAT\3/8
4	5000019	4	WASH\LOCK\3/8
5	7100809	1	WEAR\GAURD\TRANSFER\STRIPS
6	7100819	1	GUIDE\BELT\DISCH\LOWER\LEFT
	7100820		WEAR\GUARD\LWR\LT\BELT\DISCH(INCLUDES ALL ABOVE)

DISCHARGE CONVEYOR WEAR GUARD RH

ITEM	PART	QTY.	PART DESCRIPTION
1	4801193	4	BOLT\ELEVATOR\3/8X1-1/4
2	4900002	4	NUT\HEX\3/8\NC
3	5000001	4	WASH\FLAT\3/8
4	5000019	4	WASH\LOCK\3/8
5	7100809	1	WEAR\GAURD\TRANSFER\STRIPS
6	7100810	1	GUIDE\BELT\DISCH\LOWER\RIGHT
	7100818		WEAR\GUARD\LWR\RT\BELT\DISCH(INCLUDES ALL ABOVE)



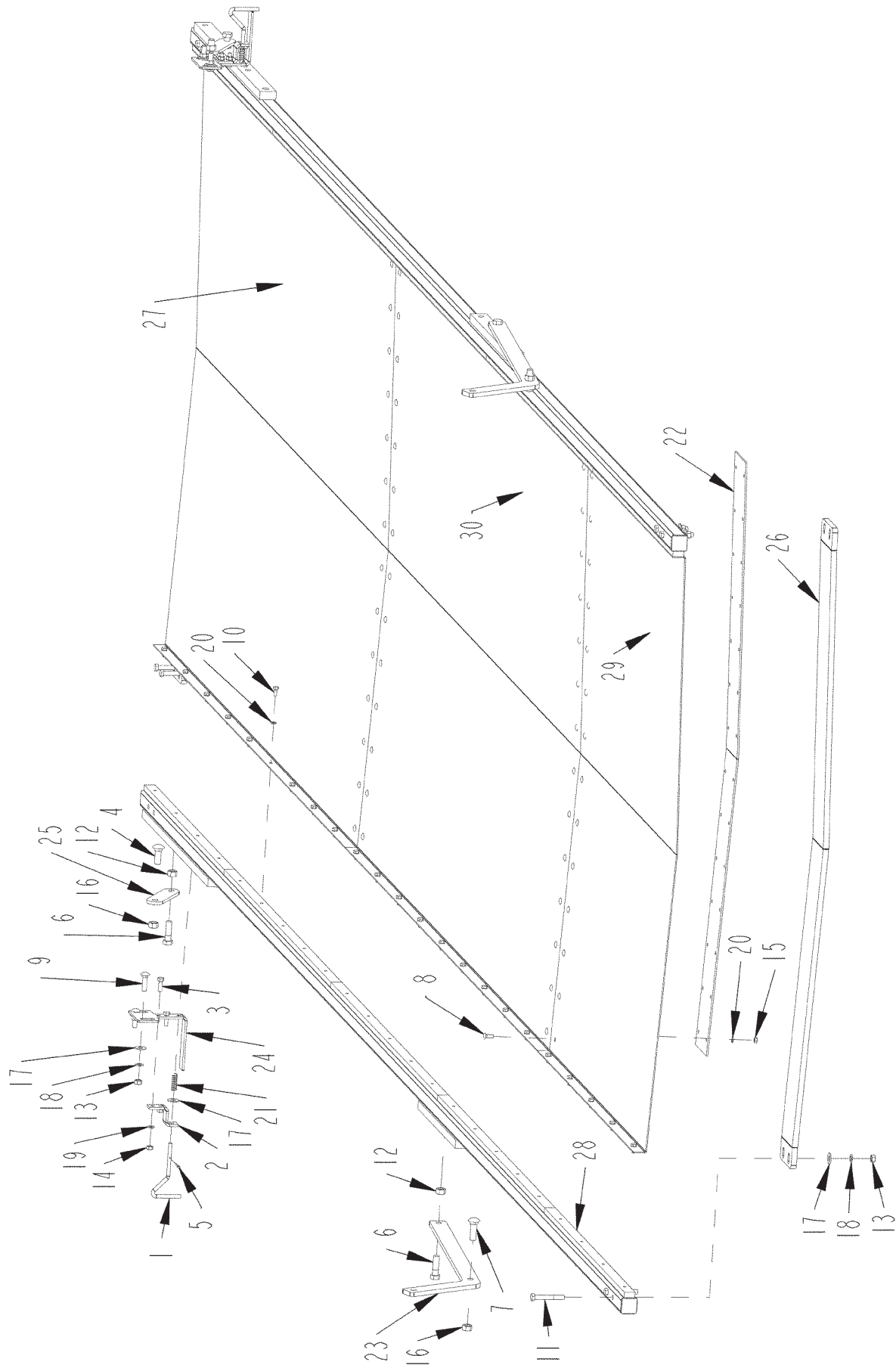
UPPER DISCHARGE CONVEYOR



UPPER DISCHARGE CONVEYOR

ITEM	PART	QTY.	PART DESCRIPTION
1	1000085	1	SPKT\60\B\20\1-1/2\3/8
2	1000219	1	SPKT\60\B\20\2-7/16\5/8KW
3	1100064	1	CHAIN\60DBL\CL
4	1100193	1	CHAIN\60DBL\19
5	1700238	1	BELT\CNVYR\48X742\R5\YCLEAT
6	2000518	2	BRRG\PB\2-15/16\SET SCREW\BALL
7	3900044	1	MTR\HYD\23.9CID\SAE
8	4100254	2	CYL\HYD\5X24\2.5\3KPSI\WELD\CROSSTUBE ENDS W\ZERKS
9	4800017	4	BOLT\HEX\3/4X3
10	4800018	5	BOLT\HEX\1/2X1-1/4
11	4800146	8	BOLT\HEX\3/8X2
12	4800156	2	BOLT\HEX\3/8X3
13	4800160	5	BOLT\HEX\7/16X1-1/4
14	4800214	8	BOLT\CRG\1/4X1\NC
15	4800251	4	BOLT\HEX\1/2X2-1/4\NC
16	4801215	4	BOLT\FLG\1/4X3/8\GR8.2\NC
17	4900001	8	NUT\HEX\1/2\NC
18	4900002	8	NUT\HEX\3/8\NC
19	4900004	4	NUT\HEX\3/4\NC
20	4900025	1	NUT\HEX\7/16\NC
21	4900030	2	NUT\NYLCK\3/8\NC
22	4900040	8	NUT\FLG\SERR\1/4\NC
23	5000001	8	WASH\FLAT\3/8
24	5000004	8	WASH\FLAT\1/2
25	5000005	4	WASH\FLAT\3/4
26	5000006	8	WASH\LOCK\1/2
27	5000012	4	WASH\LOCK\3/4
28	5000015	1	WASH\LOCK\7/16
29	5000016	6	WASH\FLAT\7/16
30	5000019	8	WASH\LOCK\3/8
31	6200021	1	KEY\SQ\3/8X1-1/2\HARDEND
32	6200029	1	KEY\SQ\5/8X2
33	7100433	1	TENSIONER\BELT\CONVEYOR
34	7100435	2	BOLT\TENSIONER
35	7100482	2	PIN\CYL\1-1/2X5-5/8
36	7100635	1	TUBE\HANGER\BELT
37	7101073	2	GUIDE\CNVYR\DISCH
38	7101128	1	CVR\DR\BELT\BLLY
39	7101139	1	TNSNR\DR\CONV\DISCH
40	7101303	1	CONVEYOR\STACKING\UPPER
41	7501162	1	RLLR\HEAD\10"X51' W\2-15/16SAHFT\MAGNETIC\FECON
42	7501163	4	RLLR\TROUGH\48X20DEGREE\CHANNEL MOUNT
42A	7501396		ROLL\RPLCMNT\RLLR\TRGH\20DEG (REPLACEMENT PART FOR 7501163)
42B	7501397		CLIP\STND\RLLR\TRGH\20DEG (REPLACEMENT PART FOR 7501163)
42C	7501398		CLIP\END\RLLR (REPLACEMENT PART FOR 7501163)
43	7501164	2	RLLR\IDLER\4X48
44	7501168	4	BRCKT\MNT\CHNL\IDLER\RETURN
45	7501315	2	GRD\RLLR\TRN\48 (INCLUDES 7501455, 7501556 & 7501318)
46	7501316	2	BRCKT\RH\GRD\TRN\RLL
46A	7501456		BRCKT\RH\GRD\TRN\ROLL\RD
47	7501317	2	BRCKT\LH\GRD\TRN\RLL
47A	7501455		BRCKT\LH\GRD\TRN\ROLL\RD
48	7501318	2	RPLCMNT\GRD\RLL\TRN

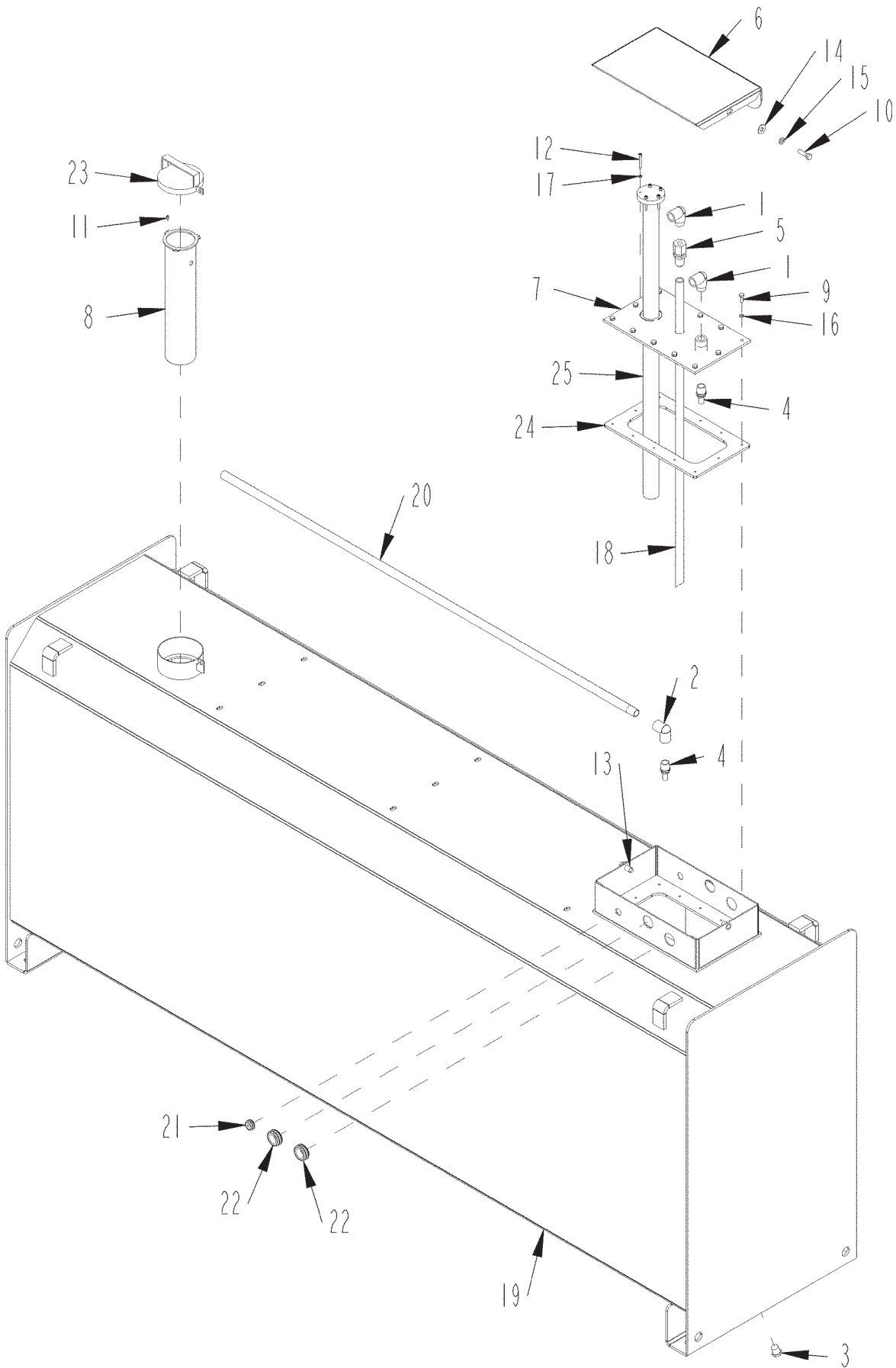
MAGNETIC ROLLER CHUTE



MAGNETIC ROLLER CHUTE

ITEM	PART	QTY.	PART DESCRIPTION
1	4702871	2	PIN\HANDLE\MAG\CHUTE
2	4702876	2	BRKT\PIN\CHUTE\MAG\HD10
3	4800013	4	BOLT\HEX\5/16X1
4	4800061	2	BOLT\CRG\1/2X1-1/2\NC
5	4800110	2	PIN\COT\1/8X3/4
6	4800178	4	BOLT\HEX\1/2X1-3/4
7	4800201	2	BOLT\CRG\1/2X1-3/4\NC\GR5
8	4800291	56	BOLT\CRG\1/4X3/4\NC
9	4800477	4	BOLT\CRG\3/8X1-1/2\NC
10	4800503	46	BOLT\HEX\1/4X5/8\NC
11	4800514	8	BOLT\HEX\3/8X2-3/4
12	4900001	4	NUT\HEX\1/2\NC
13	4900002	12	NUT\HEX\3/8\NC
14	4900003	4	NUT\HEX\5/16\NC
15	4900009	56	NUT\HEX\1/4\NC
16	4900014	4	NUT\PLCK\1/2\NC
17	5000001	14	WASH\FLAT\3/8
18	5000019	12	WASH\LOCK\3/8
19	5000022	4	WASH\LOCK\5/16
20	5000024	102	WASH\LOCK\1/4
21	6100064	2	SCRAPERSPRING
22	7100761	2	SH\CPLR\CHUTE\MAG
23	7100785	2	BRKT\MNT\FR\CHUTE\RLLR\MAG
24	7100861	2	PL\MNT\PIN\CHUTE\MAG
25	7100862	2	ARM\FRONT\CHUTE\MAG
26	7101120	2	STRP\FR\CHUTE\MAG
27	7101416	1	SH\CHUTE\ROLLER\MAGNETIC
28	7101417	2	TUBE\SIDE\CHUTE\MAG
29	7101418	1	SH\CHUTE\ROLLER\MAGNETIC
30	7101419	1	SH\CHUTE\ROLLER\MAGNETIC

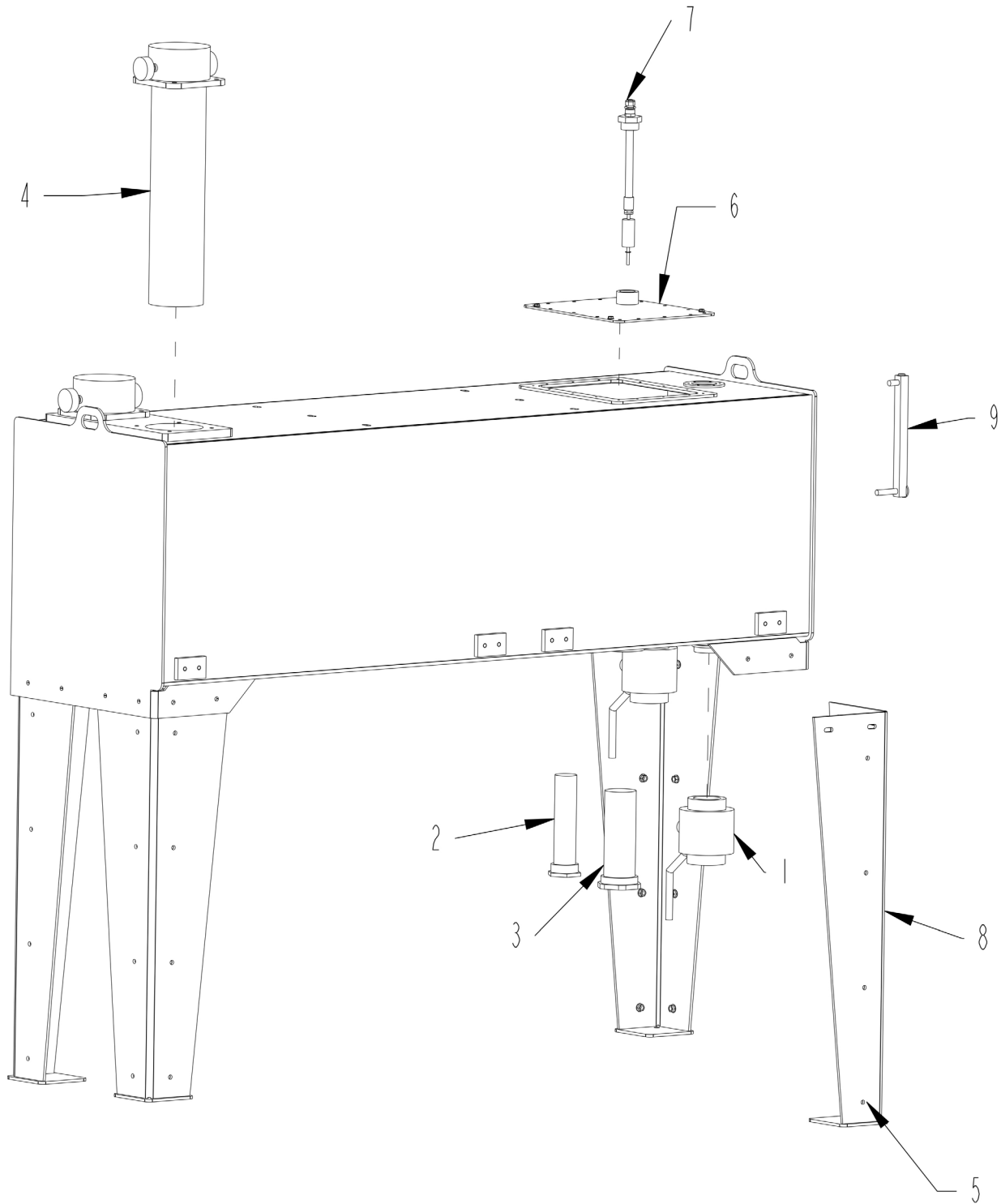
FUEL TANK



FUEL TANK

ITEM	PART	QTY.	PART DESCRIPTION
1	3800008	2	FTG\1/2MPX1/2FP\90\ST;EL
2	3800165	1	FTG\1/2FPX1/2FP\90
3	3800619	1	FTG\AIR\1/2MP\PLUG\BRS\HEX
4	3800691	2	FTG\AIR\1/2MPX1/2PSHLCK\BRASS
5	3800706	1	FTG\7/8MJICX1/2FP\BULKHEAD
6	4703105	1	CVR\GAUGE\TANK\FUEL
7	4703107	1	CVR\TANK\FUEL\HD12
8	4703108	1	TUBE\FILL\INNER\FUEL
9	4800024	12	BOLT\HEX\1/4X3/4
10	4800098	2	BOLT\HEX\3/8X1-1/4\NC
11	4800620	3	SCR\CAP\ALN\6-32X3/8\BLK
12	4801214	5	SCR\CAP\ALN\#10-32X1-1/2
13	4900082	2	NUT\INSERT\3/8\027X.150GR
14	5000001	2	WASH\FLAT\3/8
15	5000019	2	WASH\LOCK\3/8
16	5000024	12	WASH\LOCK\1/4
17	5000071	5	WASH\LOCK;EXT\STAR\#10
18	7100604	1	TANK\SUCTION\TANK\FUEL\400GAL
19	7101326	1	TANK\FUEL\300GAL\5064
20	7101327	1	PIPE\RETURN\TANK\FUEL\300GAL
21	7500124	1	GRMT\RBBR\1X9/32IDX3/16T
22	7500743	2	GRMT\RBBR\1-3/8X1IDX1/4T
23	7500811	1	CAP\FUEL\LOW_PRESS_RELIEF
24	7501175	1	SEAL\TANK\FUEL\3/32
25	7501204	1	GAUGE\FUEL\SENDING\HORIZONTAL
	7101453		TANK\FUEL\300GAL\5064\COMPLETE
	NOT SHOWN		
	7501511		SEAL\SENDER\FUEL

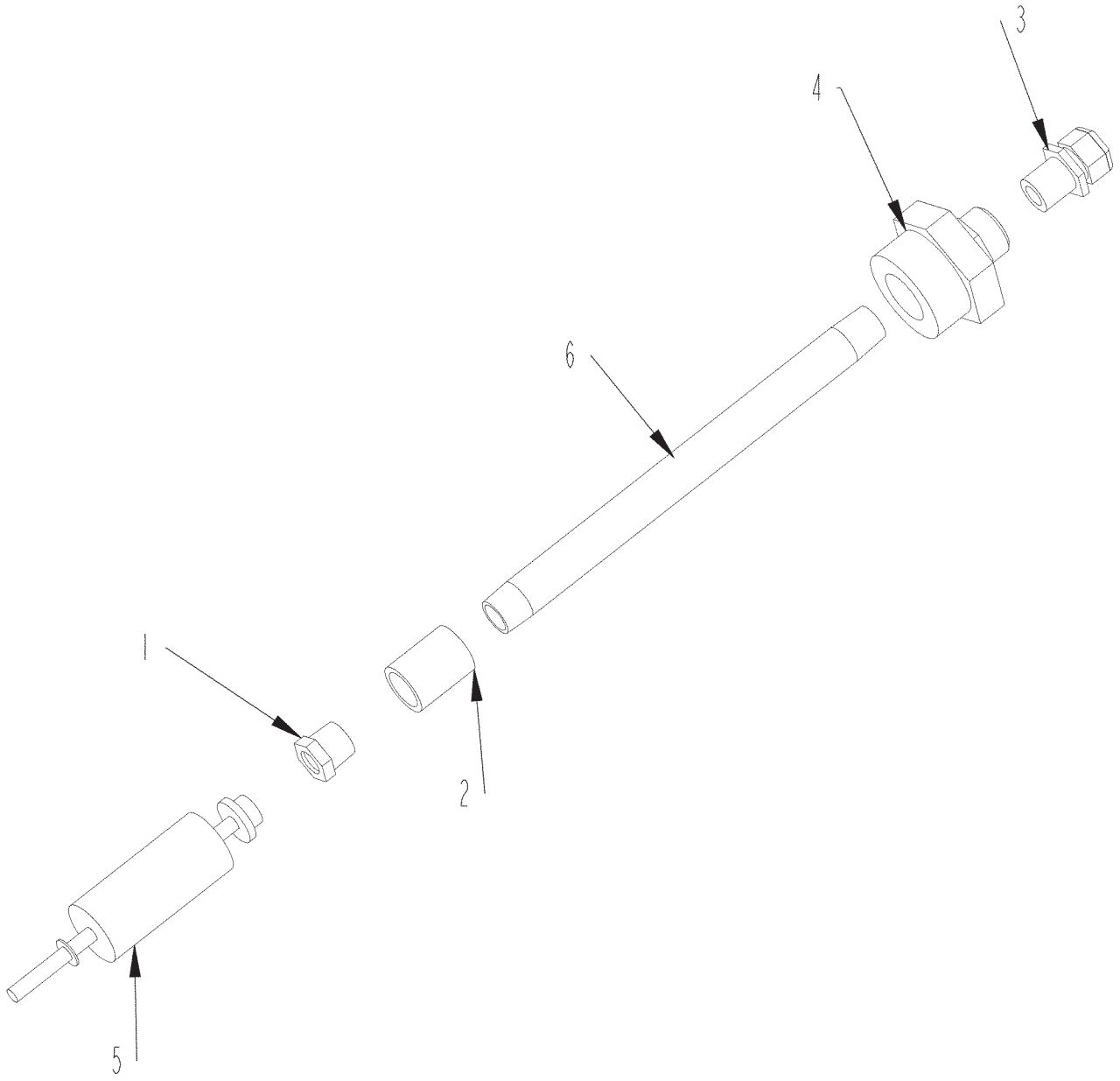
OIL TANK



OIL TANK

ITEM	PART	QTY.	PART DESCRIPTION
1	3800922	2	VALVE\BALL\2-1/2\40FORX-40FOR
2	4400067	1	FLTR\SCRN\2-1/2MORX1-7/8FOR\30GPM\ST30-100-RV3
3	4400068	1	FLTR\SCRN\3-3/8MORX2-1/2FOR\50GPM\100MESH
4	4400135	2	FLTR\COMP\10BIC\1-7/8FOR\95GPM
4A	4400136		FLTR\ELMT\10MIC\INTANK\95GPM (REPLACEMENT ELEMENT FOR 4400135)
4B	4400066		GAUGE\FLTR\25PSI\1/8NPTF>
4C	4400147		SEAL\KIT\FLTR\MP
4D	4400115		SEAL\HEAD\FLTR\MP
5	7100868	1	COVER\CLEANOUT\TANK\OIL
6	7101333	1	TANK\HYD
7	7101135	1	PSTNR\NSNR\TMP\LVL
8	7101335	4	STND\TANK\HYD
9	7500615	1	GAUGE\LEVEL\10\W/THERMOMETER

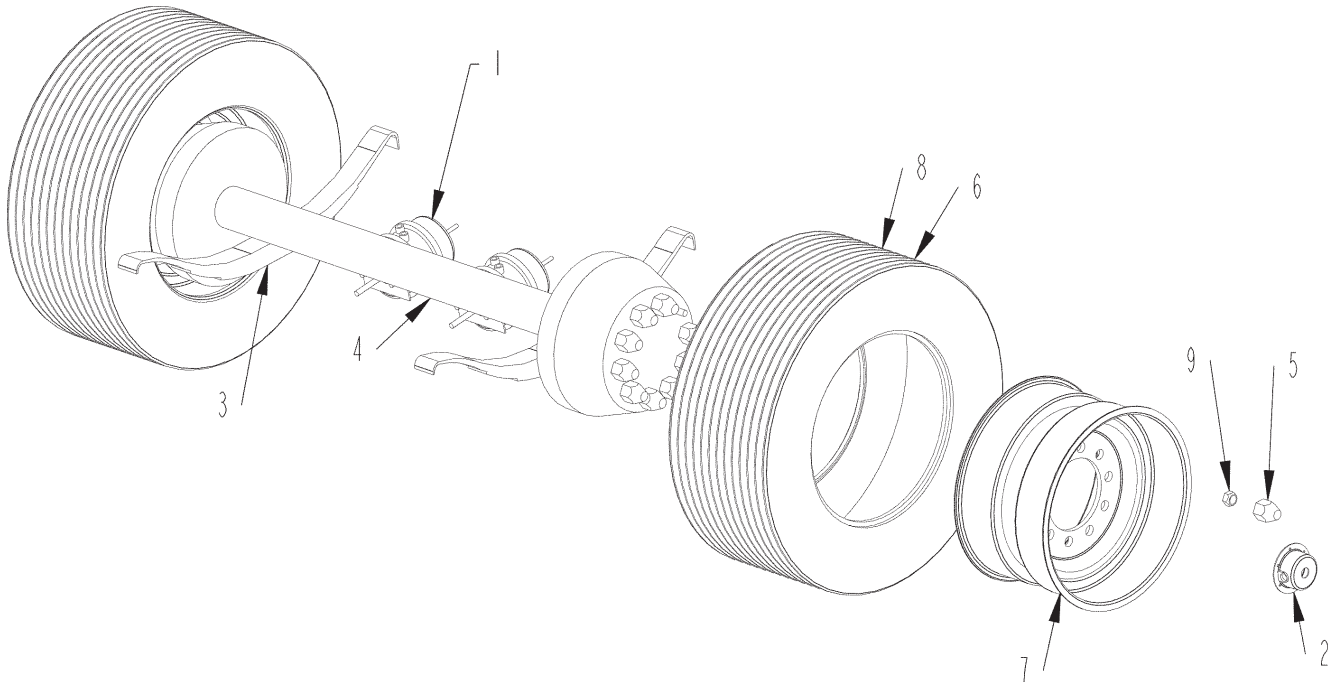
LEVEL / TEMP SENSOR



LEVEL / TEMP SENSOR

ITEM	PART	QTY.	PART DESCRIPTION
1	3800109	1	FTG\3/8MPX1/4FP\BUSH
2	3800413	1	FTG\3/8FP\CPLG
3	3800901	1	FTG\3/8MPX(2).125"CORDGRIPS\NYLON
4	4705066	1	CAP\SENSOR\TEMP\LEVEL
5	5700660	1	SWITCH\TEMP/LEVEL\185DEG
6	7100869	1	TUBE\DROP\SENSOR\TEMP/LEVEL
	7101135		PSTNR\NSR\TMP\LVL

AXLE



ITEM	PART	QTY.	PART DESCRIPTION
1	2500632	6	30/30\AIRCHMBR\BRK\KIT
2	2500941	6	HUBCAP\PLSTC\22.5K\CR1643
3	2500954	6	3LEAF\SPRNG\9700
4	2500971	3	AXLE\22.5K\77.5HUBFACE\>
5	2500974	60	NUT\WHEEL\COVER
6	2600863	6	WHL\ASSY\445X50RX22.5\2"OUT (INCLUDES 2600862, 2600859)
7	2600862	6	WHL\RIM\10-BOLT\22.5X14\2" OUT
8	2600859	6	TIRE\255.70R22.5
9	4900185	60	NUT\WHL\22MM

NOT SHOWN

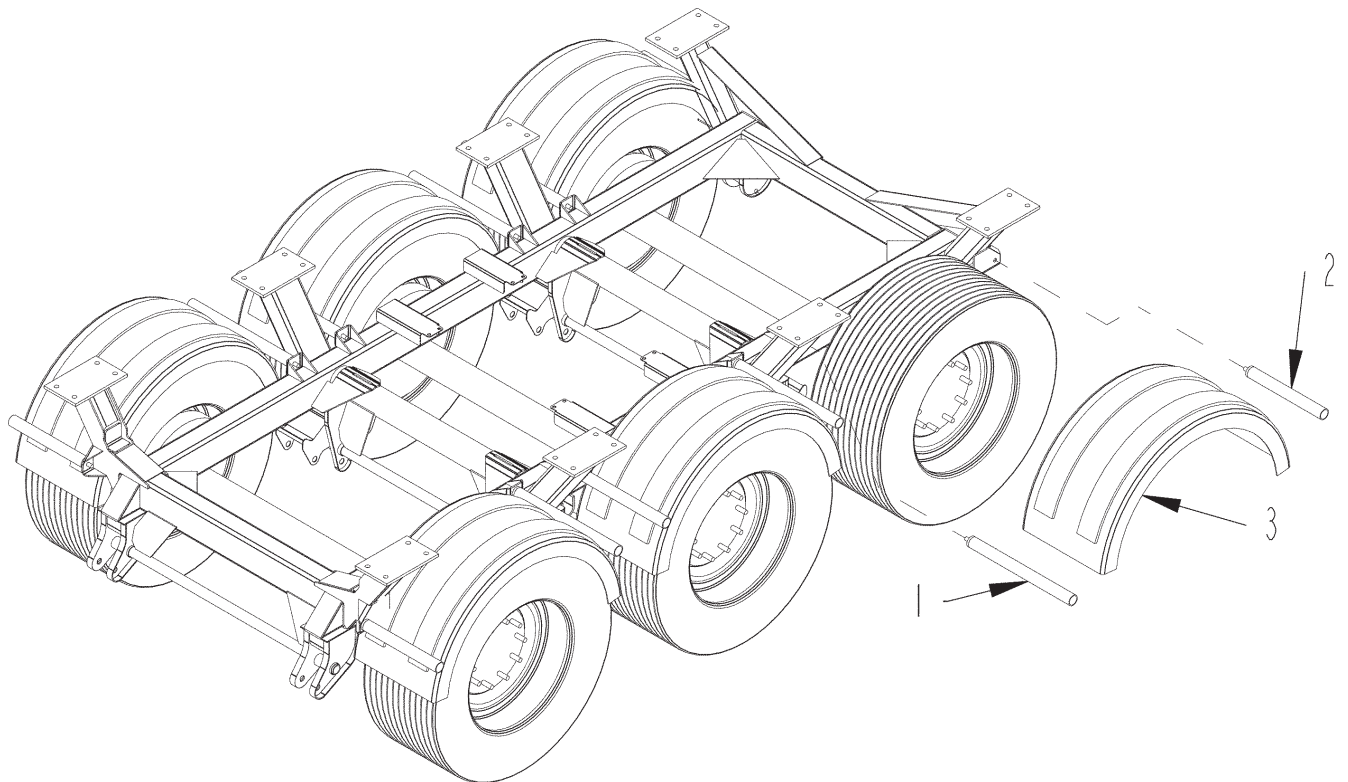
2500951	AXLE\TRIPLE\SUS\22.5K\49"
2500963	KIT\AIR\4012\COMMON;PARTS
2500964	KIT\AIR\4012\US

FENDERS

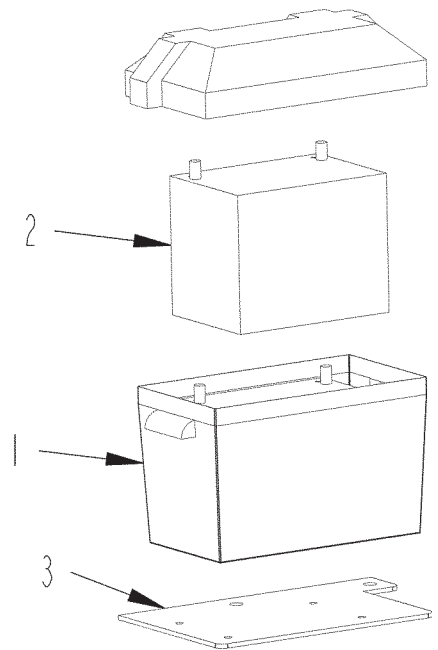
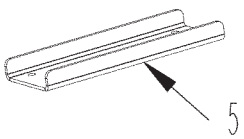
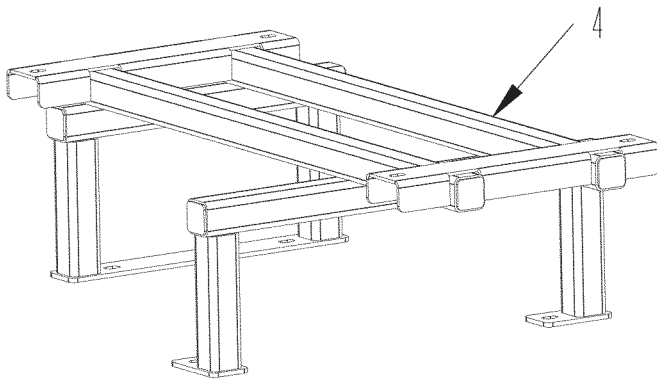
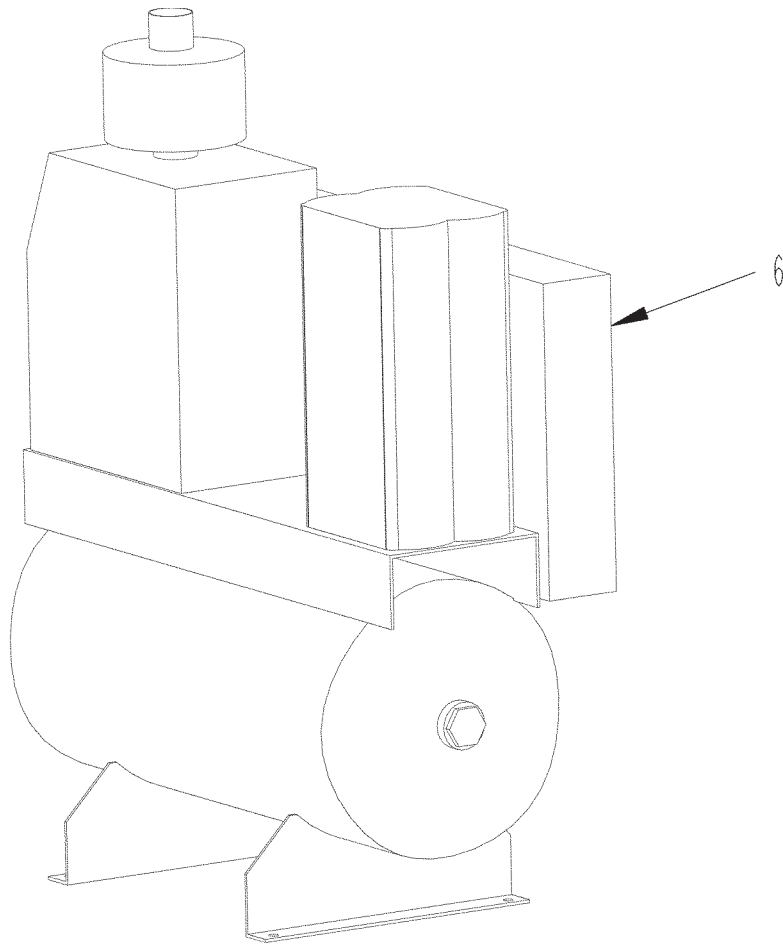
ITEM	PART	QTY.	PART DESCRIPTION
1	4704740	8	BRKT\FNDR
2	7101306	4	BRKT\FNDR
3	7501448	6	FNDR\PLASTIC\SINGLE

NOT SHOWN

4704785	24	BRKT\FNDR\UBOLT
---------	----	-----------------



AIR COMPRESSOR



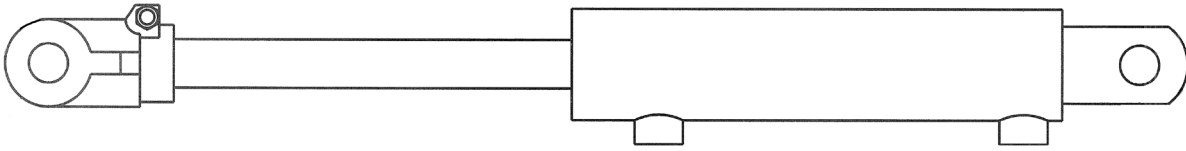
AIR COMPRESSOR

ITEM	PART	QTY.	PART DESCRIPTION
1	5700226	1	ENCL\BATT\PLSTC\GRP27
2	5700227	2	BATT\12\DC
3	7100567	1	PL\MNT\BTTRY\COMP\AIR
4	7101425	1	FRM\CMPRSSR\AIR
5	7101426	1	MNT\REEL\HOSE\AIR
6	7500584	1	COMP\AIR\12HP\GAS

NOT SHOWN

	5700206	2	TERM\RING\3/8\4GA
	5700275	2	TERM\BATT\UNIV\MARINE\
	5700353	10FT	CBL\BATT\RED\#4
	7500856	1	CAP\RAIN\1-1/4 TO 1-7/16
	7501246	1	REEL\HOSE\AIR\HD\1/2IDX50


HYDRAULIC CYLINDERS - 4100193 & 4100254



4100193 CYL\HYD\2-1/2X8\1-1/4

PART PART DESCRIPTION

4100296	CYL\HYD\ROD\1-1/4\2-1/2X8\RAM
4100297	CYL\HYD\PSTN\2-1/2\1-1/4ROD\RAM
4100298	CYL\HYD\GLAND\2-1/2\1-1/4ROD\RAM
4100299	KIT\SEAL\CYL\HYD\2-1/2X8\1-1/4RD\RAM

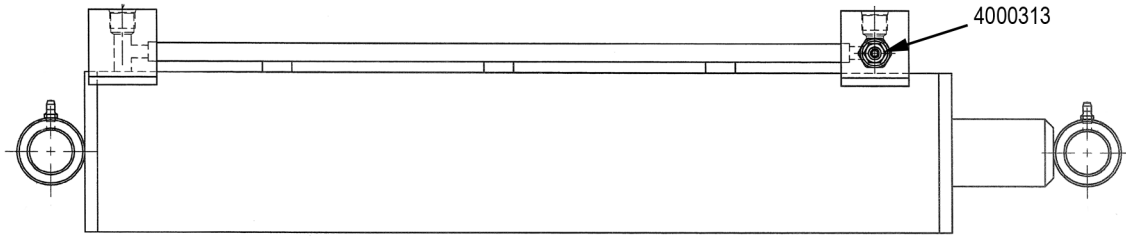


4100254 CYL\HYD\5X24\2.5\3KPSIWE

PART PART DESCRIPTION

4100300	CYL\HYD\ROD\2-1/2\5X24\RAM
4100301	KIT\SEAL\CYL\HYD\5X24\2-1/2RD\RAM
4100302	CYL\HYD\GLAND\5\2-1/2RD\RAM
4100303	CYL\HYD\PSTN\5\2-1/2RD\RAM


HYDRAULIC CYLINDERS - 4100255 & 4100256



4100255 CYL\HYD\4X48X2\3KPSI\WE

PART PART DESCRIPTION

4000401	VALVE\HANDLE\CLAMP\L90LS
4100295	KIT\SEAL\CYL\HYD\4X48\2ROD
4100304	CYL\HYD\ROD\2\4X48\RAM
4100305	CYL\HYD\GLAND\4\2RD\RAM
4100306	CYL\HYD\PISTON\4\2RD\RAM




4100256 CYL\HYD\4-1/2X20X2-1/2\WE

PART PART DESCRIPTION


4100307	CYL\HYD\ROD\2-1/2\4-4/2X20
4100308	CYL\HYD\PSTN\4-4/2\2-1/2ROD
4100309	KIT\SEAL\CYL\HYD\4-1/2\2-1/2ROD

HYDRAULIC CYLINDERS - 4100257 & 4100258



4100257 CYL\HYD\4X16X1.75\CLEVIS>

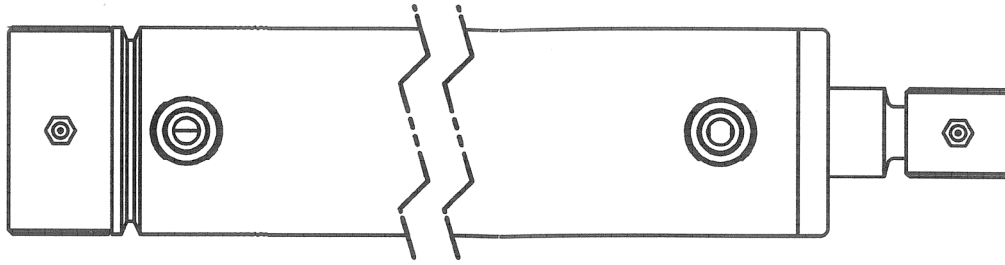
PART	PART DESCRIPTION
4100310	CYL\HYD\ROD\1-3/4\4X16\RAM
4100311	CYL\HYD\PSTN\4\1-3/4RD\RAM
4100312	CYL\HYD\GLAND\4\1-3/4RD\RAM
4100313	KIT\SEAL\CYL\HYD\4\1-3/4RD\RAM



4100258 CYL\HYD\4X24X1.75\CLEVIS>

PART	PART DESCRIPTION
4100311	CYL\HYD\PSTN\4\1-3/4RD\RAM
4100312	CYL\HYD\GLAND\4\1-3/4RD\RAM
4100313	KIT\SEAL\CYL\HYD\4\1-3/4RD\RAM
4100314	CYL\HYD\ROD\1-3/4\4X24\RAM

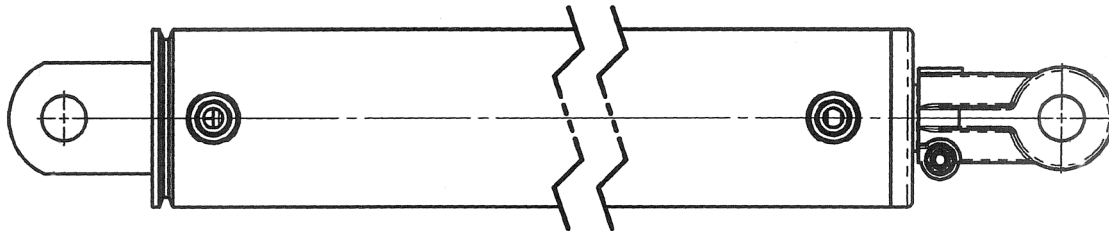
HYDRAULIC CYLINDERS - 4100267 & 4100268



4100267 CYL\HYD\3X20X1-1/2\CRSTBE

PART PART DESCRIPTION

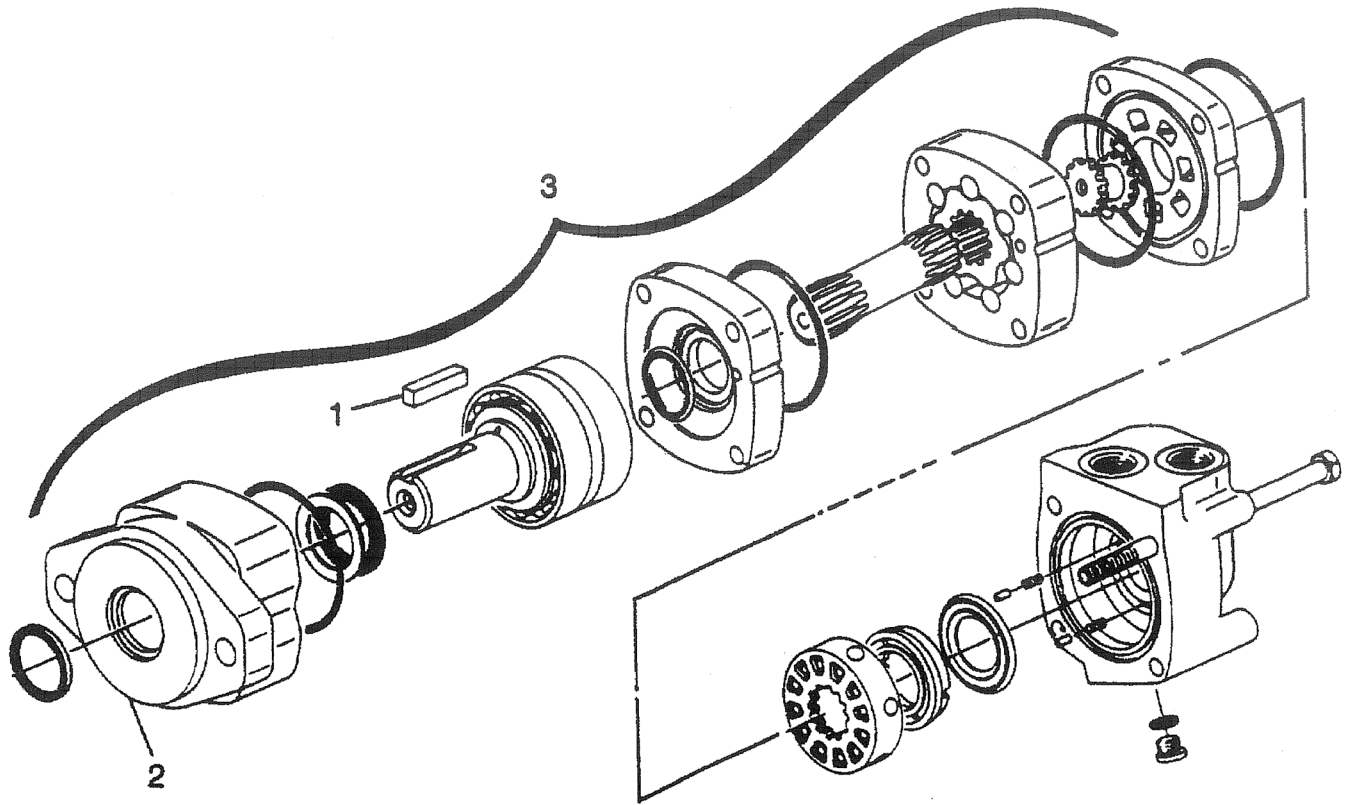
- 4100290 CYL\HYD\PISTON\3"1-1/2"ROD\CTD
- 4100315 CYL\HYD\ROD\1-1/2\3X20\CTD
- 4100316 KIT\SEAL\CYL\HYD\3\1-1/2RD\CTD
- 4100317 CYL\HYD\GLAND\3\1-1/2RD\CTD



4100268 CYL\HYD\3-1/2X12\1-1/2ROD

PART PART DESCRIPTION

- 4100282 KIT\SEAL\CYL\HYD\3-1/2X12X1-1/2\CTD
- 4100318 CYL\HYD\ROD\1-1/2\3-1/2X12\CTD
- 4100319 CYL\HYD\PSTN\3-1/2\CTD
- 4100320 CYL\HYD\GLAND\3-1/2\1-1/2RD\CTD

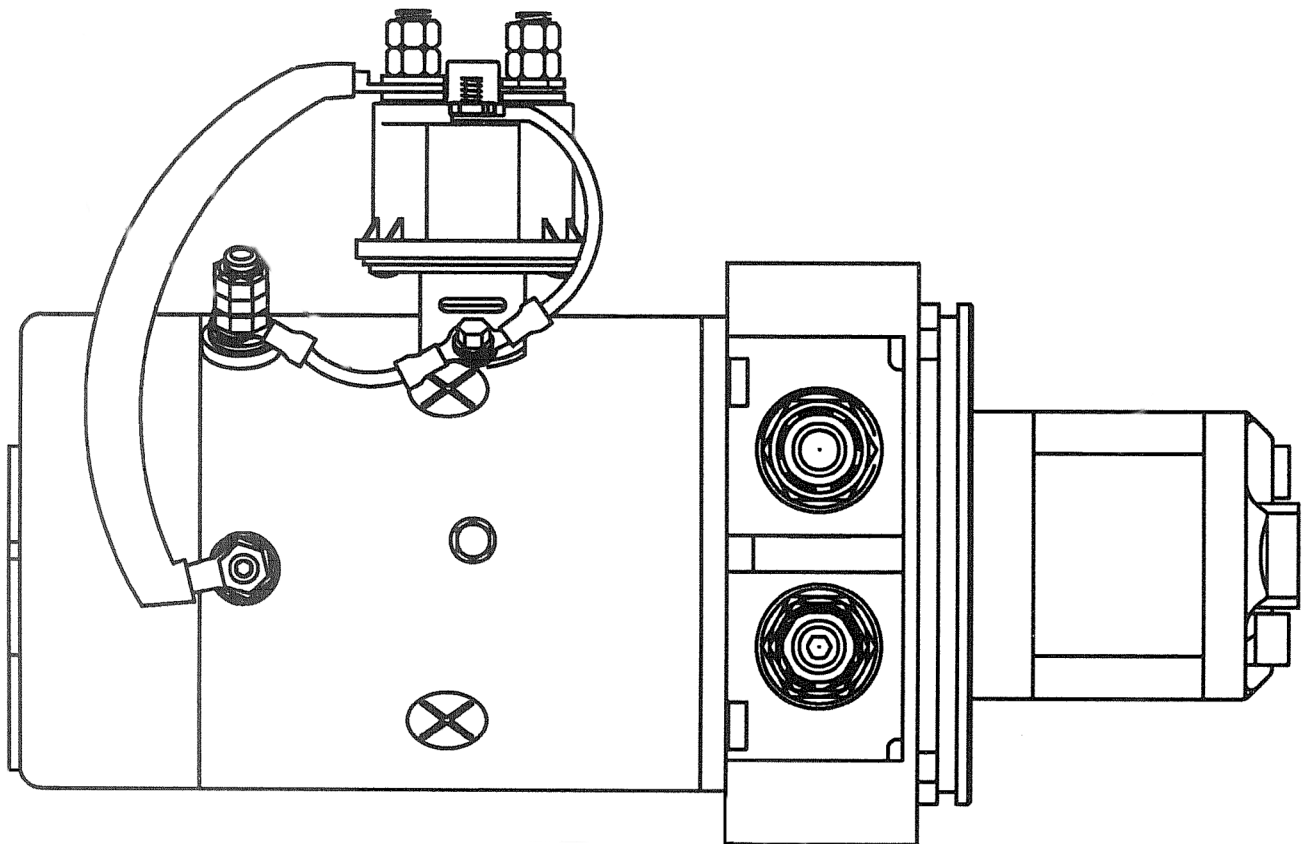


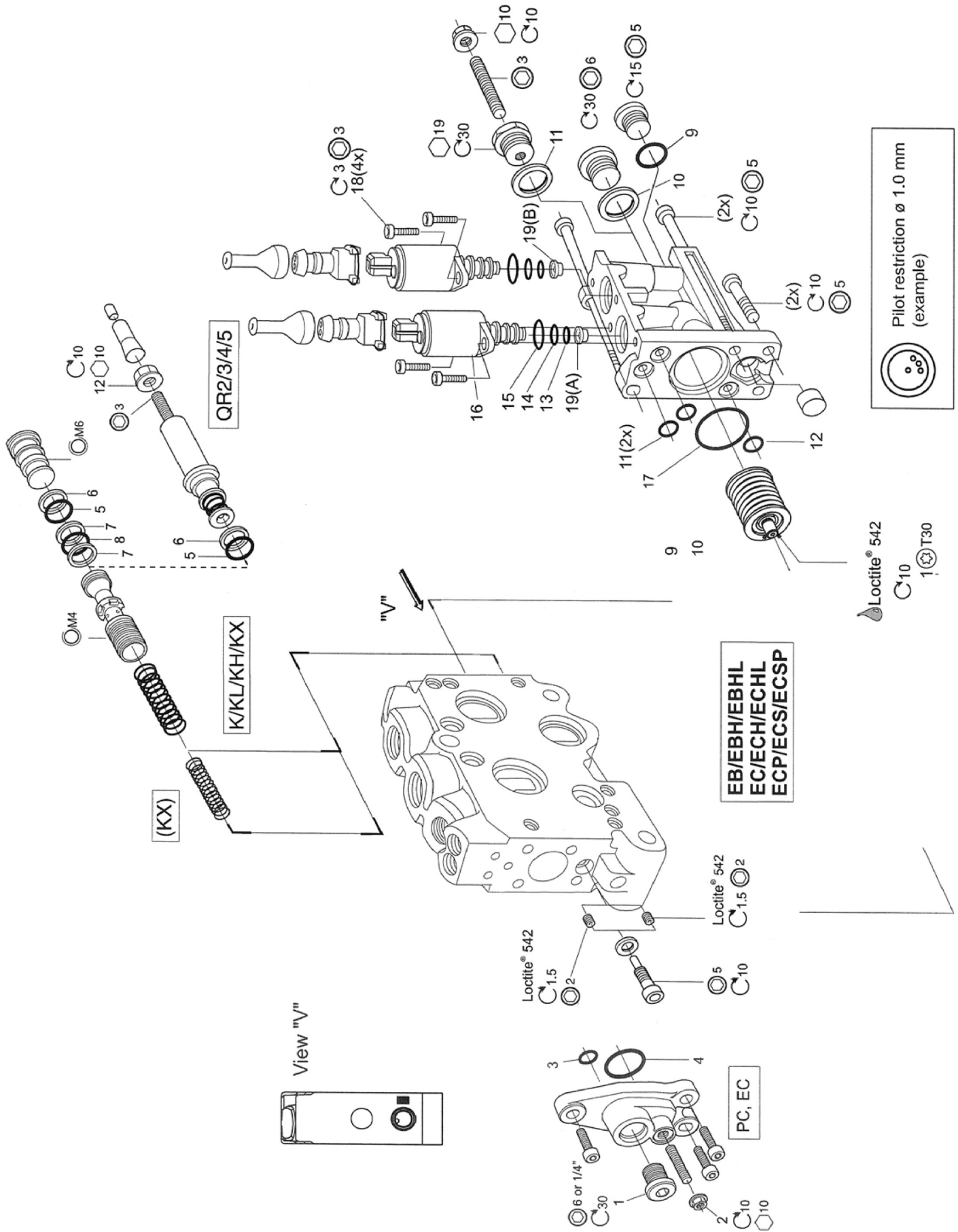
ITEM	PART	PART DESCRIPTION
3	3900044	MTR\HYD\23.9CID\SAE"C"
	3900054	KIT\SEAL\6000ORBIT\REAR
	3900055	KIT\SEAL\6000ORBIT\SHAFT
1	6200021	KEY\SQ\3/8X1-1/2\HARDEND
3	3900045	MTR\HYD\6.2CID\SAE"A"
	7501005	KIT\SEAL\2000ORBIT
1	6200093	KEY\SQ\10MMX10MMX40MM

4000304 24V POWER UNIT

4000304 UNIT\PWR\24V\W/O RES

<u>PART</u>	<u>PART DESCRIPTION</u>
4000457	KIT\SEAL\4000304 KTI PUMP
5700635	RELAY\24V\





4000310 CENTER SECTIONS

4000409VALVE\HYD\CAR&SOL\PRPRTN

ITEM	PART	PART DESCRIPTION
16	1	CARTRIDGE, SOLENOID AND SEALS
18	2	SCREWS
19	1	ORIFICE

Note - replacement orifice is not the same size as the original orifice.
Reuse original orifice if possible

4000488VALVE\HYD\KIT\SEAL\CAR&SOL\PRPRTNL

ITEM	PART	PART DESCRIPTION
13	1	O-ring
14	1	O-ring
15	1	O-ring

4000489VALVE\HYD\KIT\SEAL\CAR\END;SECTION

ITEM	PART	PART DESCRIPTION
9	1	O-ring
10	1	Seal
11	2	O-ring
12	1	O-ring
17	1	O-ring

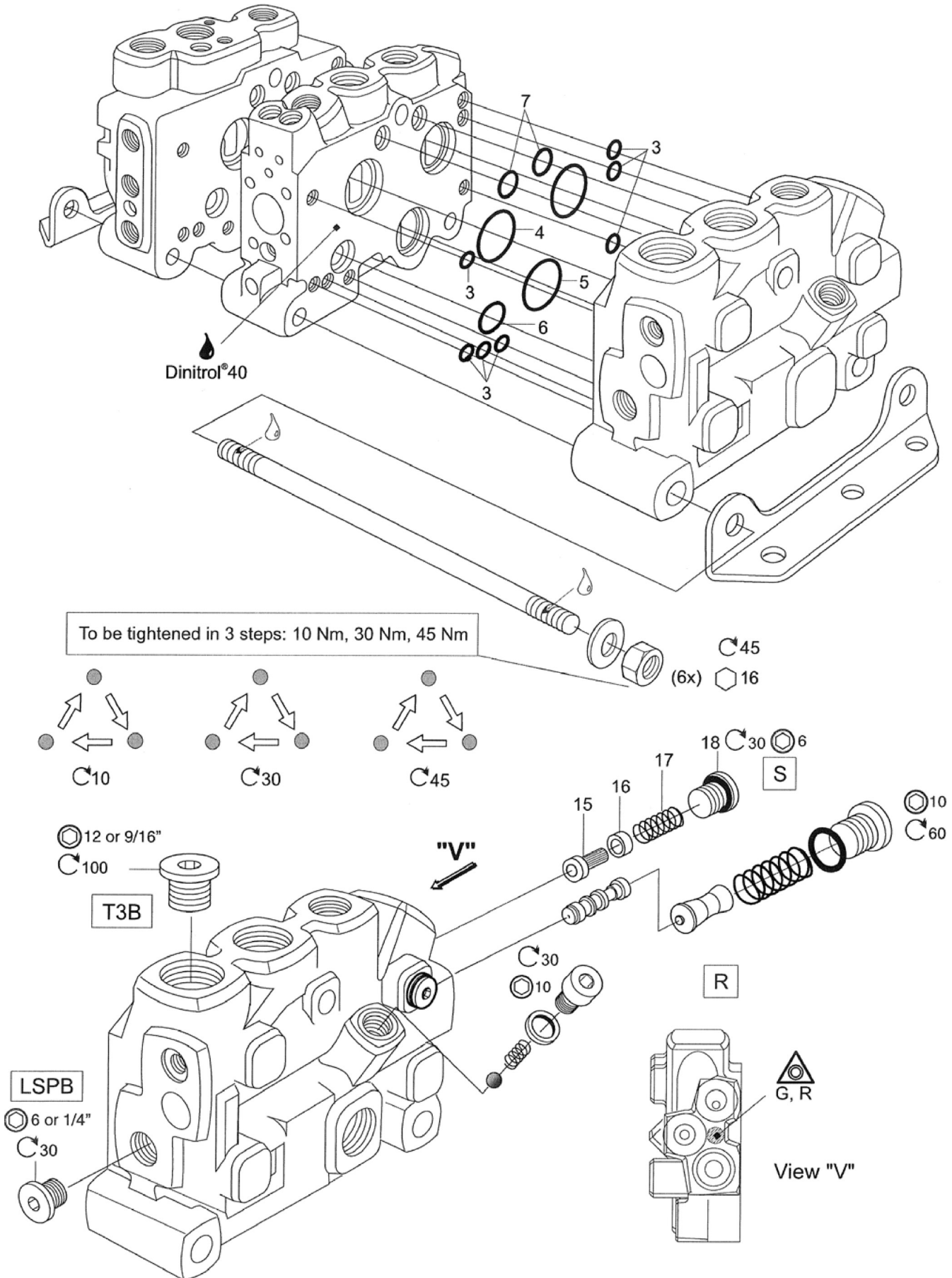
4000490VALVE\HYD\KIT\SEAL\COMPENSATOR

ITEM	PART	PART DESCRIPTION
5	1	O-ring
6	1	O-ring
7	2	O-ring
8	1	O-ring

4000493VALVE\HYD\KIT\SEAL\EC END

ITEM	PART	PART DESCRIPTION
1	1	plug
2	1	nut
3	1	O-ring
4	1	O-ring

4000310 TIE ROD AND END SECTIONS



4000310 TIE ROD AND END SECTIONS

4000491 VALVE\HYD\KIT\SEAL&STRAINER

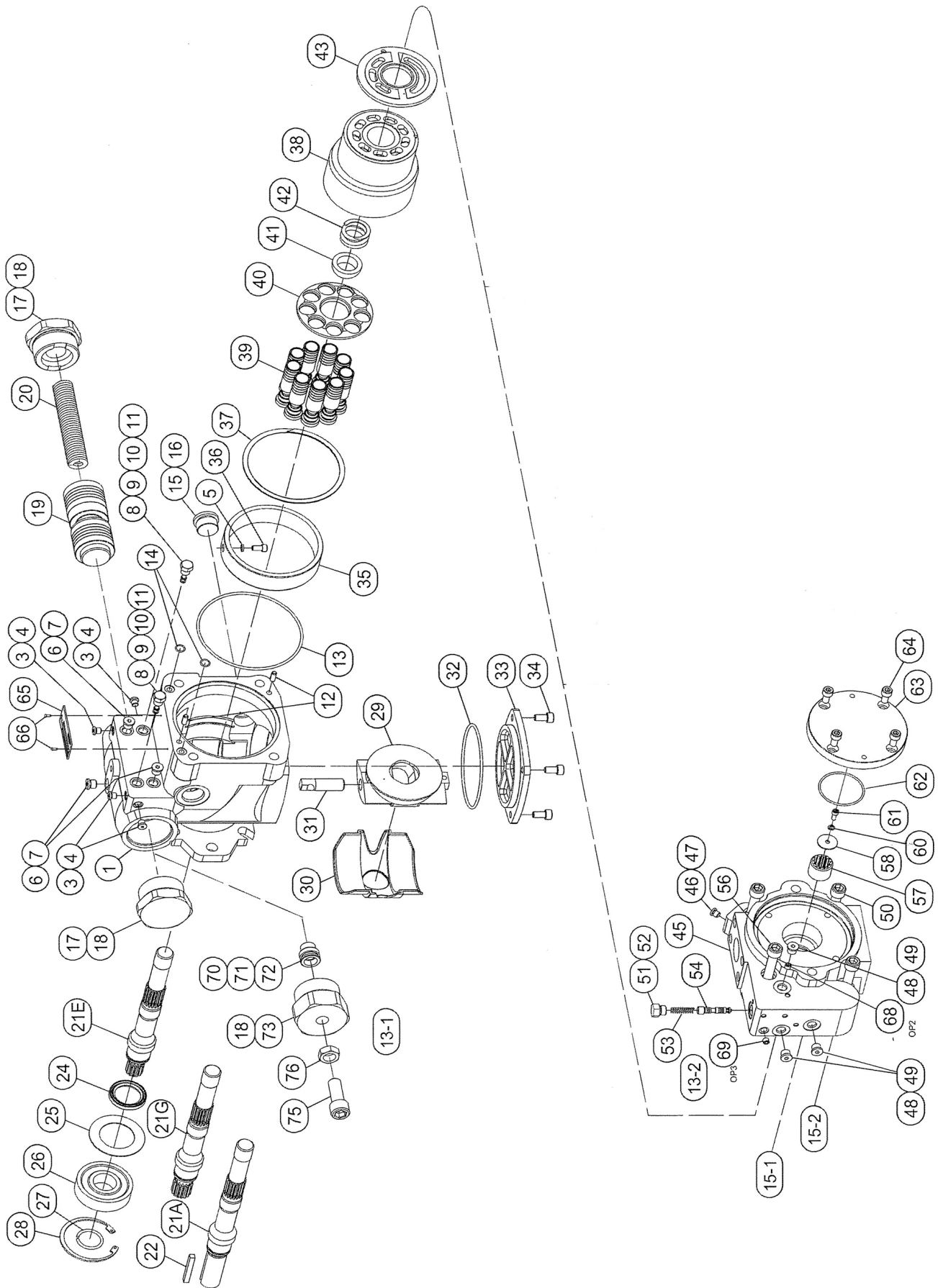
ITEM	PART	PART DESCRIPTION
15	1	strainer
16	1	spacer
17	1	spring
18	1	plug

Note - The strainer (#15) can be removed and flushed to remove contaminants.
If it is damaged, replace the strainer

4000492 VALVE\HYD\KIT\BETWEEN SECITONS

ITEM	PART	PART DESCRIPTION
3	7	O-ring
4	2	O-ring
5	1	O-ring
6	1	O-ring
7	2	O-ring

4200125 - LOADSENSE PUMP

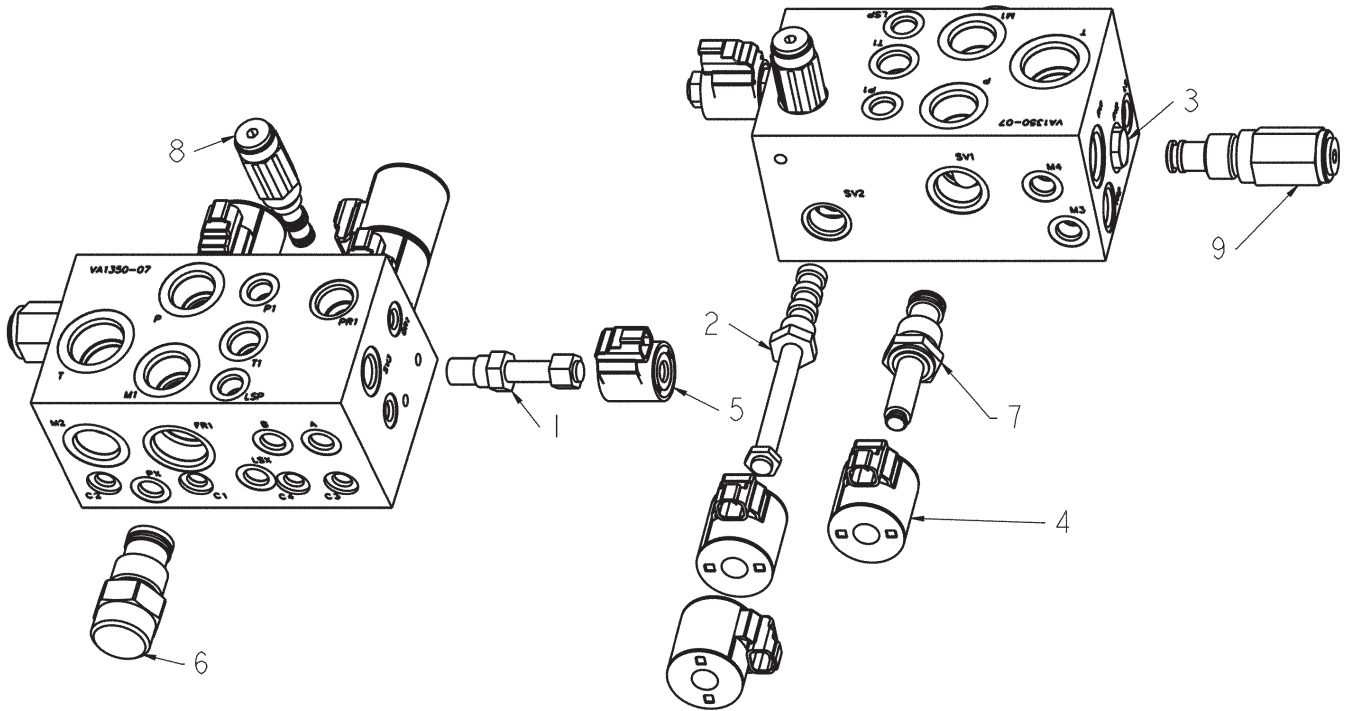


4200125 - LOADSENSE PUMP

4200125-PUMP\HYD\4.00CID\LOADSENSE

ITEM	PART	PART DESCRIPTION
13	1	O-RING
32	1	O-RING
62	1	O-RING (STANDARD -155)

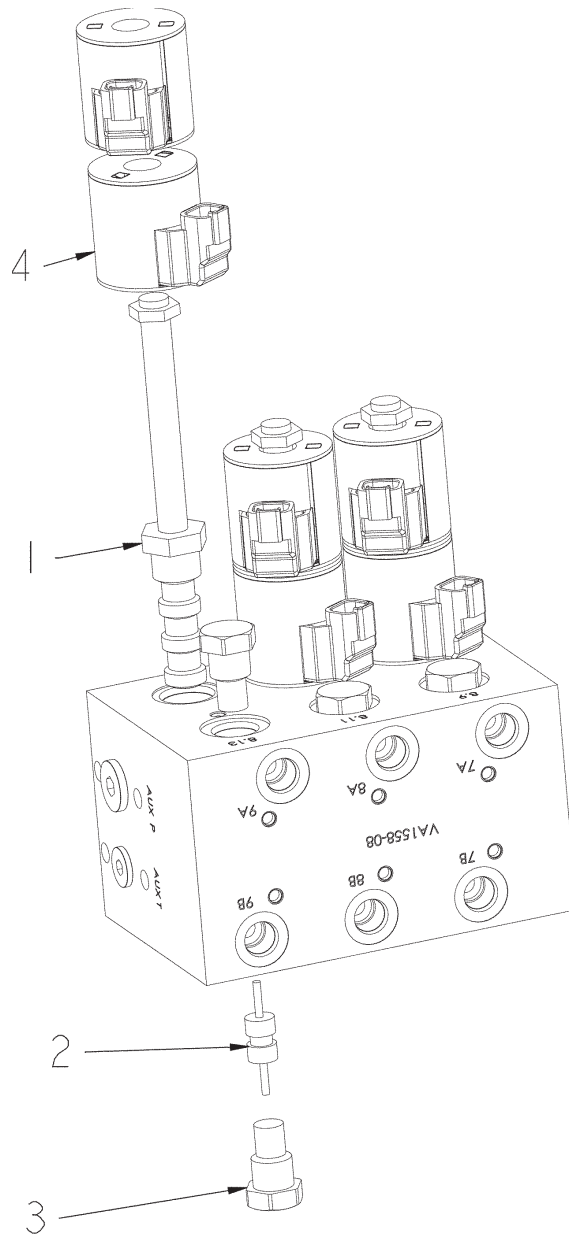
4000495 VALVE

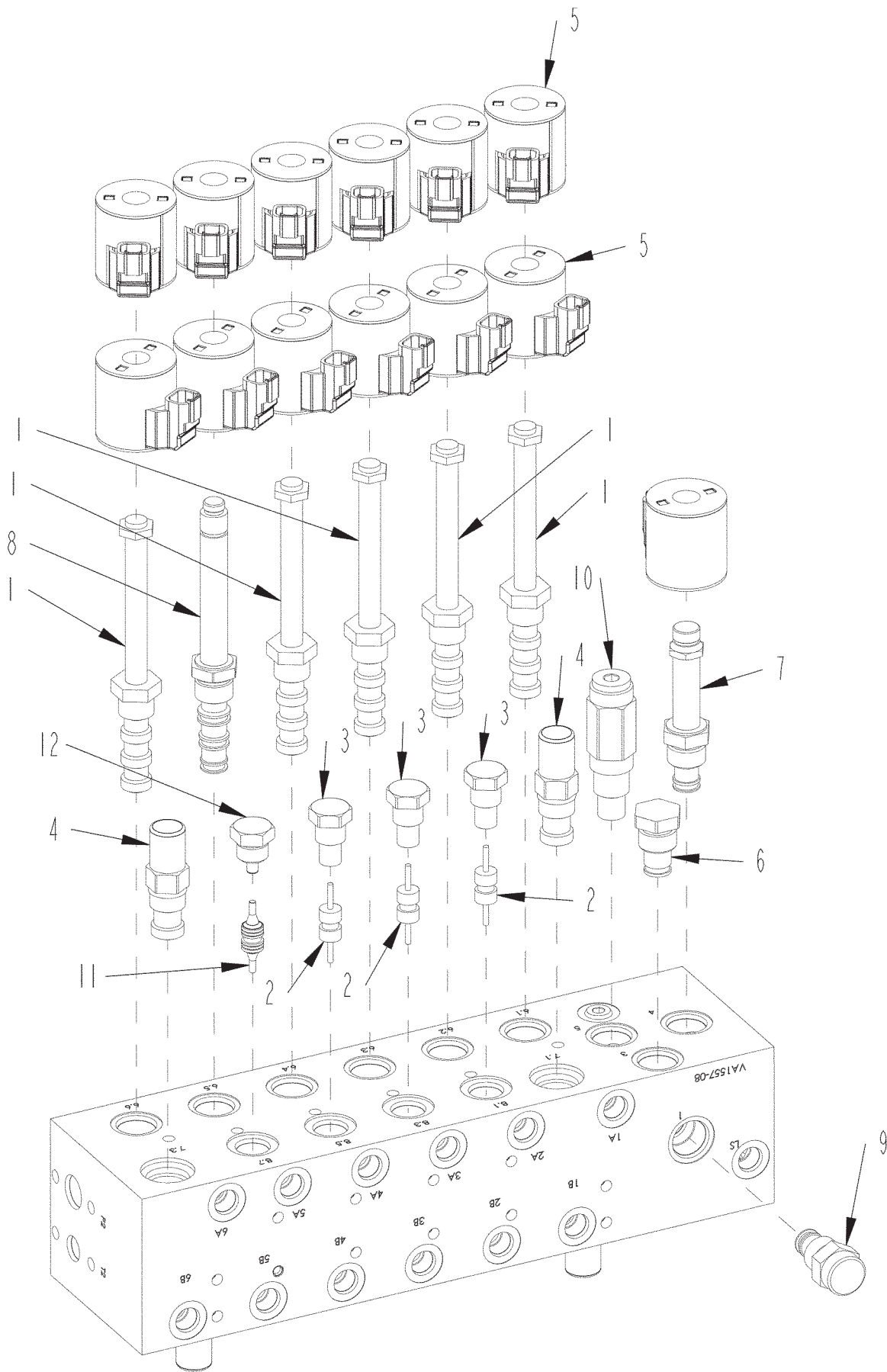


ITEM	PART	QTY.	PART DESCRIPTION
1	4000179	1	VALVE\HYD\CART\UNLDR
2	4000228	1	VALVE\HYD\CART\3POS,4WAY
3	4000287	1	FTG\HYD\PLUG\CAVITY
4	4000407	3	VALVE\HYD\SOL\24V\E10\DTZ\W\DIODE
5	4000444	1	VALVE\HYD\SOL\24V\E8\DTZ\
6	4000450	1	VLV\HYD\FLOW;CNTRL\17GPM\PRESS COMP
7	4000452	1	VALVE\HYD\CART\2POS\NC
8	4000453	1	VALVE\HYD\CART\PRESS REDUCE 900 PSI
9	4000454	1	VLV\HYD\RELIEF\CART\3500PSI
10	4000495	1	VALVE\HYD\DSCHCNV\FDRL

4000438 VALVE

ITEM	PART	QTY.	PART DESCRIPTION
1	4000228	3	VALVE\HYD\CART\3POS,4WAY
2	4000230	3	VALVE\HYD\PILOT\PISTON
3	4000231	6	VALVE\CHECK\CART\
4	4000407	6	VALVE\HYD\SOL\24V\E10\DTZW/DIODE
5	4000438	1	VALVE\HYD\3BANK\LS\24V





4000437 VALVE

ITEM	PART	QTY.	PART DESCRIPTION
1	4000228	5	VALVE\HYD\CART\3POS,4WAY
2	4000230	3	VALVE\HYD\PILOT\PISTON
3	4000231	6	VALVE\CHECK\CART\
4	4000313	4	VALVE\CART\CNTRBLNC\3:1
5	4000407	13	VALVE\HYD\SOL\24V\10\DTZW/DIODE
6	4000446	1	VALVE\CHECK\CART\CV1020
7	4000447	1	VALVE\HYD\CART\2POS,3WAY\SV1020
8	4000448	1	VALVE\HYD\CART\3POS,4WAY\CL
9	4000449	1	VALVE\HYD\FLO;CNTRL\5.5GPM\PRESS COMPENSATED
10	4000510	1	VLV\HYD\RELIEF\CART\3000
11	4000511	1	VALVE\HYD\PILOT\PISTON\W/SEAL
12	4000512	2	PLUG\CAVITY
	4000437	1	VALVE\HYD\6BANK\LS\24V (COMPLETE)

5064 HYDRAULIC PARTS LIST

PART	QTY.	PART DESCRIPTION
3701263	1	HOSE\HYD\1-1/2X33\1-7/8FJICX1-7/8FJIC TANK TO SUPPLY RADIATOR FAN PUMP
3701264	1	HOSE\HYD\3/4X41\1-1/16FJC90X1-1/16FJC PRESSURE TO PORT 1 OF CONVEYOR VALVE REAR
3701265	1	HOSE\HYD\3/4X51\1-1/16FJX1-1/16FJC45DEG PORT 1 FRONT CONVEYOR VALVE TO PRESSURE PORT FAN MOTOR
3701266	1	HOSE\HYD\1X51\1-5/16FJICX1-5/16FJIC45 PORT 2 FRONT CONVEYOR VALVE TO OUTLET PORT FAN MOTOR
3701267	1	HOSE\HYD\1X39\1-5/16FJICX1-5/16FJIC PORT 2 REAR CONVEYOR VALVE TO RIGHT BULKHEAD
3701268	1	HOSE\HYD\1X17\1-5/16FJICX1-5/16FJIC90 BOTTOM PORT EXTERNAL COOLER TO 16 WETX RIGHT SIDE
3701269	1	HOSE\HYD\1X35\1-5/16FJICX1-5/16FJIC TOP PORT EXTERNAL COOLER TO LEFT BULKHEAD
3701270	1	HOSE\HYD\1X121\1-5/16FJICX1-5/16FJIC90 LEFT BULKHEAD TO BRANCH TEE ON INSIDE FILLER
3701271	1	HOSE\HYD\2-1/2X34 TANK TO LOWER PORT
3701272	1	HOSE\HYD\1X49\1-5/8MJICX1-5/16FJIC90 PRESSURE PORT LOWER PUMP TO 1-1/4" CROSS TUBE
3701273	1	HOSE\HYD\3/4X48\1-1/16FJICX1-5/16FJIC CASE DRAIN LOWER PUMP TO TANK
3701274	1	HOSE\HYD\1/2X43\3/4MJCX9/16FJIC LOAD SENSE LOWER PUMP TO 1/2" MIDDLE CROSS TUBE
3701275	1	HOSE\HYD\3/8X52\3/4MJCX9/16FJIC TANK SIDE PORT 3 TO REAR CROSS TUBE
3701276	1	HOSE\HYD\1X50\1-5/8MJICX1-5/16FJIC90 1-1/4" CROSS TUBE TO P1 RIGHT SIDE VALVE
3701277	1	HOSE\HYD\3/4X28\1-1/16FJC90X1-5/16FJIC P1 TO P2 RIGHT SIDE VALVE
3700890	1	HOSE\HYD\3/8X28\3/4MJCX9/16FJIC LS RIGHT SIDE VALVE TO MIDDLE 1/2" CROSS TUBE
3701278	1	HOSE\HYD\3/8X25\3/4MJICX9/16FJIC90 TP RIGHT SIDE VALVE TO REAR 1/2" CROSS TUBE

5064 HYDRAULIC PARTS LIST

PART	QTY.	PART DESCRIPTION
3701279	2	HOSE\HYD\1X30\1-5/16FJICX1-5/16FJIC\90
	*	T2 RIGHT SIDE VALVE TO 24 R50X-S BOTTOM COOLER PORT
	*	T1 RIGHT SIDE VALVE TO 24 R6X-S BOTTOM COOLER PORT
3701280	1	HOSE\HYD\1-1/2X29\1-7/8FJICX1-7/8FJIC 24 R6X-S BOTTOM PORT COLLER TO BYPASS TEE
3701281	1	HOSE\HYD\1-1/2X35\1-7/8FJICX1-7/8FJIC BYPASS TEE TO TOP PORT COOLER
3701282	1	HOSE\HYD\1-1/2X143\1-7/8FJ90DEGX1-7/8FJC TANK FILTER OUTSIDE TO BRANCH OF BYPASS TEE
3701283	1	HOSE\HYD\3/4X27\1-1/16FJX1-1/16FJC45DEG A1 PORT RIGHT SIDE VALVE TO TEE BLOCK BELLY CONVEYOR
3701284	1	HOSE\HYD\3/4X76\1-1/16FJX1-1/16FJC45DEG TEE BLOCK BELLY CONVEYOR TO LOWER INPORT OF BELLY ORBITAL
3701285	1	HOSE\HYD\3/4X104\1-1/16FJX1-1/16FJC45DEG B1 PORT RIGHT SIDE VALVE TO OUTPORT OF BELLY ORBITAL
3701006	1	HOSE\HYD\3/8X33\9/16FJICSX9/16FJIC90 TEE BLOCK BELLY TOP PORT TO TOP GAUGE
3701286	1	HOSE\HYD\3/8X101\9/16FJICS BELLY ORBITAL CASE DRAIN TO T3 RIGHT SIDE VALVE
3701287	1	HOSE\HYD\3/4X22\1-1/16FJCX1-1/16FJC A2 RIGHT SIDE VALVE TO INBOARD TEE BLOCK FLOOR ROLLER
3701288	1	HOSE\HYD\3/4X71\1-1/16MJICX1-1/16FJIC INBOARD TEE BLOCK TO TOP 3/4" TUBELINE
3701289	1	HOSE\HYD\3/4X27\1-1/16MJICX1-1/16FJIC\90 3/4" TOP TUBE TO TOP PORT FLOOR ORBITAL JUMPER HOSE
3701290	1	HOSE\HYD\3/4X25\1-1/16MJICX1-1/16FJIC\90 3/4" BOTTOM TUBE TO BOTTOM PORT FLOOR ORBITAL JUMPER HOSE
3701291	1	HOSE\HYD\3/4X91\1-1/16MJICX1-1/16FJIC 3/4" BOTTOM TUBE TO B2 RIGHT SIDE VALVE
3701292	2	HOSE\HYD\3/8X41\9/16FJICSX9/16FJICS-90
	*	INBOARD TEE TO BOTTOM GAUGE
	*	OUTBOARD TEE BLOCK TO MIDDLE GAUGE
3701293	1	HOSE\HYD\1/2X21\3/4FJICS A3 RIGHT SIDE VALVE TO OUTBOARD TEE BLOCK
3701294	1	HOSE\HYD\1/2X16\1/3/4FJICX3/4FJIC OUTBOARD TEE BLOCK TO V2 PORT THERMO BLOCK

5064 HYDRAULIC PARTS LIST

PART	QTY.	PART DESCRIPTION
3701295	2	HOSE\HYD\1\2X24\3\4FJICSX3\4FJIC90
	*	C2 TO 8R6X-S ON OUTBOARD PORT ROLLER ORBIT MOTOR
	*	C1 THERMO BLOCK TO RIGHT SIDE ROLLER ORBITAL
3701296	2	HOSE\HYD\1\2X94\3\4FJICX3\4FJIC
	*	8 R6X-S RIGHT ROLLER ORBITAL TO INBOARD LEFT SIDE
	*	OUTBOARD LEFT SIDE ROLLER ORBITAL TO INBOARD RIGHT SIDE
3701297	1	HOSE\HYD\1\2X178\3\4FJICX3\4FJIC
		V1 THERMO BLOCK TO B3 PORT RIGHT SIDE VALVE
3701298	1	HOSE\HYD\2X61\2-1\2FJIC\2-1\2FLGX2-1\2BARB\HE\W\FR
		TANK PORT TO UPPER PUMP SUCTION PORT
3701299	1	HOSE\HYD\1X76\1-5\8FJICX1-5\16FJIC\45DEG
		UPPER PUMP PRESSURE TO P PORT DISCHARGE/CONVEYOR BLOCK
3701300	1	HOSE\HYD\3\4X60\1-1\16FJC90X1-1\16FJC
		OUTBOARD PORT PRESSURE FILTER TO CASSAPPA FRONT PORT
3701301	1	HOSE\HYD\3\8X72\9\16FJC90X9\16FJC
		LS DISCHARGE/CONVEYOR BLOCK TO LS PORT ON UPPER PORT
3701302	1	HOSE\HYD\3\4X44\1-1\16FJICX1-5\16FJIC\90
		FRONT SIDE PORT TANK TO CASE DRAIN UPPER PUMP
3701304	1	HOSE\HYD\1X67\1-5\16FJICX1-5\16FJIC
		CASSAPPA OUTBOARD SUCTION TO CLUTCH TANK LOWER
3701305	1	HOSE\HYD\3\4X33\1-1\16FJICX1-1\16FJIC\90
		TANK PORT CLUTCH VALVE TO CLUTCH TANK UPPER PORT
3701306	1	HOSE\HYD\3\4X34\1-1\16FJC90X1-1\16FJC
		CLUTCH PORT CLUTCH VALVE TO CLUTCH PORT ON CLUTCH
3701307	1	HOSE\HYD\3\4X27\1-1\16FJX1-1\16FJC45DEG
		LUBE PORT CLUTCH VAVLE TO LUBE PORT ON CLUTCH
3701308	1	HOSE\HYD\3\4X80\1-1\16FJICX1-1\16FJIC\90
		FROM COOL PORT CLUTCH VALVE TO TOP PORT LEFT SIDE COOLER
3701309	1	HOSE\HYD\3\4X34\1-1\16FJIC
		TO COOL PORT CLUTCH VALVE TO LOW PORT LEFT SIDE COOLER
3701310	1	HOSE\HYD\3\4X25\1-1\16FJCX1-1\16FJC
		HIGH PRESSURE FILTER TO PUMP PORT CLUTCH VALVE
3701311	1	HOSE\HYD\2X24
		RIGHT SIDE CLUTCH CASE DRAIN TO TANK
3701312	1	HOSE\HYD\2X29
		LEFT SIDE CLUTCH CASE DRAIN TO TANK

5064 HYDRAULIC PARTS LIST

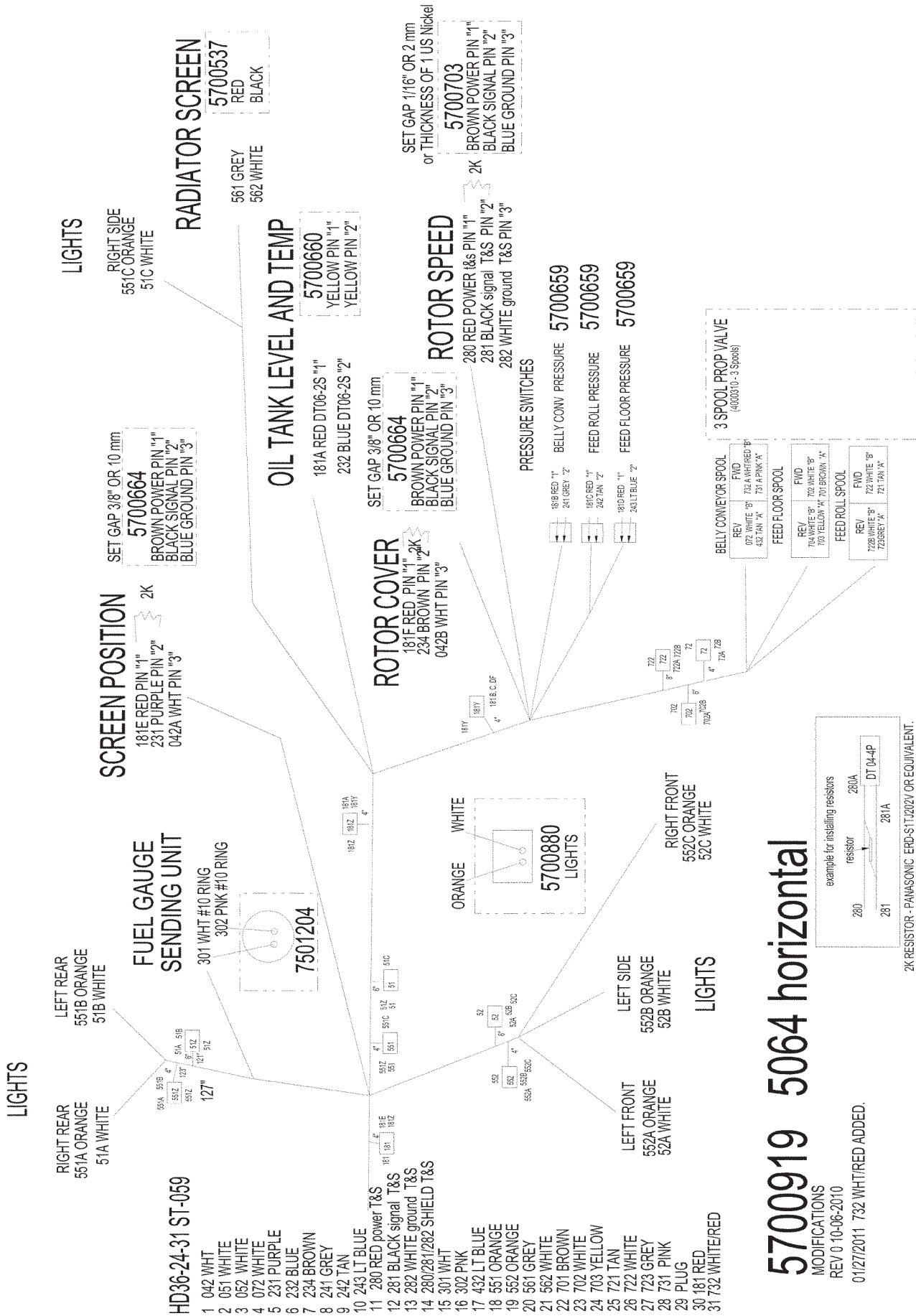
PART	QTY.	PART DESCRIPTION
3700971	1	HOSE\HYD\3\8X63\9\16FJICS TANK TO 12 VOLT PUMP SUPPLY
3701313	2 * *	HOSE\HYD\3\8X45\9\16FJICS INBOARD PORT 12 VOLT PUMP TO AUX. T PORT OUTBOARD PORT 12 VOLT PUMP TO AUX P PORT
3701314	1	HOSE\HYD\3\4X399\1-5\16MJICX1-1\16FJIC\90 M2 DISCHARGE/CONVEYOR BLOCK TO BOTTOM 1" CONVEYOR TUBE
3701303	1	HOSE\HYD\3\4X396\1-5\16MJCX1-1\16FJIC45 M1 PORT DISCHARGE/CONVEYOR BLOCK TO TOP 1" CONVEYOR TUBE
3701315	2 * *	HOSE\HYD\3\4X60\1-5\16MJICX1-1\16FJIC\90 BOTTOM 1" CONVEYOR TUBE TO OUTBOARD CONVEYOR ORBITAL MOTOR TOP 1" CONVEYOR TUBE TO INBOARD CONVEYOR ORBITAL MOTOR
3701316	1	HOSE\HYD\3\8X9.5\9\16FJIC P1 DISCHARGE/CONVEYOR BLOCK TO P PORT AUX.VALVE
3701317	1	HOSE\HYD\3\8X12.5\9\16FJCX9\16FJC90 T1 DISCHARGE/CONVEYOR BLOCK TO T PORT AUX. VALVE
3701318	1	HOSE\HYD\3\8X10.5\9\16FJCX9\16FJC90 LSP DISCHARGE/CONVEYOR BLOCK TO LS AUX. VALVE
3701319	1	HOSE\HYD\3\8X87\9\16FJC90X9\16FJC B PORT DISCHARGE/CONVEYOR BLOCK TO CAP END ROLLER CYL. LEFT SIDE (CONNECTED TO BRANCH OF 6R50X-S)
3701320	1	HOSE\HYD\3\8X172\9\16FJCX9\16FJC90 RUN END 6 R50X-S TO CAP END ROLLER ARM CYLINDER RIGHT SIDE
3701321	1	HOSE\HYD\3\8X194\9\16FJCX9\16FJC90 A PORT DISCHARGE/CONVEYOR BLOCK TO ROD END ROLLER ARM CYLINDER RIGHT SIDE
3700925	1	HOSE\HYD\3\8X108\9\16FJCX9\16FJC89 6 S6X-S TOP RUN TO ROD END ROLLER ARM CYLINDER LEFT SIDE
3701322	2 * *	HOSE\HYD\3\8X284\9\16FJICSX9\16FJIC90 1A AUX VALVE TO ROD END GATE LIFT CYLINDER LEFT SIDE (CONNECTED TO RUN END OF 6 R50X-S) RUN OF 6 R50X-S 1B TO CAP END GATE LIFT CYLINDER LEFT SIDE
3701323	2 * *	HOSE\HYD\3\8X122\3\4MJCX9\16FJIC BRANCH 6 R50X-S TO TOP 1/2 TUBE RIGHT SIDE 1B AUX VALVE TO 1/2 BOTTOM TUBE RIGHT SIDE (CONNECTED TO BRANCH OF 6 R50X-S)
3701324	2 * *	HOSE\HYD\3\8X189\3\4MJCX9\16FJIC ROD END GATE LIFT CYLINDER TO 1/2 TOP TUBE RIGHT SIDE CAP END GATE LIFT CYLINDER TO 1/2 MIDDLE TUBE RIGHT SIDE

5064 HYDRAULIC PARTS LIST

PART	QTY.	PART DESCRIPTION
3701325	2	HOSE\HYD\3\8X47\3\4MJCX9\16FJC
	*	2A AUX. VALVE TO 1/2 TOP OUSIDE TUBE
	*	3A AUX VALVE TO 1/2 BOTTOM OUTSIDE TUBE
3701326	2	HOSE\HYD\3\8X50\3\4MJCX9\16FJC
	*	2B AUX VALVE TO 1/2 TOP INSIDE TUBE
	*	3B AUX VALVE TO 1/2 BOTTOM INSIDE TUBE
3701327	1	HOSE\HYD\3\8X94\3\4MJCSX9\16FJICS
		1/2 TOP OUSIDE TUBE TO ROD END FRONT JACK CYL. RIGHT SIDE
3701088	1	HOSE\HYD\3\8X16\3\4MJCX9\16FJIC
		1/2 BOTTOM OUTSIDE TUBE TO ROD END FRONT JACK CYL. LEFT SIDE
3701328	1	HOSE\HYD\3\8X105\3\4MJCX9\16FJIC
		1/2 TOP INSIDE TUBE TO CAP END FRONT JACK CYL. RIGHT SIDE
3701089	1	HOSE\HYD\3\8X20\3\4MJCX9\16FJIC
		1/2 BOTTOM INSIDE TUBE TO CAP END FRONT JACK CYL. LEFT SIDE
3701330	1	HOSE\HYD\3\8X40\9\16FJICX3\4FJIC
		4A AUX. VALVE TO ROD END SCREEN CYL. LEFT SIDE
3701331	1	HOSE\HYD\3\8X66\3\4FJC90X9\16FJC
		ROD END SCREEN CYL. RIGHT SIDE TO LEFT SIDE ROD END
3701332	1	HOSE\HYD\3\8X47\9\16FJICX3\4FJIC
		4B AUX. VALVE TO CAP END SCREEN CYL. LEFT SIDE
3701333	1	HOSE\HYD\3\8X83\3\4FJC90X9\16FJC
		CAP END SCREEN CYL. RIGHT SIDE TO LEFT SIDE CAP END
3701334	4	HOSE\HYD\3\8X267\9\16FJICS
	*	5A AUX. VALVE TO TOP PORT DIVIDER BLOCK CONVEYOR LIFT
	*	5B AUX. VALVE TO BOTTOM PORT DIVIDER BLOCK CONVEYOR LIFT
	*	6A AUX. VALVE TO BOTTOM PORT DIVIDER BLOCK CONVEYOR FOLD
	*	6B AUX. VALVE TO TOP PORT DIVIDER BLOCK CONVEYOR FOLD
3701097	2	HOSE\HYD\3\8X110\9\16FJICS
	*	TOP DIVIDER BLOCK TO ROD END LIFT CYL. LEFT SIDE
	*	TOP DIVIDER BLOCK TO ROD END LEFT CYL. RIGHT SIDE
3701398	2	HOSE\HYD\3\8X57\9\16FJICS
	*	TOP DIVIDER BLOCK TO CAP END LEFT CYL. LEFT SIDE
	*	TOP DIVIDER BLOCK TO CAP END LIFT CYL. RIGHT SIDE
3701101	2	HOSE\HYD\3\8X187\9\16FJIC45X9\16FJICS
	*	BOTTOM DIVIDER BLOCK TO CAP END FOLD CYL. LEFT SIDE
	*	BOTTOM DIVIDER BLOCK TO CAP END FOLD CYL. RIGHT SIDE

5064 HYDRAULIC PARTS LIST

PART	QTY.	PART DESCRIPTION
3701100	2	HOSE\HYD\3/8X218\9/16FJICS
	*	BOTTOM DIVIDER BLOCK TO ROD END FOLD CYL. LEFT SIDE
	*	BOTTOM DIVIDER BLOCK TO ROD END FOLD CYL. RIGHT SIDE
3701335	1	HOSE\HYD\3/8X209\9/16FJICS 7A AUX. VALVE RO ROD END SWING CYL.
3701336	1	HOSE\HYD\3/8X195\9/16FJICS 7B AUX. VALVE TO CAP END SWING CYL.
3701337	2	HOSE\HYD\3/8X160\9/16FJICS
	*	8A AUX. VALVE TO ROD END REAR CYL. LEFT SIDE
	*	8B AUX VALVE TO CAP END REAR JACK CYL. LEFT SIDE
3701338	2	HOSE\HYD\3/8X222\9/16FJICS
	*	9A AUX. VALVE TO ROD END REAR JACK CYL. RIGHT SIDE
	*	9B AUX. VALVE TO CAP END REAR JACK CYL. RIGHT SIDE
3701329	1	TUBE\STL\1/2X.120WALLX54 (BELLY TUBES)
3701339	2	TUBE\STL\1/2X.049WALLX54 (BELLY TUBES)
3701340	2	TUBE\STL\1X.095WALLX84 (CONVEYOR TUBES)
3701341	4	TUBE\STL\1/2X.049WALLX102 (LEFT SIDE TUBES- STACKED 2 DEEP)
3701342	2	TUBE\STL\1/2X.049WALLX49 (RIGHT SIDE TUBES)
3701343	2	TUBE\STL\3/4X.083WALLX49 (RIGHT SIDE TUBES)



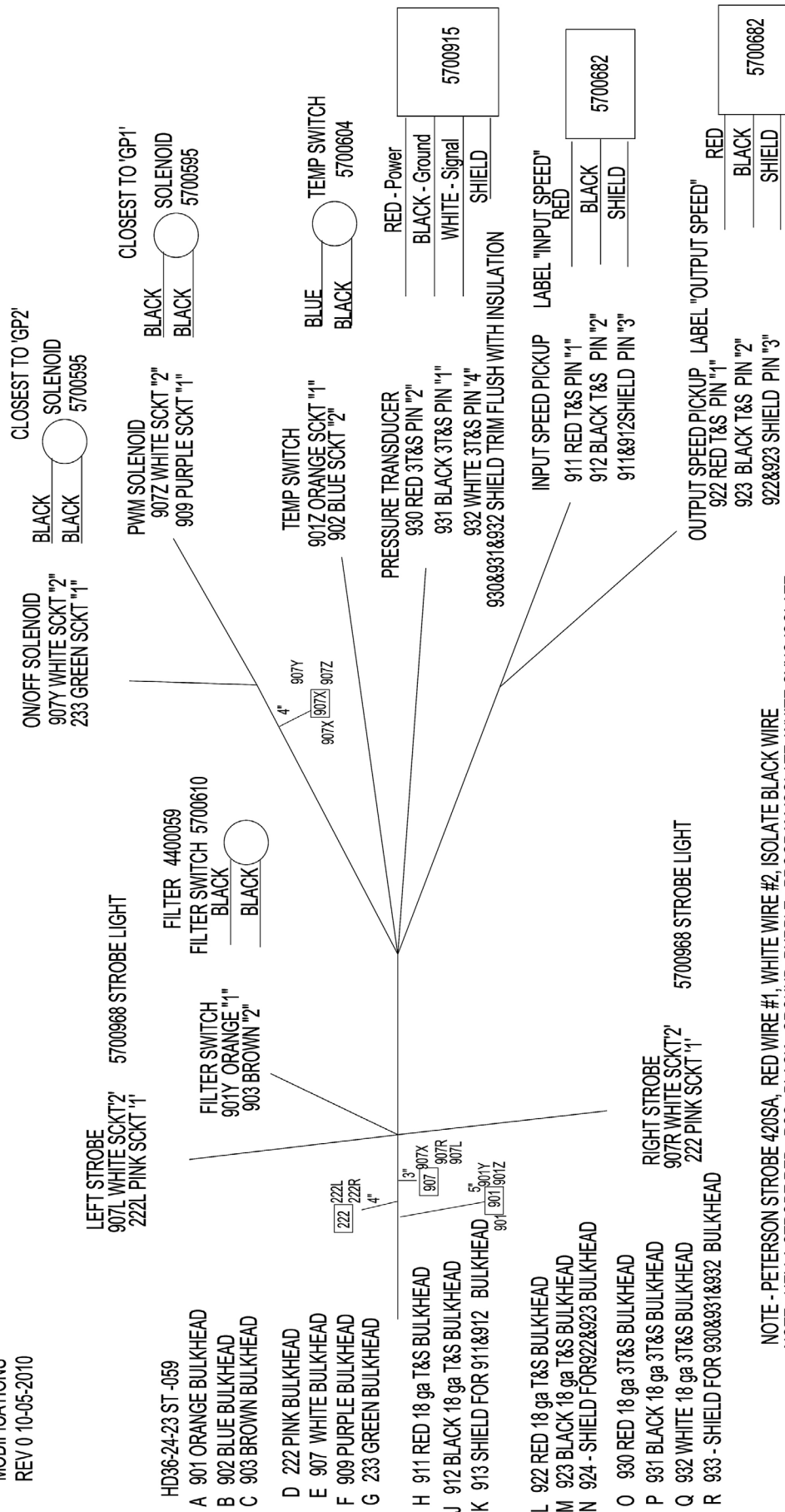
5700919 5064 horizontal

MODIFICATIONS
 REV 0 10-06-2010
 01/27/2011 732 WHITRED ADDED.

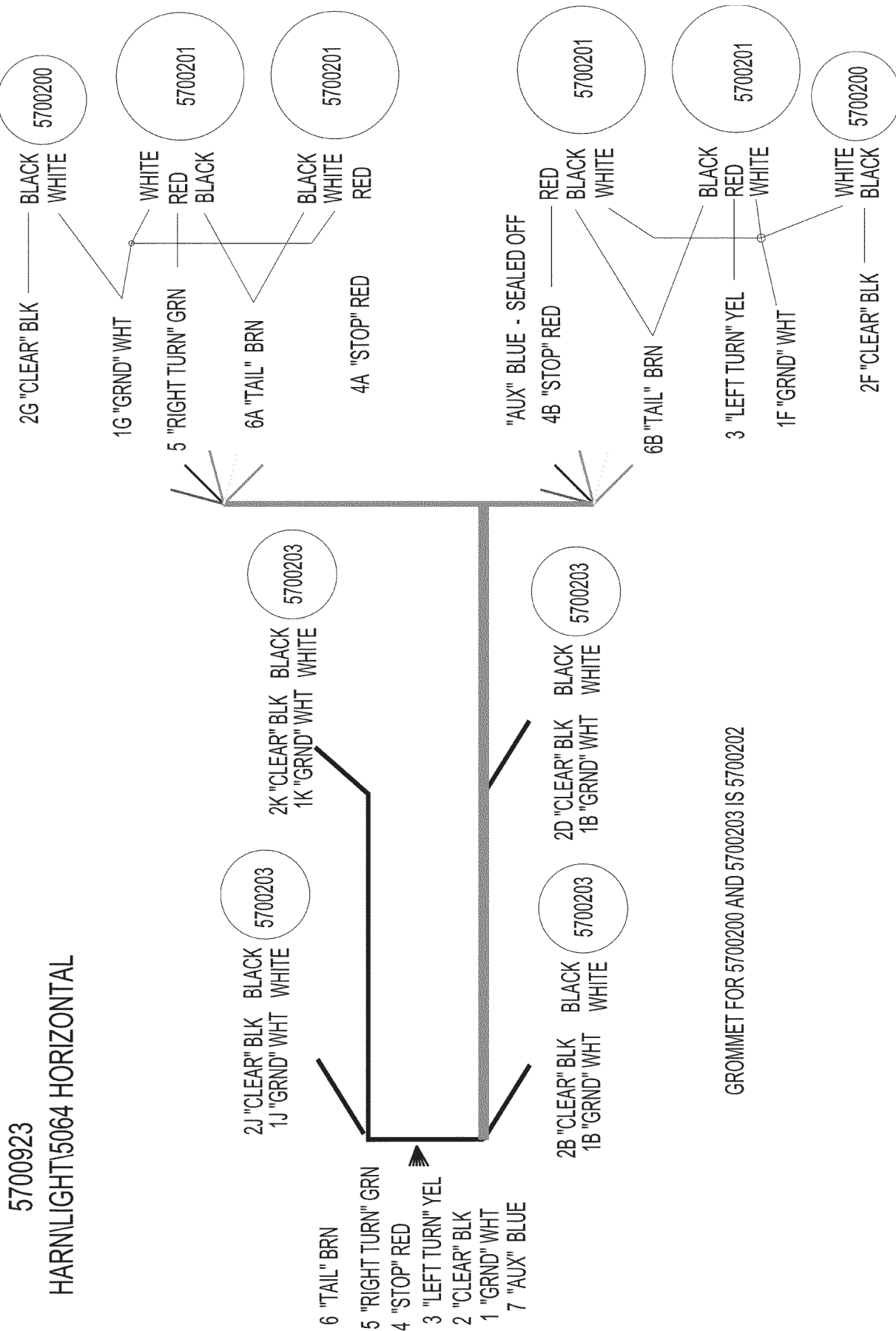
- HD36-24-31 ST-059
- 1 042 WHT
- 2 051 WHITE
- 3 052 WHITE
- 4 072 WHITE
- 5 231 PURPLE
- 6 232 BLUE
- 7 234 BROWN
- 8 241 GREY
- 9 242 TAN
- 10 243 LT BLUE
- 11 280 RED power T&S
- 12 281 BLACK signal T&S
- 13 282 WHITE ground T&S
- 14 280/281/282 SHIELD T&S
- 15 301 WHT
- 16 302 PNK
- 17 432 LT BLUE
- 18 551 ORANGE
- 19 552 ORANGE
- 20 561 GREY
- 21 562 WHITE
- 22 701 BROWN
- 23 702 WHITE
- 24 703 YELLOW
- 25 721 TAN
- 26 722 WHITE
- 27 723 GREY
- 28 731 PINK
- 29 PLUG
- 30 181 RED
- 31 732 WHITRED

5700922 BULKHEAD #3 CLUTCH

MODIFICATIONS
REV 0 10-05-2010

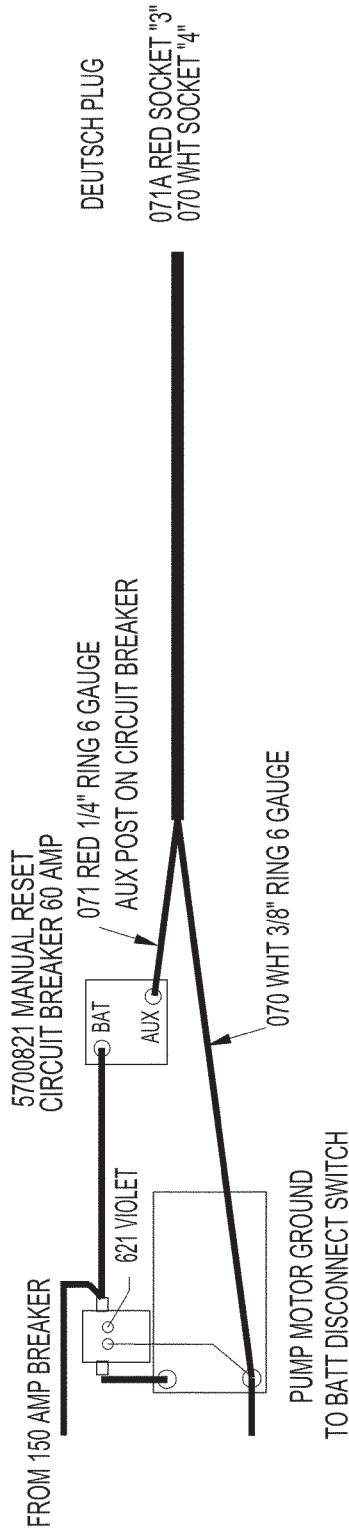


NOTE - PETERSON STROBE 420SA, RED WIRE #1, WHITE WIRE #2, ISOLATE BLACK WIRE
 NOTE - HELLA STROBE RED - POS, BLACK - GROUND, PURPLE - PROGRAM-ISOLATE, WHITE-SYNC-ISOLATE
 NOTE - STAR HEADLAMP, RED WIRE #1, BLACK WIRE #2, GREEN WIRE - SYNC - ISOLATE



5700948

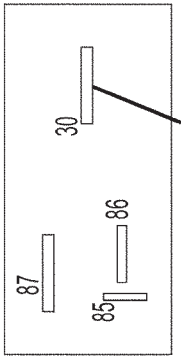
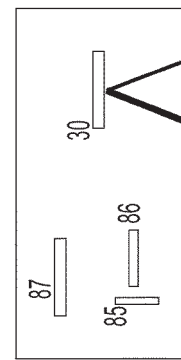
HORIZONTAL GRINDER POWER HARNESS MACHINE PORTION



5700749

HORIZONTAL GRINDER POWER HARNESS INSIDE PANEL

5700504 POWER RELAYS



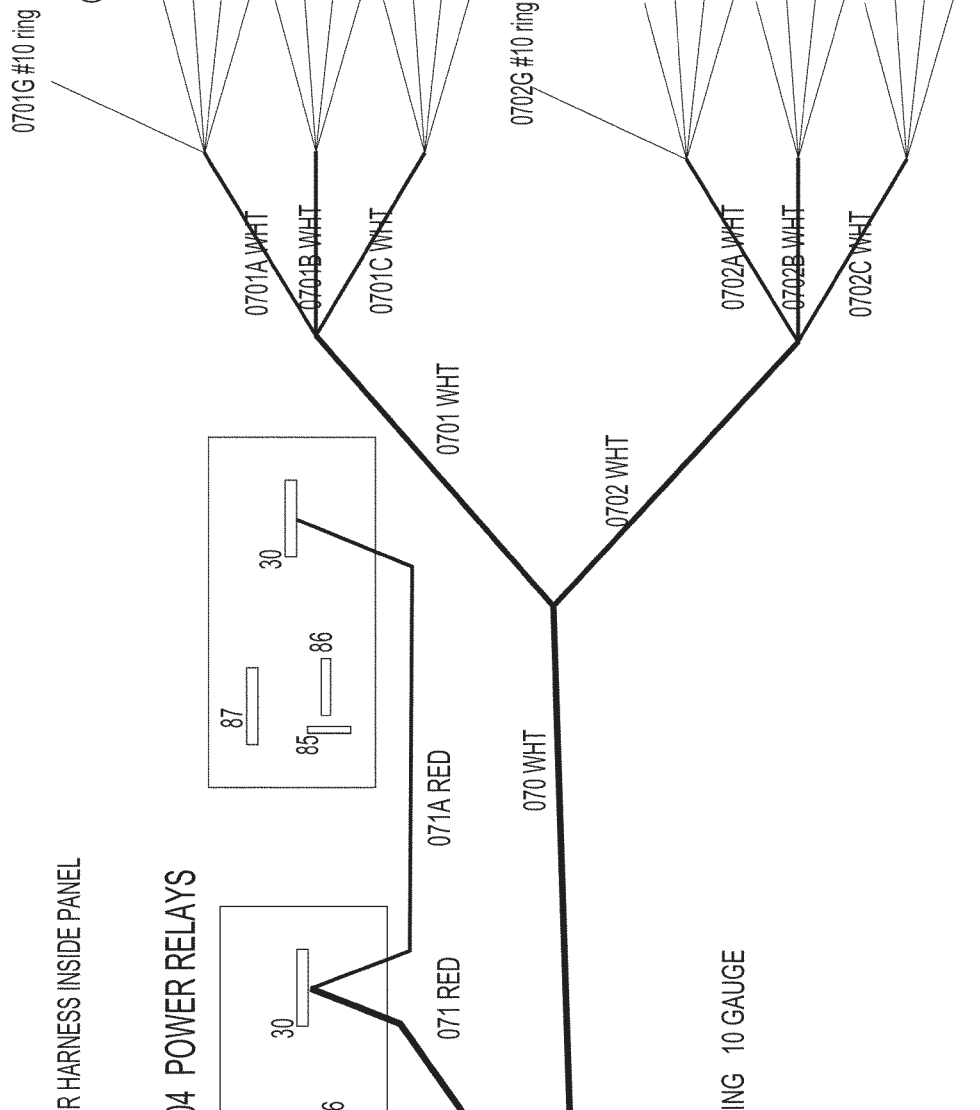
- GROUND BUSS #1
- PIN 1 7011 WHITE
 - PIN 2 7012 WHITE
 - PIN 3 7013 WHITE
 - PIN 4 7014 WHITE
 - PIN 5 7015 WHITE
 - PIN 6 7016 WHITE
 - PIN 7 7017 WHITE
 - PIN 8 7018 WHITE
 - PIN 9 7019 WHITE
 - PIN 10 70110 WHITE
 - PIN 11 70111 WHITE
 - PIN 12 70112 WHITE

071 RED PIN "3"
070 WHT PIN "4"

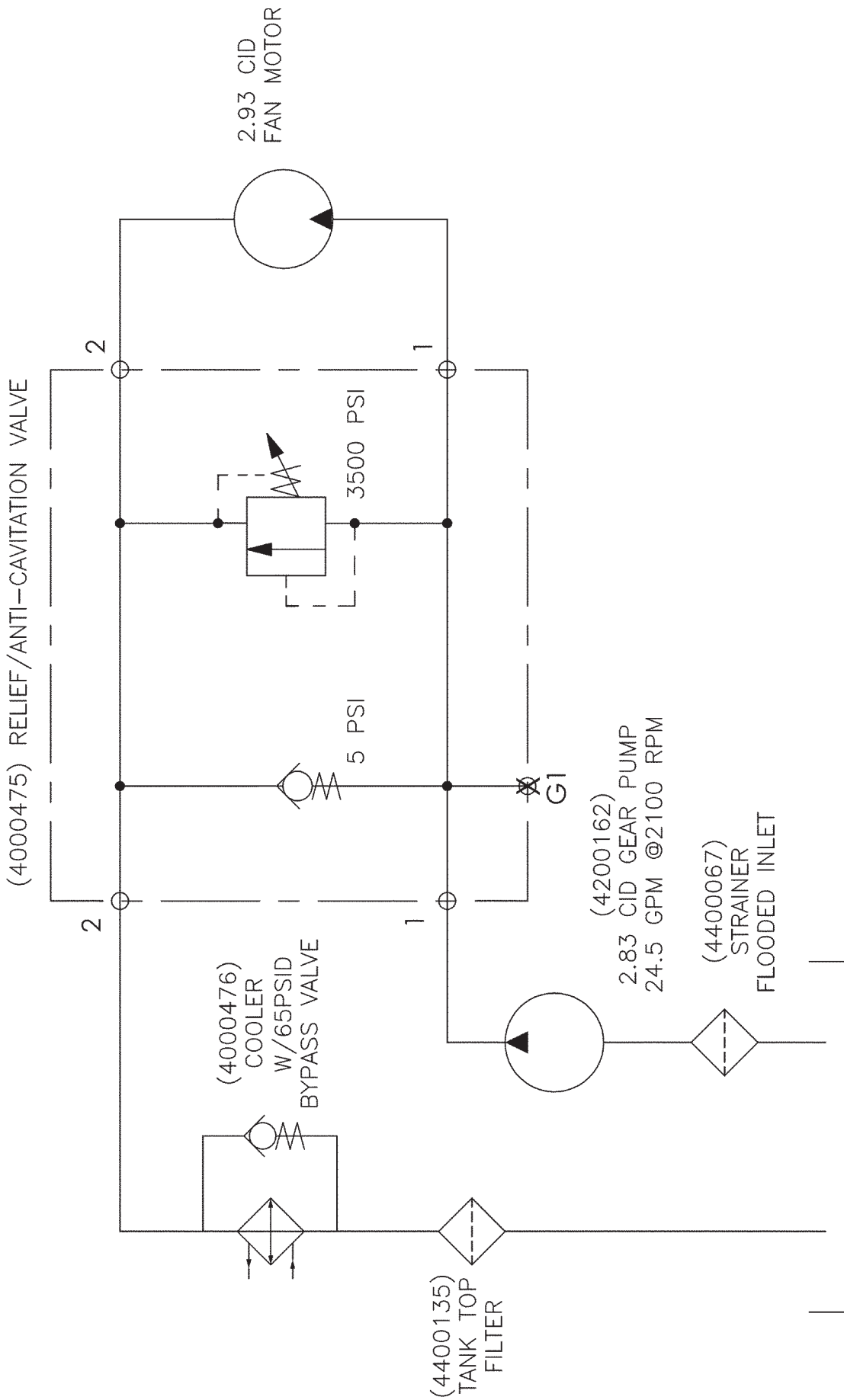
JUMPER:

RED #10 RING; #10" RING 10 GAUGE

- GROUND BUSS #2
- PIN 1 7021 WHITE
 - PIN 2 7022 WHITE
 - PIN 3 7023 WHITE
 - PIN 4 7024 WHITE
 - PIN 5 7025 WHITE
 - PIN 6 7026 WHITE
 - PIN 7 7027 WHITE
 - PIN 8 7028 WHITE
 - PIN 9 7029 WHITE
 - PIN 10 70210 WHITE
 - PIN 11 70211 WHITE
 - PIN 12 70212 WHITE



ENGINE FAN DRIVE HYDRAULIC SCHEMATIC





DECALS

WARNING ADVERTENCIA

FOR YOUR PROTECTION KEEP ALL SHIELDS IN PLACE AND SECURED WHILE MACHINE IS OPERATING. MOVING PARTS WITHIN CAN CAUSE SEVERE PERSONAL INJURY.

PARA ASEGURAR SU PROTECCION, MANTENGA TODOS LOS PROTECTORES EN SU LUGAR Y ASEGURADOS MIENTRAS LA MAQUINA ESTE OPERANDO. LAS PIEZAS MOVILES INTERNAS PUEDEN CAUSAR LESIONES PERSONALES GRAVES.

6500040

WARNING ADVERTENCIA

NO RIDERS PASAJEROS PROHIBIDOS

SERIOUS PERSONAL INJURY COULD RESULT FROM RIDING ON THE MACHINE

PODRIAN RESULTAR LESIONES PERSONALES GRAVES AL VIAJAR EN LA MAQUINA

6500043

OIL LEVEL NIVEL DE ACEITE

6500052

DANGER

ROTATING PARTS WITHIN CAN KILL OR DISMEMBER

WAIT FOR ALL MOVEMENT TO STOP BEFORE SERVICING, UNBLOCKING OR INSPECTING MACHINE

6500082

DANGER PELIGRO

OBJECTS THROWN BY MACHINE DO NOT OPERATE WITHOUT WEARING SAFETY GLASSES AND A HARD HAT. KEEP UNAUTHORIZED PERSONNEL OUT OF THE GRINDING AREA!

OBJETOS LANZADOS POR LA MAQUINA NO OPERE ESTA MAQUINA SIN LLEVAR PUESTOS LOS ANTECIJOS DE SEGURIDAD Y EL CASCO. ¡MANTENGA AL PERSONAL NO AUTORIZADO FUERA DEL AREA DE ESMERILADO!

6500118

DIESEL FUEL

6500123

HYDRAULIC OIL

6500124

WARNING ADVERTENCIA

WAIT FOR ALL MOVEMENT TO STOP FAILURE TO USE CAUTION COULD RESULT IN SERIOUS INJURY OR DEATH

ESPERE A QUE CESE TODO EL MOVIMIENTO EL NO EJERCER PRECAUCION PODRIA RESULTAR EN LESIONES GRAVES O LA MUERTE

6500110

WARNING ADVERTENCIA

OVERHEAD CONVEYOR HAZARD

PELIGRO DE CINTA TRANSPORTADORA

6500214

DANGER PELIGRO

ELECTROCUTION HAZARD

Para prevenir lesiones graves o la muerte por electrocución: Manténcase alejado de las líneas de electricidad al operar el cargador con brazo de izaje, las cintas transportadoras de grapple o izaje y al transportar por caminos. Esta máquina no tiene conexión a tierra y puede producirse la electrocución sin contacto directo.

6500216

WARNING ADVERTENCIA

6500208

WARNING

HIGH-PRESSURE FLUID HAZARD

To prevent serious injury or death:

- Relieve pressure on system before repairing or adjusting or disconnecting.
- Wear proper hand and eye protection when searching for leaks. Use wood or cardboard instead of hands.
- Keep all components in good repair.

6500220

DANGER

THROWN OBJECT HAZARD

KEEP AWAY

- To prevent serious injury or death from thrown object:
- Stay away from discharge area during operation. Keep others away.
- Do not point discharge toward people, animals or property.

6500221

DURATECH

6500224

DURATECH

6500244

6500253

CAUTION

KEEP ENGINE COMPARTMENT CLEAN

6500315

WARNING

PINCH POINT

STAY BACK

6500339

BATTERY CONNECT

ON OFF

6500373




6500381




6500408

DISCONNECT ECU AND CONTROL PANEL BEFORE WELDING

6500413



6500417



6500418

RADIO START UP

- Press green button on transmitter. Yellow light must start flashing.
- Press Radio Start Switch and hold it in.
- Set radio switch to remote.
- Count to 5 and release Radio Start Switch.

6500414

MODEL 5064

6500450

RECOMMENDED SPEEDS FOR FEED FLOOR AND FEED ROLL

	PRODUCT				
	MILL SCRAPY PALLETS	REGRIND	YARD WASTE/ BRUSH	LAND CLEARING	LARGE TREES/ LOGS
FLOOR%	100	85	75	70	45
ROLL%	100	85	75	70	45

RECOMMENDED STARTING SET POINTS ONLY. OPTIMAL SPEED FOR FLOOR AND ROLL MUST BE DETERMINED BY OPERATOR AND WILL BE AFFECTED BY MOISTURE CONTENT, SCREEN SIZE, AND MATERIAL BEING PROCESSED.

6500415

Grease rotor bearings every 20 hours with Mobilith AW2 or Shell Alvania #2. If substitute grease must be used use a Lithium #2 base. Administer 6-8 pumps from a grease gun. Bearing should purge a small amount of grease while running, do not over grease, this will cause overheating within the bearing.

6500416

WARNING

CHECK FOR FIRES. CLEAN OFF DEBRIS. SWITCH OFF BATTERY

NEVER leave this machine unattended until all potential fire debris is removed, no fire or smoldering exists, and battery is switched off. Remove all flammable debris from engine, shielding, control panel, under machine and anywhere material is collected.


DURATECH INDUSTRIES IS NOT RESPONSIBLE FOR FIRES CAUSED BY HAZARDS LEFT TO SMOLDER AND BURN, OR IMPROPER SHUTDOWN PROCEDURES.

6500425

DECALS

PART	QTY.	PART DESCRIPTION
6500451		DECAL\KIT\5064
6500040	1	DECAL\WARN\SHIELD\PROT
6500043	1	DECAL\WARN\NO;RIDERS
6500052	3	DECAL\INFO\OIL;LEVEL
6500082	2	DECAL\WARN\ROTATN;PART;>
6500110	2	DECAL\WARN\WAIT;FOR;MVMNT
6500118	2	DECAL\DNGR\OBJECTS;THROWN
6500123	1	DECAL\INFO\DIESEL;FUEL
6500124	1	DECAL\INFO\HYD;OIL
6500156	40 FT.	DECAL\LOGO\2\STRIPE\SLV
6500208	1	DECAL\WARN\GENERAL
6500214	2	DECAL\WARN\OVRHED;CNVYR;>
6500216	2	DECAL\WARN\ELEC;HAZARD
6500220	3	DECAL\WARN\HI;PRESS;FLUID
6500221	2	DECAL\WARN\THROWN;OBJECTS
6500224	2	DECAL\LOGO\DURA\4-3/4\SIL
6500244	2	DECAL\LOGO\DURA\9\SLVR
6500253	1	DECAL\INFO\FLUID;LEVEL>
6500315	2	DECAL\INFO\CLEAN:ENG:COMP
6500339	5	DECAL\WARN\PINCH;POINT
6500373	1	DECAL\INFO\BATT;DISC
6500381	4	DECAL\LOGO\SWIRL\6000
6500408	6	DECAL\INFO\ROT\SHFT\2-7/8
6500413	1	DECAL\INFO\NO;WELD ECU CNTRL
6500414	1	DECAL\INFO\OMNEX;START 9564
6500415	1	DECAL\INFO\RECOMMND SPEEDS
6500416	2	DECAL\BRG\RTR\GREASE\20HRS
6500417	14	DECAL\GREASE\10 HRS
6500418	23	DECAL\GREASE\40 HRS
6500425	1	DECAL\WARN\FIRE\PREVENT
6500450	2	DECAL\LOGO\5064


DECAL LOCATIONS



6500417

6500408

6500418



6500221


6500339

6500417


6500224

6500408



DECAL LOCATIONS




DECAL LOCATIONS



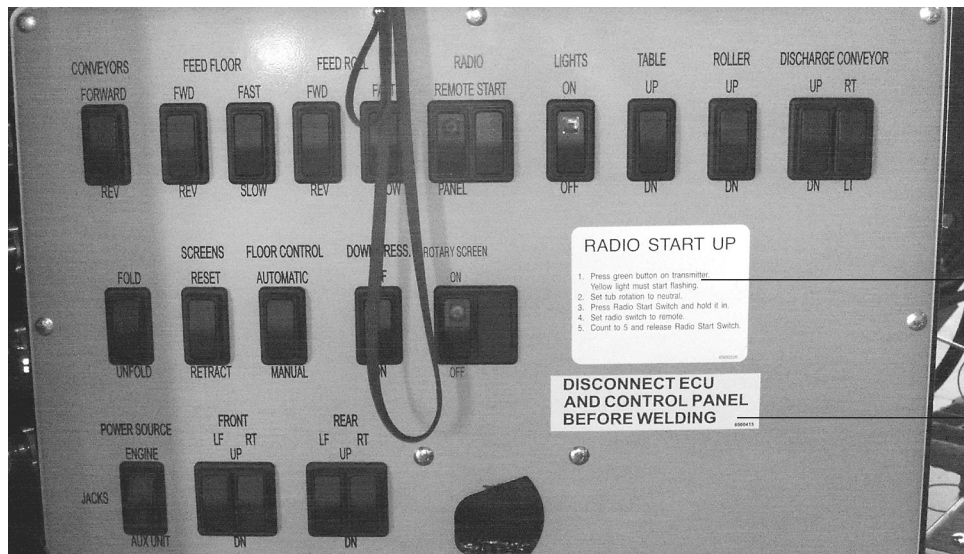
DECAL LOCATIONS



DECAL LOCATIONS




DECAL LOCATIONS



6500414

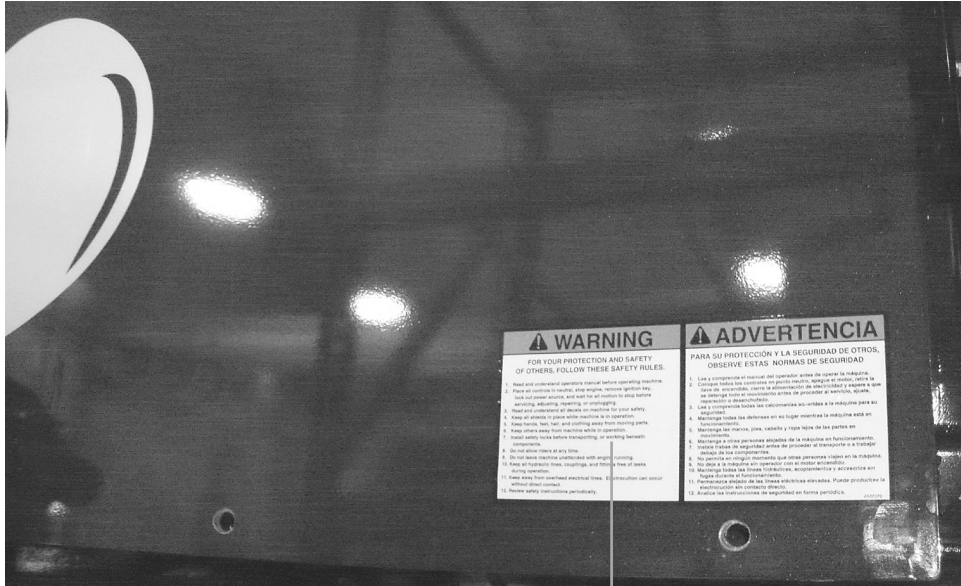
6500413



6500124

6500450

DECAL LOCATIONS



6500208



6500220

6500425

6500373

WEAR PARTS

DESCRIPTIONS	PART NUMBER	WHERE TO FIND
RODS	5300118	PG. 18-19
HAMMER SHANK 1 BOLT	5200222	PG. 18-19
HMMR\FIXED\BASE\1-BOLT\RIGHT\OFFST	5200247	PG. 18-19
HMMR\FIXED\BASE\1-BOLT\LEFT\OFFST	5200248	PG. 18-19
HAMMER TIPS 1 BOLT	5200132	PG. 18-19
ROTOR BEARING FIXED	2000583	PG. 18-19
ROTOR BEARING EXPANSION	2000582	PG. 18-19
<u>SCREENS</u>		
1" HOLE 1/2" THICK W/DBLR	7101501	PG. 20-21
2" HOLE 1" THICK	7101502	PG. 20-21
3" HOLE 1" THICK	7101503	PG. 20-21
4" HOLE 1" THICK	7101504	PG. 20-21
3-7/8" X 7" HOLE 1" THICK	7101505	PG. 20-21
6" X 9-1/4" HOLE 1" THICK	7101176	PG. 20-21
<u>CONVEYOR</u>		
BELLY BELT	1700239	PG. 28-29
CABLE LACING FOR BELLY BELT	1700233	NA
DISCHARGE BELT	1700238	PG. 82-83
CABLE LACING FOR DISCHARGE BELT	1700234	NA
BELT SCRAPER	7101064	PG. 74-75
LOWER DISCHARGE BEARINGS	2000329	PG. 74-75
UPPER DISCHARGE BEARINGS	2000518	PG. 82-83
STANDARD HYDRAULIC OIL ELEMENT	4400136	PG. 88-89
HPTO FLUID CLUTCH FILTER	4400073	NA
ENGINE OIL ELEMENT CAT C9	4400117	NA
ENGINE OIL ELEMENT CAT	4400029	NA
ENGINE PRIMARY FUEL/WATER SEPARATOR	4400094	NA
SECONDARY FUEL FILTER	4400030	NA
AIR PRIMARY ELEMENT	4400122	NA
AIR SECONDARY ELEMENT	4400123	NA
MUFFLER	7501284	PG. 66-67
FEED FLOOR CUTTING EDGE-RIGHT	7101123	PG. 14-15
FEED FLOOR CUTTING EDGE-LEFT	7101125	PG. 14-15
FEED WHEEL SLOT BRUSH	7501498	PG. 16
FEED WHEEL SLOT BRUSH MOUNT	7501499	PG. 16





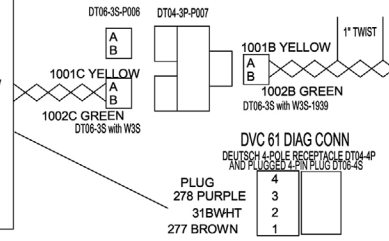
APPENDIX A SCHEMATIC FOLDOUTS



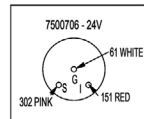
5700920 horizontal CONTROL PANEL

5700651

12 PIN PLC CONNECTOR DVC 61			
INPUT 1A / 1B	PIN 1	432 LT BLUE	
INPUT 2A / 2B	PIN 2	PLUG	
+ POWER	PIN 3	122 RED	
GROUND	PIN 4	31A WHITE	
CAN HIGH	PIN 5	1001C YELLOW	
CAN LOW	PIN 6	1002C GREEN	
RS-232 (TXD)	PIN 7	278 PURPLE	
RS-232 (RXD)	PIN 8	277 BROWN	
GROUND	PIN 9	33D WHITE	
INPUT 3A / 3B	PIN 10	PLUG	
INPUT 4A / 4B	PIN 11	601 LT BLUE	
INPUT 5A / 5B	PIN 12	611 YELLOW	

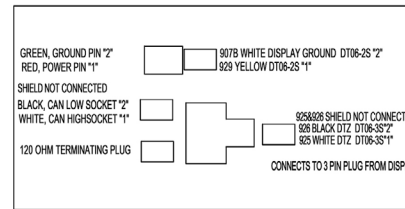


FUEL GAUGE

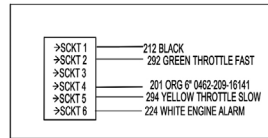


CLUTCH DISPLAY

5700916 replacement display



CAT SPLICES



5700922 BULKHEAD #3 CLUTCH

HD34-24-23 PT

- A 801B RED BULKHEAD
- B 802 BLUE BULKHEAD
- C 903 BROWN BULKHEAD
- D 222B PINK BULKHEAD
- E 807C WHITE BULKHEAD
- F 909 PURPLE BULKHEAD
- G 233 GREEN BULKHEAD
- H 911 RED T&S BULKHEAD
- J 912 BLACK T&S BULKHEAD
- K #13 SHIELD FOR 911&912 BULKHEAD
- L 922 RED T&S BULKHEAD
- M 923 BLACK T&S BULKHEAD
- N 924 - SHIELD FOR 922&923 BULKHEAD
- O 930 RED 3T&S BULKHEAD
- P 931 BLACK 3T&S BULKHEAD
- Q 932 WHITE 3T&S BULKHEAD
- R 933 - SHIELD FOR 930&931&932 BULKHEAD

5700919 horizontal

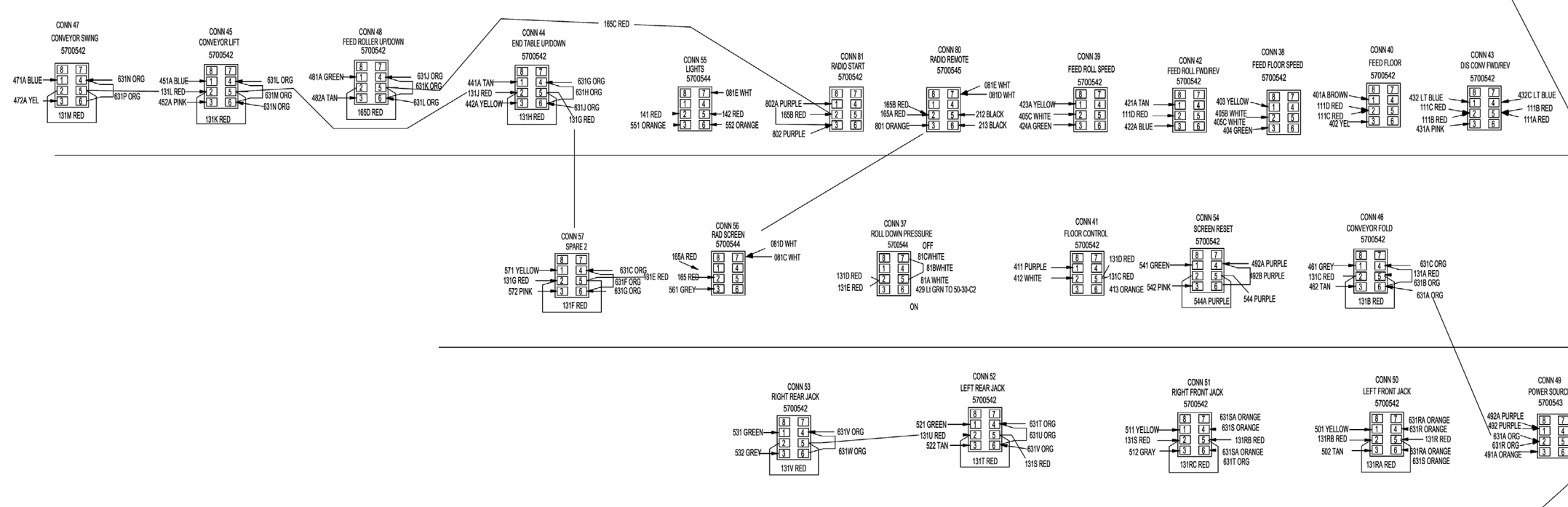
HD34-24-31 PT

- 1 042 WHIT
- 2 051 WHITE
- 3 052 WHITE
- 4 070 WHITE
- 5 231 PURPLE
- 6 232 BLUE
- 7 234 BROWN
- 8 241 GREY
- 9 242 TAN
- 10 261 LT BLUE
- 11 280 RED
- 12 281 RED signal T&S
- 13 282 BLACK ground T&S
- 14 284/282 SHIELD T&S
- 15 301 WHIT
- 16 302 PINK
- 17 432C LT BLUE
- 18 551 ORANGE
- 19 552 ORANGE
- 20 561 GREY
- 21 562 WHITE
- 22 701 BROWN
- 23 702 WHITE
- 24 703 YELLOW
- 25 721 TAN
- 26 722 WHITE
- 27 723 GREY
- 28 731A PINK
- 29 PLUG
- 30 181 RED
- 31 732A WHITE/RED

5700921 horizontal

HD34-24-31 ST

- 1 731B PINK
- 2 071 WHIT
- 3 441 TAN
- 4 442 YELLOW
- 5 451 BLUE
- 6 452 PINK
- 7 461 GREY
- 8 482 TAN
- 9 471 BLUE
- 10 472 YEL
- 11 483 GREEN
- 12 484 TAN
- 13 501 YEL
- 14 502 TAN
- 15 511 YEL
- 16 512 GREY
- 17 521 GREEN
- 18 522 TAN
- 19 531 GREEN
- 20 532 GREY
- 21 541 GREEN
- 22 542 PINK
- 23 PLUG
- 24 PLUG
- 25 571 YEL
- 26 572 PINK
- 27 491 ORANGE
- 28 492 PURPLE
- 29 493 ORG
- 30 PLUG
- 31 732B WHITE/RED



DVC 710-2-30-LEFT

5700967

WIRES COMING INTO THIS CONNECTOR ARE 16 GA GXL

(RXD) RECEIVE DATA	PIN A1	274 BROWN
(TXD) TRANSMIT DATA	PIN A2	275 PURPLE
(RTS) REQUEST TO SEND	PIN A3	276 ORANGE
CAN 0 H	PIN B1	1001D YELLOW
CAN 0 L	PIN B2	1002D GREEN
SIG COM	PIN B3	33 B WHITE
CAN 1 H	PIN C1	PLUGGED
UNI IN 1	PIN C2	429 LI GREEN
SIG COM	PIN C3	PLUGGED
CAN 1 L	PIN D1	PLUGGED
UNI IN 2	PIN D2	234 BROWN
SIG COM	PIN D3	PLUGGED
5V REF OUTPUT	PIN E1	PLUGGED
UNI IN 3	PIN E2	PLUGGED
SIG COM	PIN E3	PLUGGED
DIGITAL IN 1	PIN F1	281A GREEN
ANA IN 1	PIN F2	PLUGGED
SIG COM	PIN F3	PLUGGED
DIGITAL IN 2	PIN G1	283 A YELLOW
ANA IN 2	PIN G2	PLUGGED
SIG COM	PIN G3	PLUGGED
DIGITAL IN 3	PIN H1	222 PINK
ANA IN 3	PIN H2	PLUGGED
SIG COM	PIN H3	PLUGGED
DIGITAL IN 4	PIN J1	232 BLUE
DIGITAL IN 5	PIN J2	231 PURPLE
DIGITAL IN 6	PIN J3	482 TAN
POWER IN	PIN K1	121D RED
DIGITAL IN 7	PIN K2	481 GREEN
DIGITAL IN 8	PIN K3	431 PINK

DVC 710-2-18 LEFT

WIRES COMING INTO THIS CONNECTOR ARE 16 GA GXL

(+PWR) +POWER IN	PIN A1	121E RED
(+PWR) +POWER IN	PIN A2	121F RED
V OUT 1	PIN A3	PLUGGED
(HS1) HIGH SIDE 1	PIN B1	904 YELLOW
(HS2) HIGH SIDE 2	PIN B2	483 GREEN
PWM OUT 1	PIN B3	282 GREEN
(HS3) HIGH SIDE 3	PIN C1	484 TAN
(HS4) HIGH SIDE 4	PIN C2	485 ORG
PWM OUT 2	PIN C3	284 YELLOW
(HS5) HIGH SIDE 5	PIN D1	PLUGGED
(HS6) HIGH SIDE 6	PIN D2	PLUGGED
PWM OUT 3	PIN D3	PLUGGED
PWR COM	PIN E1	PLUGGED
V OUT 2	PIN E2	PLUGGED
V OUT 3	PIN E3	PLUGGED
(GND) GROUND	PIN F1	32D WHITE
(GND) GROUND	PIN F2	32E WHITE
(GND) GROUND	PIN F3	32F WHITE

DVC 710-1-30 RIGHT

WIRES COMING INTO THIS CONNECTOR ARE 16 GA GXL

(RXD) RECEIVE DATA	PIN A1	271 BROWN
(TXD) TRANSMIT DATA	PIN A2	272 PURPLE
(RTS) REQUEST TO SEND	PIN A3	273 ORANGE
CAN 0 H	PIN B1	1001 YEL
CAN 0 L	PIN B2	1002 GRN
SIG COM	PIN B3	33 WHITE
CAN 1 H	PIN C1	PLUGGED
UNI IN 1	PIN C2	281 TSS red
SIG COM	PIN C3	PLUGGED
CAN 1 L	PIN D1	PLUGGED
UNI IN 2	PIN D2	411 PURPLE
SIG COM	PIN D3	412 WHITE
5V REF OUTPUT	PIN E1	PLUGGED
UNI IN 3	PIN E2	424 GREEN
SIG COM	PIN E3	405 WHITE
DIGITAL IN 1	PIN F1	401 BROWN
ANA IN 1	PIN F2	423 YELLOW
SIG COM	PIN F3	PLUGGED
DIGITAL IN 2	PIN G1	402 YELLOW
ANA IN 2	PIN G2	404 GREEN
SIG COM	PIN G3	PLUGGED
DIGITAL IN 3	PIN H1	421 TAN
ANA IN 3	PIN H2	403 YELLOW
SIG COM	PIN H3	PLUGGED
DIGITAL IN 4	PIN J1	241 GREY
DIGITAL IN 5	PIN J2	242 TAN
DIGITAL IN 6	PIN J3	243 LT BLUE
POWER IN	PIN K1	121A RED
DIGITAL IN 7	PIN K2	422 BLUE
DIGITAL IN 8	PIN K3	413 ORANGE

DVC 710-1-18 RIGHT

WIRES COMING INTO THIS CONNECTOR ARE 16 GA GXL

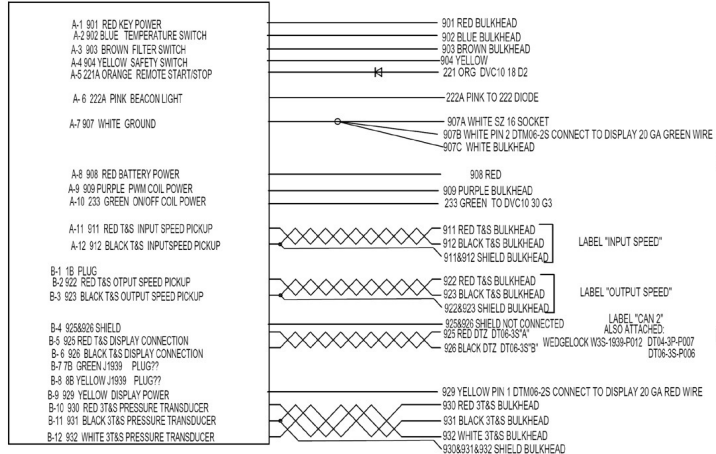
(+PWR) +POWER IN	PIN A1	121B RED
(+PWR) +POWER IN	PIN A2	121C RED
V OUT 1	PIN A3	PLUGGED
(HS1) HIGH SIDE 1	PIN B1	733 BROWN
(HS2) HIGH SIDE 2	PIN B2	733 YELLOW
PWM OUT 1	PIN B3	732 WHITE
(HS3) HIGH SIDE 3	PIN C1	721 TAN
(HS4) HIGH SIDE 4	PIN C2	723 GREY
(HS5) HIGH SIDE 5	PIN C3	722 WHITE
(HS6) HIGH SIDE 6	PIN D1	731 PINK
PWM OUT 2	PIN D2	221 ORG
PWM OUT 3	PIN D3	732 WHITE/RED
PWR COM	PIN E1	PLUGGED
V OUT 2	PIN E2	PLUGGED
V OUT 3	PIN E3	PLUG
(GND) GROUND	PIN F1	32A WHITE
(GND) GROUND	PIN F2	32B WHITE
(GND) GROUND	PIN F3	32C WHITE

CLUTCH DTM06-12SA

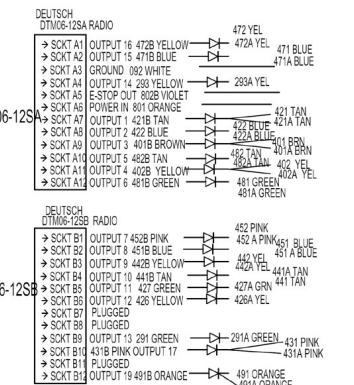
CLUTCH DTM06-12SB

5700917 CLUTCH CONTROLLER

PLUG UNUSED HOLES

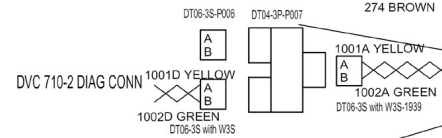
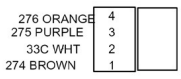


RADIO 5700748

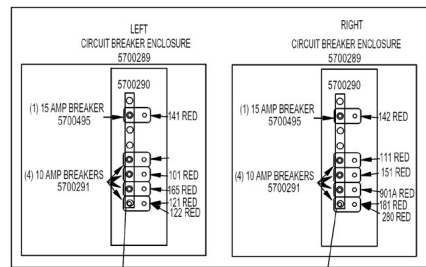
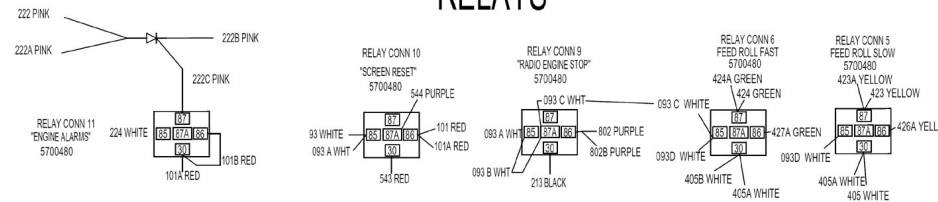


DEUTSCH 6-POLE RECEPTACLE HD10-6-96P

PLUG PINS E & F	D
273 ORANGE	C
272 PURPLE	B
33A WHT	A
271 BROWN	



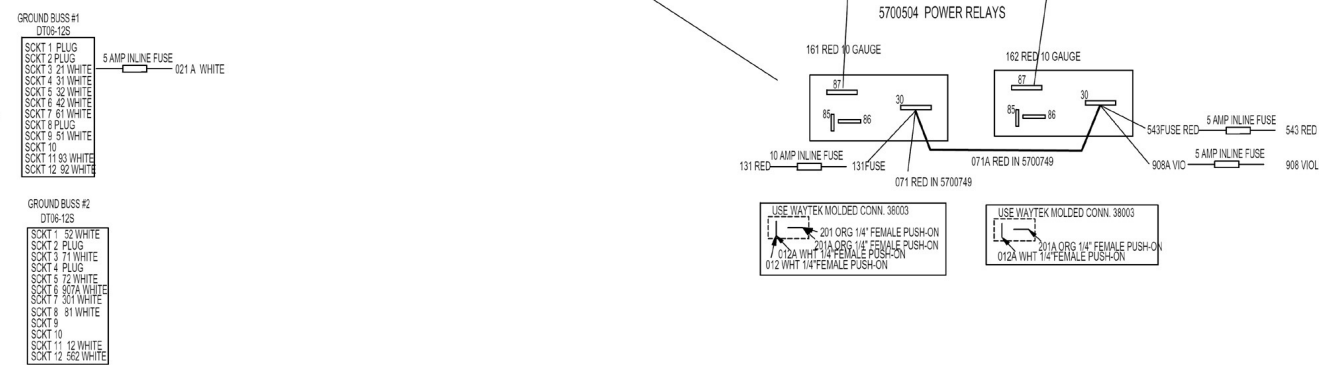
RELAYS



MODIFICATIONS

01/27/2011 ADDED 732A WHITE/RED

5700920 horizontal



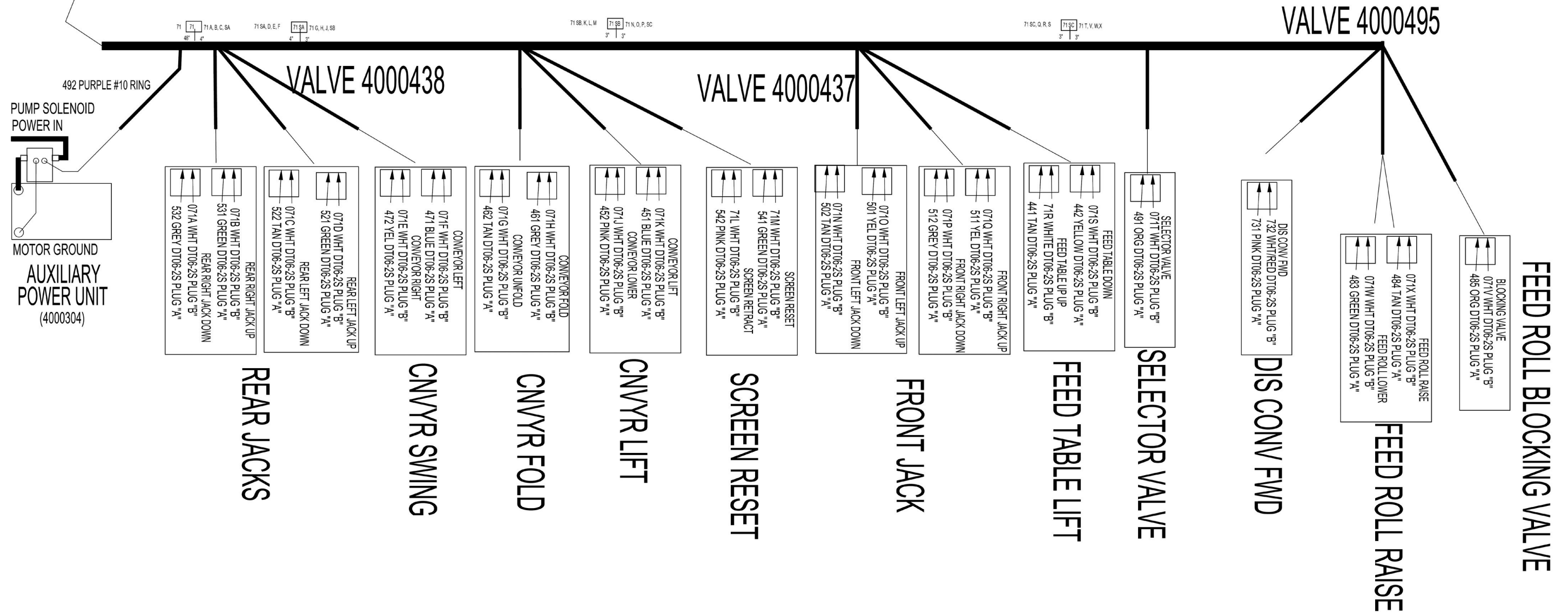
HD36-24-31 PT-059

- 1 731 PINK
- 2 071 WHT
- 3 441 TAN
- 4 442 YELLOW
- 5 451 BLUE
- 6 452 PINK
- 7 461 GREY
- 8 462 TAN
- 9 471 BLUE
- 10 472 YEL
- 11 483 GREEN
- 12 484 TAN
- 13 501 YEL
- 14 502 TAN
- 15 511 YEL
- 16 512 GREY
- 17 521 GREEN
- 18 522 TAN
- 19 531 GREEN
- 20 532 GREY
- 21 541 GREEN
- 22 542 PINK
- 23 PLUG
- 24 PLUG
- 25 571 YEL 25 PLUG
- 26 572 PINK 26 PLUG
- 27 491 ORANGE
- 28 492 PURPLE
- 29 485 ORG
- 30 PLUG
- 31 732 WHITE/RED

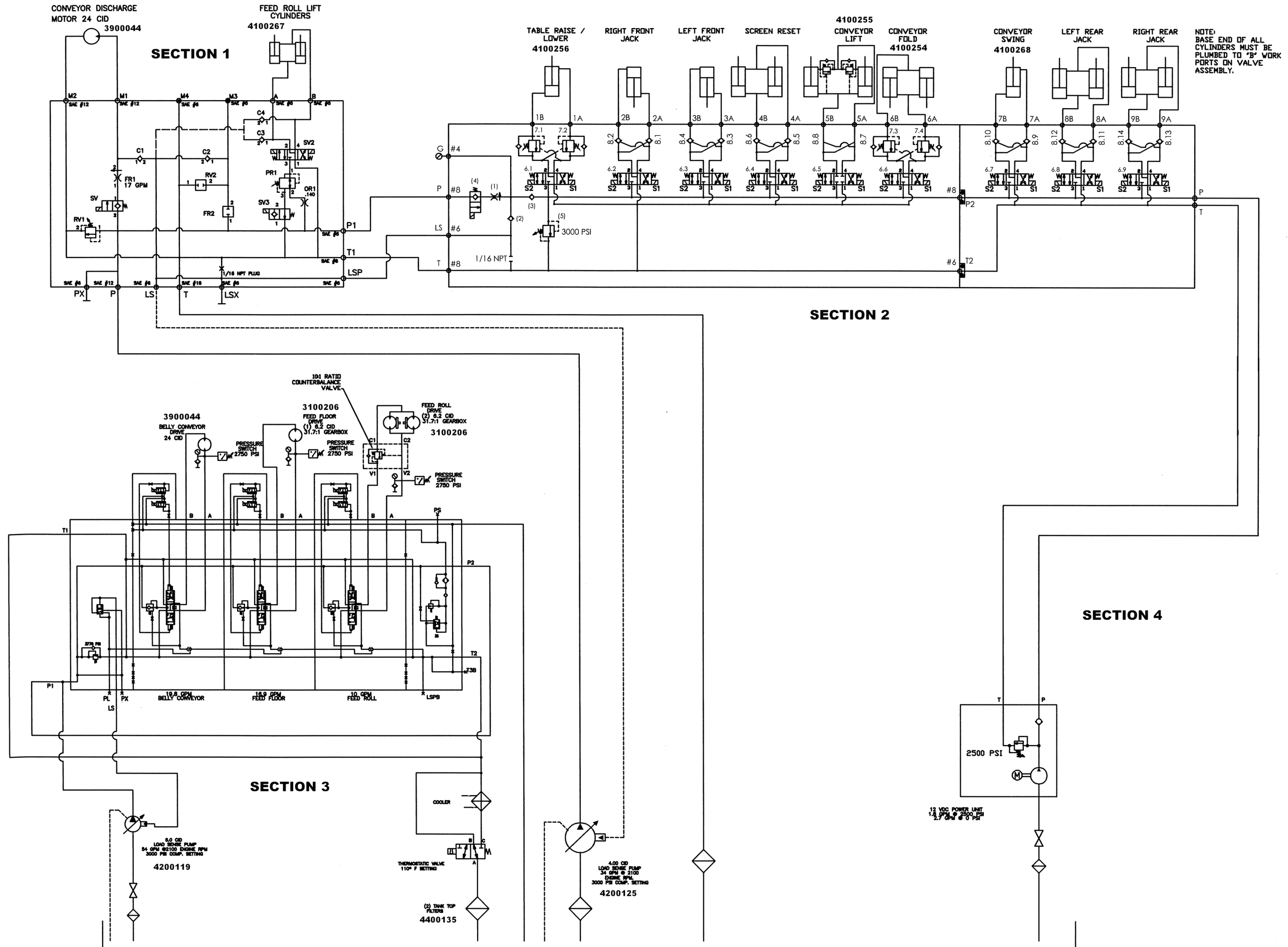
MODIFICATIONS

REV 0 10-05-2010
01/27/2011 732 WHT/RED ADDED.

5700921 5064 horizontal



MACHINE HYDRAULICS - EXPLOSION



CONVEYOR DISCHARGE
MOTOR 24 CID
3900044

FEED ROLL LIFT
CYLINDERS
4100267

SECTION 1

