



HD-10PTM *Series V*

**Industrial Tub Grinder
Serial Number HI0478 & Up**

Manual 2: Parts Reference





 **DURATECH[®]**
Clearing the Way for a Better Tomorrow



HD-10PTM *Series V*

Industrial Tub Grinder Serial Number HI0478 & Up

Manual 2: Parts Reference

DuraTech Industries International Inc.(DuraTech) has made every effort to assure that this manual completely and accurately describes the operation and maintenance of the HD-10PTM Industrial Tub Grinder as of the date of publication. DuraTech reserves the right to make updates to the machine from time to time. Even in the event of such updates, you should still find this manual to be appropriate for the safe operation and maintenance of your unit.

This manual, as well as materials provided by component suppliers to DuraTech are all considered to be part of the information package. Every operator is required to read and understand these manuals, and they should be located within easy access for periodic review.

 **DURATECH**[®] is a registered trademark of Duratech Industries International, Inc.

HD-10P is a trademark of Duratech Industries International, Inc.



 **DURATECH[®]**
Clearing the Way for a Better Tomorrow



Foreword

All personnel must read and understand before operating unit

DuraTech Industries International Inc.(DuraTech) has made every effort to assure that this manual completely and accurately describes the operation and maintenance of this Industrial Grinder as of the date of publication. DuraTech reserves the right to make updates to the machine from time to time. Even in the event of such updates, you should still find this manual to be appropriate for the safe operation and maintenance of your machine.

This manual, as well as materials provided by component suppliers to DuraTech Industries are all considered to be part of the information package. Every operator is required to read and understand these manuals. All manuals should be located within easy access for troubleshooting and periodic review.

Appropriate use of the unit

This Industrial Grinder is designed to grind wood waste and other materials, including grass clippings, leaves, construction and demolition debris, tree branches and tree trunks. It is **NOT** designed to grind rocks, steel, concrete, or the like.

Operator protection

As with all machinery, care needs to be taken by the operator in order to insure the safety of the operator and those in the surrounding area.



WARNING: Operators and those observing the operation of the Industrial Grinder are required to wear head, eye, and ear protection. No loose clothing is allowed.



TABLE OF CONTENTS

Manual 2: Parts Reference..... 1

MAIN FRAME ASSEMBLY 2

TUB DRIVE ASSEMBLY S.N. 0478 - 0533 4

TUB DRIVE ASSEMBLY S.N. 0534 & UP 6

CHAIN GUIDE ASSEMBLY 8

TUB PLATFORM ASSEMBLY 10

TUB ASSEMBLY 12

FLIP SIDE TUB ASSEMBLY 14

TUB ROLLER ASSEMBLY 16

PRESSURE ROLLER ASSEMBLY 18

HEAVY PRESSURE ROLLER ASSEMBLY (S/N 0569 AND UP) 18

ROTOR ASSEMBLY 20

ROTOR BEARING ASSEMBLY 22

ROTOR BOX ASSEMBLY 24

BELLY CONVEYOR SEALS 26

BELLY CONVEYOR ASSEMBLY 28

LOWER DISCHARGE CONVEYOR 30

UPPER DISCHARGE CONVEYOR 32

MAGNETIC ROLLER ASSEMBLY W/FIXED CHUTE 34

MAGNETIC ROLLER ASSEMBLY W/FOLDING CHUTE 36

TUB COVER FRAME ASSEMBLY 38

CONTROL PANEL ASSEMBLY 40

CONTROL BOX ASSEMBLY 41

GOVERNOR ASSEMBLY 42

BATTERY BOX ASSEMBLY 44

TUB CIRCUIT - STANDARD 46

TUB CIRCUIT - RADIO OPTION 47

CONVEYOR CIRCUIT - STANDARD 48

CONVEYOR CIRCUIT - RADIO OPTION 49

CONVEYOR CIRCUIT - TUB COVER OPTION 50

TUB ORBIT MOTOR WITH HYDRAULIC
HOSES AND FITTINGS 52

TUB ORBIT MOTOR WITH HYDRAULIC HOSES
AND FITTINGS FOR REMOTE RADIO 54

BELLY ORBIT MOTOR WITH HYDRAULIC HOSES AND FITTINGS 56

CONTROL PANEL: CONVEYOR RUN WITH
HYDRAULIC HOSES AND FITTINGS #1 58



TABLE OF CONTENTS

CONTROL PANEL: CONVEYOR RUN WITH HYDRAULIC HOSES AND FITTINGS #2	60
HYDRAULIC COOLER WITH HOSES AND FITTINGS	72
TUB TILT HYDRAULIC ASSEMBLY	62
HYDRAULIC CONVEYOR CYLINDER VALVES WITH HOSES AND FITTINGS	64
HYDRAULIC CONVEYOR CYLINDER VALVES WITH HOSES AND FITTINGS FOR REMOTE RADIO	66
HYDRAULIC CONVEYOR CYLINDERS WITH HOSES AND FITTINGS	68
HYDRAULIC PUMP WITH HOSES AND FITTINGS	70
TUB TILT HYDRAULIC ASSEMBLY	62
HYDRAULIC CONVEYOR CYLINDER VALVES WITH HOSES AND FITTINGS	64
HYDRAULIC CONVEYOR CYLINDER VALVES WITH HOSES AND FITTINGS FOR REMOTE RADIO	66
HYDRAULIC CONVEYOR CYLINDERS WITH HOSES AND FITTINGS	68
HYDRAULIC PUMP WITH HOSES AND FITTINGS	70
HYDRAULIC FILTERS WITH HOSES AND FITTINGS	74
HYDRAULIC TANK WITH HOSES AND FIXTURES	76
REAR CONVEYOR ORBIT MOTOR WITH HOSES AND FITTINGS	78
HYDRAULIC CYLINDER SEALS AND OTHER ITEMS	80
TUB COVER REAR VALVE - CYLINDER LINES	82
TUB COVER REAR VALVE - SUPPLY LINES	83
UPPER HYDRAULIC CYLINDERS	84
LOWER HYDRAULIC CYLINDERS	84
TUB COVER - UPPER & LOWER HYDRAULIC CYLINDERS	84
TUB COVER HYDRAULICS - PARTS LIST	85
CROSS VALVES - TWO SPOOL - 4000093 (O-RING)	86
CROSS VALVES - TWO SPOOL - 4000096	87
CROSS VALVES - ONE SPOOL - 4000095 (O-RING)	88



TABLE OF CONTENTS

CROSS VALVES - ONE SPOOL - 4000111	89
CROSS VALVES - ONE SPOOL - 4000128	90
FLOW CONTROL VALVE - CV98 - 4300064	91
HYDRAULIC TUBE CLAMP ASSEMBLIES	92
ORBIT MOTORS	94
24V SCHEMATIC BASIC PACKAGE	96
24V SCHEMATIC FOR REMOTE RADIO	97
24V SCHEMATIC FOR TUB COVER	98
MECHANICAL SWITCH GAUGE SCHEMATIC	100
MURPHY PANEL	101
POWER SUPPLY HARNESS 24V	102
RADIO HARNESS 24V	103
24V SCHEMATIC BASIC PACKAGE	104
TUB COVER WIRING HARNESS	105
RADIO REMOTE CONTROL	106
ROAD LIGHTS	108
CLUTCH LINKAGE	110
AIR BRAKE ASSEMBLY	112
AXLE ASSEMBLY	114
POWER SHAFT ASSEMBLY	116
ENGINE SHROUD 3306 ASSEMBLY	118
ENGINE SHROUD 3406 ASSEMBLY	120
GOOSENECK HITCH ASSEMBLY	122
DECALS	124
HD-10P Documentation Comment Form	127

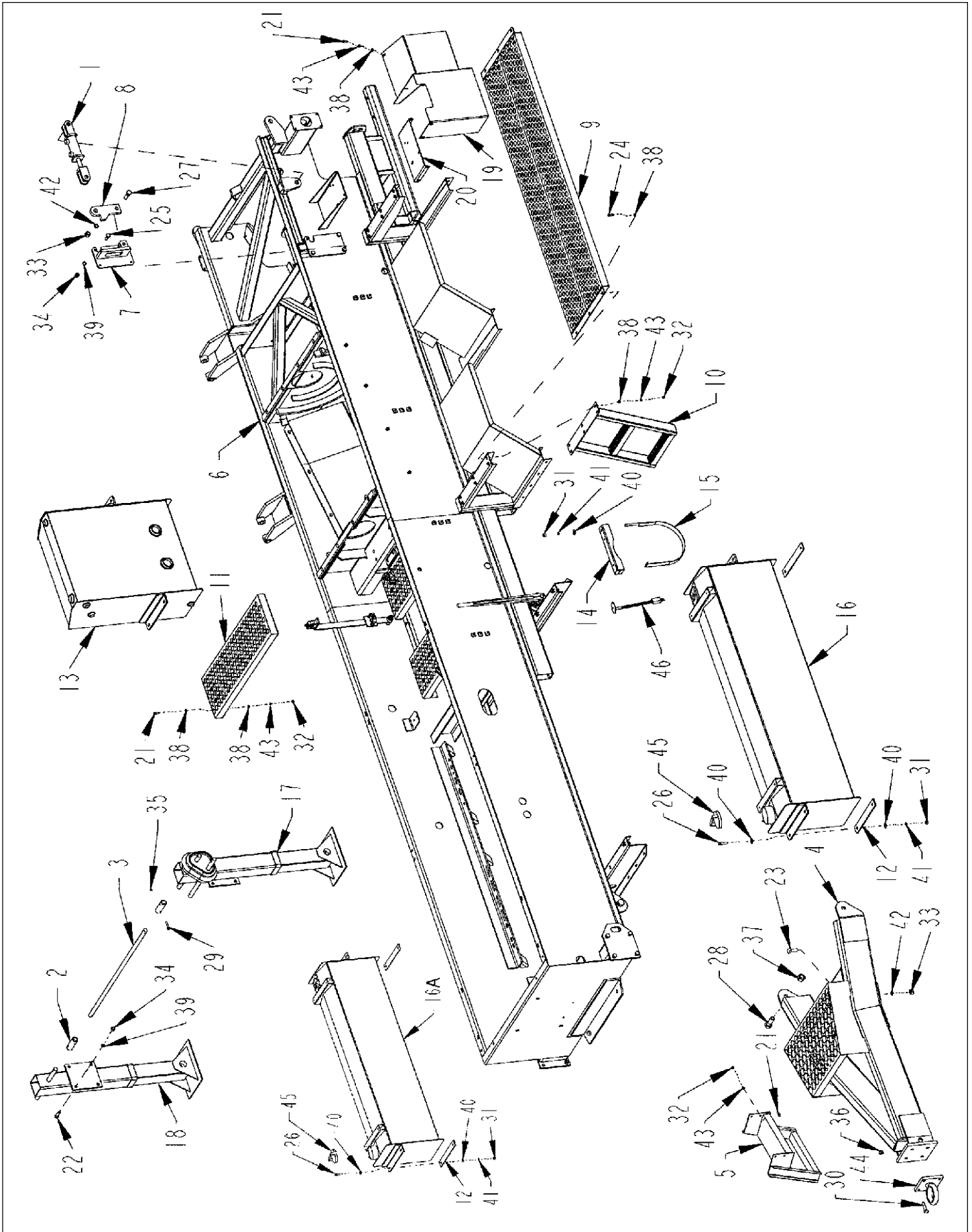


HD-10PTM *Series V*

**Industrial Tub Grinder
Serial Number HI0478 & Up**

Manual 2: Parts Reference

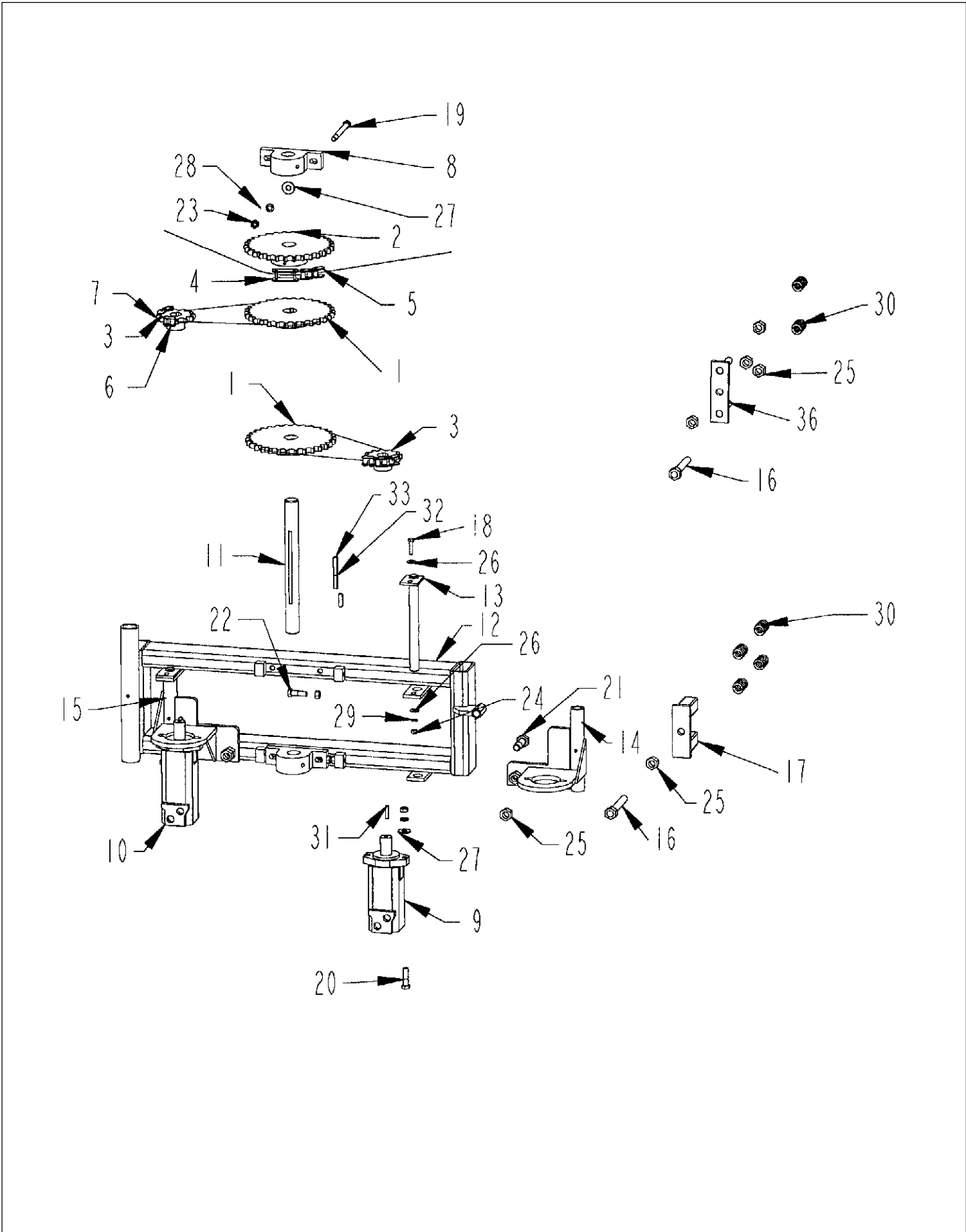
MAIN FRAME ASSEMBLY



MAIN FRAME ASSEMBLY

ITEM	PART	QTY.	PART DESCRIPTION
1	4100189	1	CYL\HYD\2X2-1/2\1-ROD
2	4700404	2	CROSS SHAFT COUPLER
3	4702065	1	SHFT\CPLR\JACK\DUAL\1X43
4	4702073	1	FRM\HITCH\PINTLE\USA
5	4702079	1	LADDER\SERVICE\RAD\HD10
6	4702088	1	FRM\MAIN\GRDR\HD1098
7	4702163	1	BRKT\HOOK\PLFRM\HD10
8	4702165	1	CAM\HOOK\PLFRM\HD10
9	4702170	1	DECK\SERVICE\HD10
10	4702171	1	LDDR\DECK\SERVICE\HD10
11	4702180	3	DECK\SERVICE\RTR\FRONT
12	4702182	6	CSHN\TANK\FUEL\HD1098
13	4702183	1	TANK\OIL\50GAL
14	4702240	2	BRKT\TANK\AIR\HD1098
15	4702268	2	STRAP\TANK\AIR\HD1098
16	4702269	1	TANK\FUEL\LH\HD1098
16A	4702662	1	TANK\FUEL\RH\HD1098
17	4702345	1	JACK\LH\FRM\MN\HD1098
18	4702346	1	JACK\RH\FRM\MN\HD1098
19	4702474	1	SHLD\VLV\HYD\REAR
19A	4702606	1	SHLD\VLV\HYD\REAR\ W/REMOTE (RADIO OPTION)
20	4702475	1	BRKT\SHLD\VLV\HYD\REAR
21	4800003	22	BOLT\HEX\3/8X1
22	4800010	8	BOLT\HEX\5/8X2
23	4800033	2	BOLT\HEX\3/4
24	4800098	25	BOLT\HEX\3/8X1-1/4\NC
25	4800106	4	BOLT\HEX\5/8X1-1/2
26	4800114	9	BOLT\HEX\1/2X2
27	4800115	3	BOLT\HEX\3/4X2-1/2
28	4800140	2	BOLT\HEX\1X3
29	4800146	4	BOLT\HEX\3/8X2
30	4800271	4	BOLT\HEX\5/8X2-1/2
31	4900001	13	NUT\HEX\1/2\NC
32	4900002	53	NUT\HEX\3/8\NC
33	4900004	3	NUT\HEX\3/4\NC
34	4900005	12	NUT\HEX\5/8\NC
35	4900023	4	NUT\HEX\3/8\NC
36	4900070	4	NUT\HEX\5/8\GR8\NC
37	4900127	2	NUT\TPLCK\1
38	5000001	84	WASH\FLAT\3/8
39	5000003	12	WASH\LOCK\5/8
40	5000004	23	WASH\FLAT\1/2
41	5000006	13	WASH\LOCK\1/2
42	5000012	3	WASH\LOCK\3/4
43	5000019	59	WASH\LOCK\3/8
44	7500309	1	PINTLE HITCH 4 BOLT
45	4501147	2	FLANGE\TUBE\FILL\TANK\FUEL
	4800620	6	SCR\CAP\ALN\6-32X3/8\BLK
	7500811	2	CAP\FUEL\5343-15\600SERS\W\LOWPRESS;RELIEF
46	7500669	1	GAUGE\SENDING\UNIT
Not Shown			
	5800002		5/16" SLIP HOOK
	1100128	6.5 FT	CHAIN\5/16\HIGH TEST
	4701241		GUIDE\SCRN\1/2\HD10
	4702912		TRCK\SCRN\1"\SCRN\HD10V
	4702913		SUP\SCRN\RTR\FRM\MN\HD10V
	7500852		EXTINGUISHER\FIRE\20LB\ABC\DRY\10A:80B:C\W/O MNT
	7500853		EXTINGUISHER\FIRE\BRKT\20LB

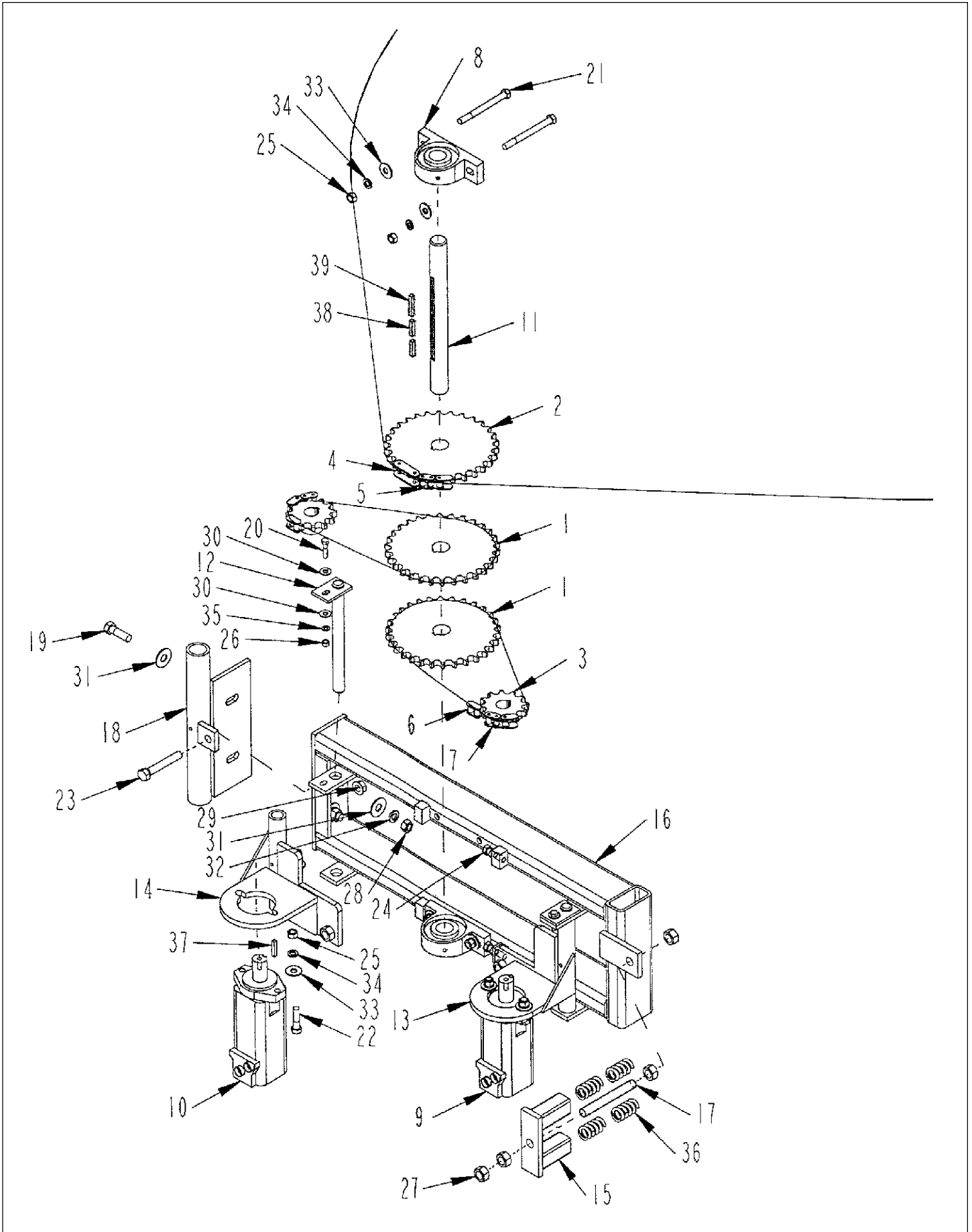
TUB DRIVE ASSEMBLY S.N. 0478 - 0533



TUB DRIVE ASSEMBLY S.N. 0478 - 0533

ITEM	PART	QTY.	PART DESCRIPTION
1	1000122	2	SPKT\80\B\30\1-1/2\3/8KW\1-1/2THRU
2	1000138	1	SPKT\80\B\30\1-1/2\3/8KW\2THRU
3	1000152	2	SPKT\80\B\12\1-1/4\5/16KW
4	1100070	1	CHAIN\2080\CL
5	1100094	1	CHAIN\2080\157
6	1100162	2	CHAIN\80H\CL
7	1100208	2	CHAIN\80H\45
8	2000501	2	BRG\PB\1-1/2\2BOLT
9	3900005	1	MTR\HYD\14.9\2000\SAE;A
10	3900010	1	MTR\HYD\24\2000\SAE;A
11	4701707	1	SHFT\DR\TUB\1-1/2X15-1/2
12	4702083	1	FRM\TIGHTENER\CHAIN\TUB
13	4702085	2	PIN\HINGE\BRKT\MOTOR\ORBIT
14	4702086	1	BRKT\MOTOR\ORBIT\LH\TUBDRIVE
15	4702087	1	BRKT\MOTOR\ORBIT\RH\TUBDRIVE
16	4702349	1	BOLT\FRM\DR\TUB\HD1098
17	4702666	1	BRKT\TNSN\SPG\FRM\DR\TUB
18	4800034	1	BOLT\HEX\3/8X1-1/2
19	4800077	4	BOLT\HEX\1/2X5-1/2
20	4800114	4	BOLT\HEX\1/2X2
21	4800115	2	BOLT\HEX\3/4X2-1/2
22	4800178	2	BOLT\HEX\1/2\1-3/4
23	4900001	10	NUT\HEX\1/2\NC
24	4900002	2	NUT\HEX\3/8\NC
25	4900004	6	NUT\HEX\3/4\NC
26	5000001	4	WASH\FLAT\3/8
27	5000004	8	WASH\FLAT\1/2
28	5000006	8	WASH\LOCK\1/2
29	5000019	2	WASH\LOCK\3/8
30	6100005	4	SPRNG\.249OT\13/16ID\1-5/16OD\2-3/8LOA
31	6200004	2	KEY\SQ\5/16X1-1/2
32	6200007	2	KEY\SQ\3/8X1-1/2
33	6200008	1	KEY\SQ\3/8X1-1/2
36	4702384	1	BRKT\DRIVE\TNSN\SPRING

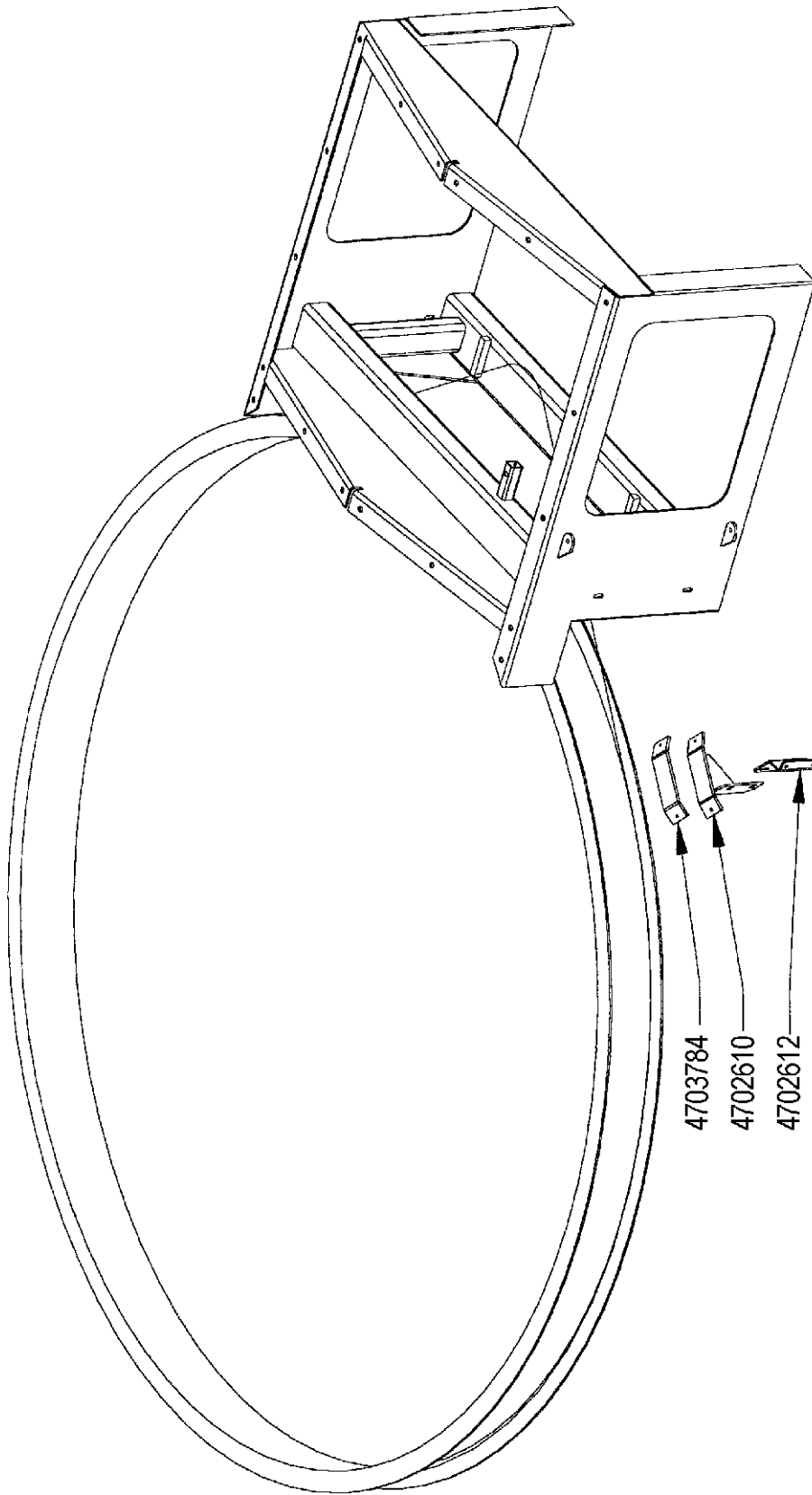
TUB DRIVE ASSEMBLY S.N. 0534 & UP



TUB DRIVE ASSEMBLY S.N. 0534 & UP

ITEM	PART	QTY.	PART DESCRIPTION
1	1000122	2	SPKT\80\B\30\1-1/2\3/8KW\1-1/2THRU
2	1000138	1	SPKT\80\B\30\1-1/2\3/8KW\2THRU
2A	1000232	1	SPKT\B\100\22\1-1/2\3/8KW(S/N0569 AND UP)
3	1000152	2	SPKT\80\B\12\1-1/4\5/16KW
4	1100070	1	CHAIN\2080\CL
4A	1100157	1	CHAIN\2100H\CL(S/N 0569 AND UP)
5	1100094	1	CHAIN\2080\157
5A	1100239	1	CHAIN\2100H\127LINKS+CL(S/N 0569 AND UP)
7	1100208	2	CHAIN\80H\45
8	2000501	2	BRG\PB\1-1/2\2BOLT
9	3900005	1	MTR\HYD\14.9\2000\SAE;A
10	3900010	1	MTR\HYD\24\2000\SAE;A
11	4701707	1	SHFT\DR\TUB\1-1/2X15-1/2
12	4702085	2	PIN\HINGE\BRKT\MOTOR\ORBIT
13	4702086	1	BRKT\MOTOR\ORBIT\LH\TUBDRIVE
14	4702087	1	BRKT\MOTOR\ORBIT\RH\TUBDRIVE
15	4702666	1	BRKT\TNSN\SPG\FRM\DR\TUB
16	4702704	1	FRM\TGHTR\CHAIN\DR\TUB
17	4702705	1	BOLT\TGHTR\FRM\DR\TUB
18	4702706	1	BRKT\FRM\TGHTR\CHAIN\DR\TUB
16+18	4702083		FRM\TIGHTENER\CHAIN\TUB
19	4800010	2	BOLT\HEX\5/8X2
20	4800034	2	BOLT\HEX\3/8X1-1/2
21	4800077	4	BOLT\HEX\1/2X5-1/2
22	4800114	4	BOLT\HEX\1/2X2
23	4800176	1	BOLT\HEX\5/8X4\FULL THRD
24	4800178	2	BOLT\HEX\1/2X1-3/4
25	4900001	8	NUT\HEX\1/2\NC
26	4900002	2	NUT\HEX\3/8\NC
27	4900004	6	NUT\HEX\3/4\NC
28	4900005	2	NUT\HEX\5/8\NC
29	4900110	1	NUT\FLG\SERR\5/8\NC
30	5000001	4	WASH\FLAT\3/8
31	5000002	4	WASH\FLAT\5/8
32	5000003	2	WASH\LOCK\5/8
33	5000004	6	WASH\FLAT\1/2
34	5000006	6	WASH\LOCK\1/2
35	5000019	2	WASH\LOCK\3/8
36	6100005	4	SPRNG\249OT\13/16ID\1-5/16OD\2-3/8LOA
37	6200004	2	KEY\SQ\5/16X1-1/2
38	6200007	2	KEY\SQ\3/8X1-1/2
39	6200008	1	KEY\SQ\3/8X2

CHAIN GUIDE ASSEMBLY



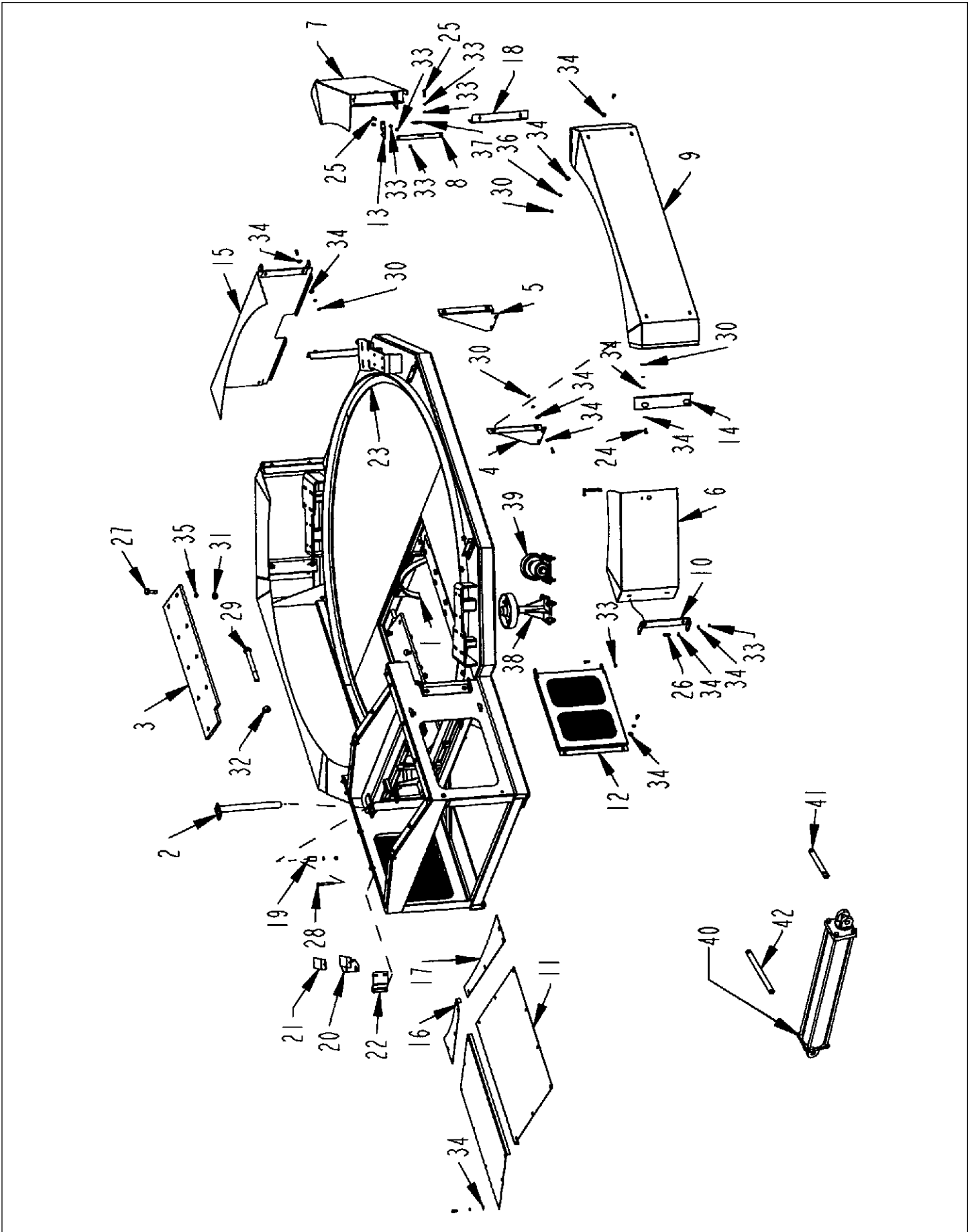
CHAIN GUIDE ASSEMBLY INSTRUCTIONS

1. Open right hand front tub roller shield.
2. Place assembly on right rear corner of tub deck drive frame.
3. With tension on the tub chain, slide assembly up until it just clears the chain.
4. Center punch and drill (2) 5/16" holes in corner of tub drive frame.
5. Fasten tub drive chain guide assembly to frame using 5/16" bolts, locks, and nuts.

CHAIN GUIDE ASSEMBLY

PART	QTY.	PART DESCRIPTION
4702631		CHAIN\GUIDE\TUB\KIT\UPDATE
4702610	1	BRACKET\GUIDE\CHAIN\TUB
4703784	1	PLASTIC\1/4X2-1/2\UHMW\PUNCHED
4702612	1	BRACKET\GUIDE\CHAIN

TUB PLATFORM ASSEMBLY



TUB PLATFORM ASSEMBLY

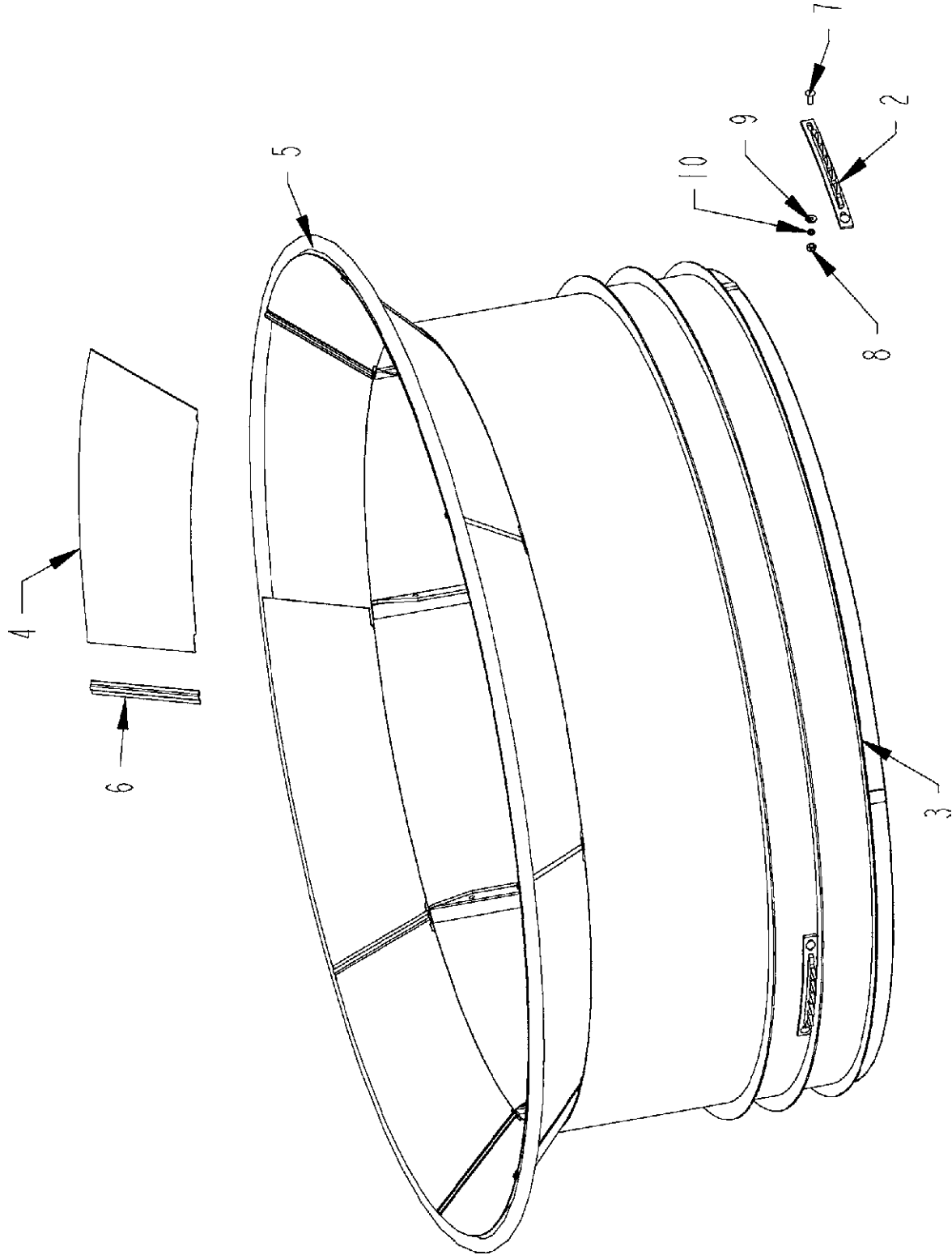
ITEM	PART	QTY.	PART DESCRIPTION
1	4701587	2	GUARD\TWINE\UPPER
2	4702084	1	PIN\HINGE\FRM\DRIVE\TUB
3	4702089	2	PL\HOLDDOWN\SCRN\PLFRM
4	4702091	2	BRKT\SHLD\CHAIN\TUB\SIDE\LH
5	4702092	2	BRKT\SHLD\CHAIN\TUB\SIDE\RH
6	4702132	2	SHLD\RLLR\TUB\LH
6A	4703410	2	SHLD\RLLR\TUB\LH(S/N 0569 AND UP)
7	4702133	2	SHLD\RLLR\TUB\RH
7A	4703412	2	SHLD\RLLR\TUB\RH(S/N 0569 AND UP)
8	4702134	4	LATCH\SHLD\RLLR\TUB
9	4702136	2	SHLD\CHAIN\TUB\SIDE
9A	4703411	2	SHLD\CHAIN\TUB\SIDE(S/N 0569 AND UP)
10	4702138	8	BRKT\SHLD\RLLR\TUB
11	4702186	2	SHLD\DR\TUB\TOP
12	4702229	2	DOOR\ACCESS\DRIVE\TUB
13	4702230	8	CATCH\LATCH\SHLD\RLLR\TUB
14	4702231	2	BRKT\LATCH\SHLD\RLLR\TUB\LH
15	4702232	1	SHLD\REAR\RLLR\TUB
16	4702277	1	CVR\DR\TUB\REAR\RH
17	4702351	1	CVR\DR\TUB\REAR\LH
18	4702406	2	BRKT\LATCH\SHLD\RLLR\TUB\RH
19	4703784	1	TUBE\KEEPER\FRM\DR\TUB
20	4702610	1	BRKT\GUIDE\CHAIN\TUB
21	4702611	1	PL\WEAR\GUIDE\CHAIN\TUB
22	4702612	1	BRKT\GUIDE\CHAIN
23	4702656	1	FRM\PLTFRM\GRDR\TILT\90DEG
23A	4701704	1	SEAL\TUB\FLR\34-3/4\HD10
23B	4702323	6	SEAL\TUB\FLR\43-1/2\HD10
24	4800003	78	BOLT\HEX\3/8X1
25	4800034	8	BOLT\HEX\3/8X1-1/2
26	4800098	8	BOLT\HEX\3/8X1-1/4\NC
27	4800115	18	BOLT\HEX\3/4X2-1/2
28	4800188	1	BOLT\HEX\1/2X2
29	4800601	2	BOLT\HEX\1X9\NC
30	4900002	40	NUT\HEX\3/8\NC
31	4900004	22	NUT\HEX\3/4\NC
32	4900015	2	NUT\NYLOCK\1\NC
33	4900023	40	NUT\HEX\3/8\NC
34	5000001	118	WASH\FLAT\3/8
35	5000012	18	WASH\LOCK\3/4
36	5000019	62	WASH\LOCK\3/8
37	6100073	4	SPRING\EXT\.55W X 1/2O.D. X 3
38	PRESRLLR1	1	PRESSURE ROLLER ASSEMBLY
39	TUBRLLR1	1	TUB ROLLER ASSEMBLY
40	4100144	1	CYL\HYD\4X30\1-3/4 ROD\
41	4701590	1	PIN\HINGE\PLFRM\FRM\MN
42	4701592	1	PIN\PIVOT\CYL\TILT\RODEND

NOT SHOWN

7500853

EXTINGUISHER\FIRE\BRKT\>

TUB ASSEMBLY



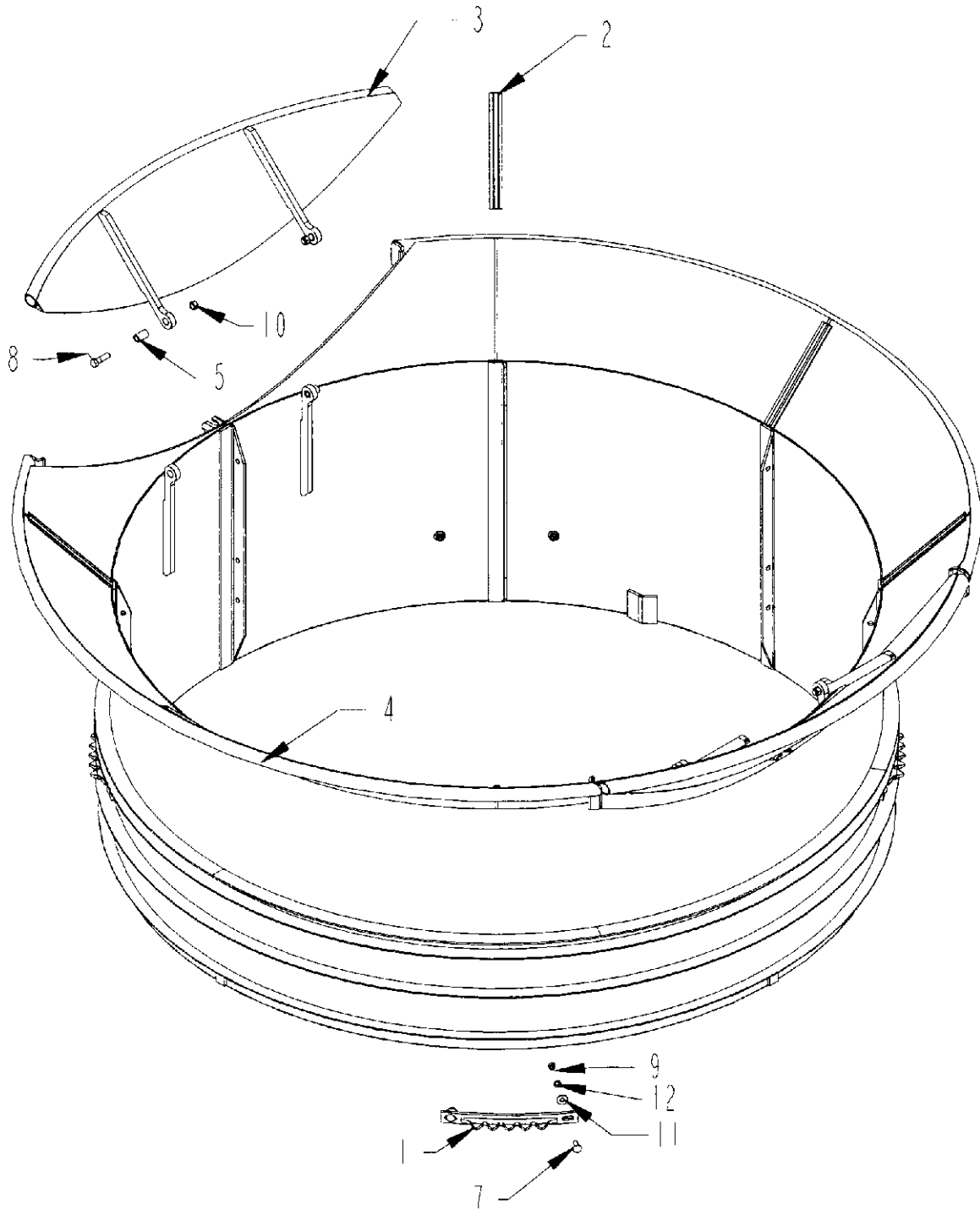
TUB ASSEMBLY

ITEM	PART	QTY.	PART DESCRIPTION
2	4500561	4	SPKT\TUB\TEETH
3	4702398	1	FLIP SIDE TUB
3A	4702924	1	FLIP-SIDE TUB ASSEMBLY
4	4701941	8	PETAL\TUB\HD10
5	4701965	1	RING\TUB\FLG\TOP
6	4701966	8	CHAN\SPLC\PETAL\TUB
7	4800061	8	BOLT\CRG\1/2X1-1/2\NC
8	4900001	8	NUT\HEX\1/2\NC
9	5000004	8	WASH\FLAT\1/2
10	5000006	8	WASH\LOCK\1/2

NOT SHOWN

4703416	CHAIN\KIT\DR\TUB
4702347	EXT\TUB\12"\KIT\HD10
4701536	EXT\NON-FOLDING\TUB\12"\HD10
4501355	SHIM\TUB\CHAIN\1/4X36

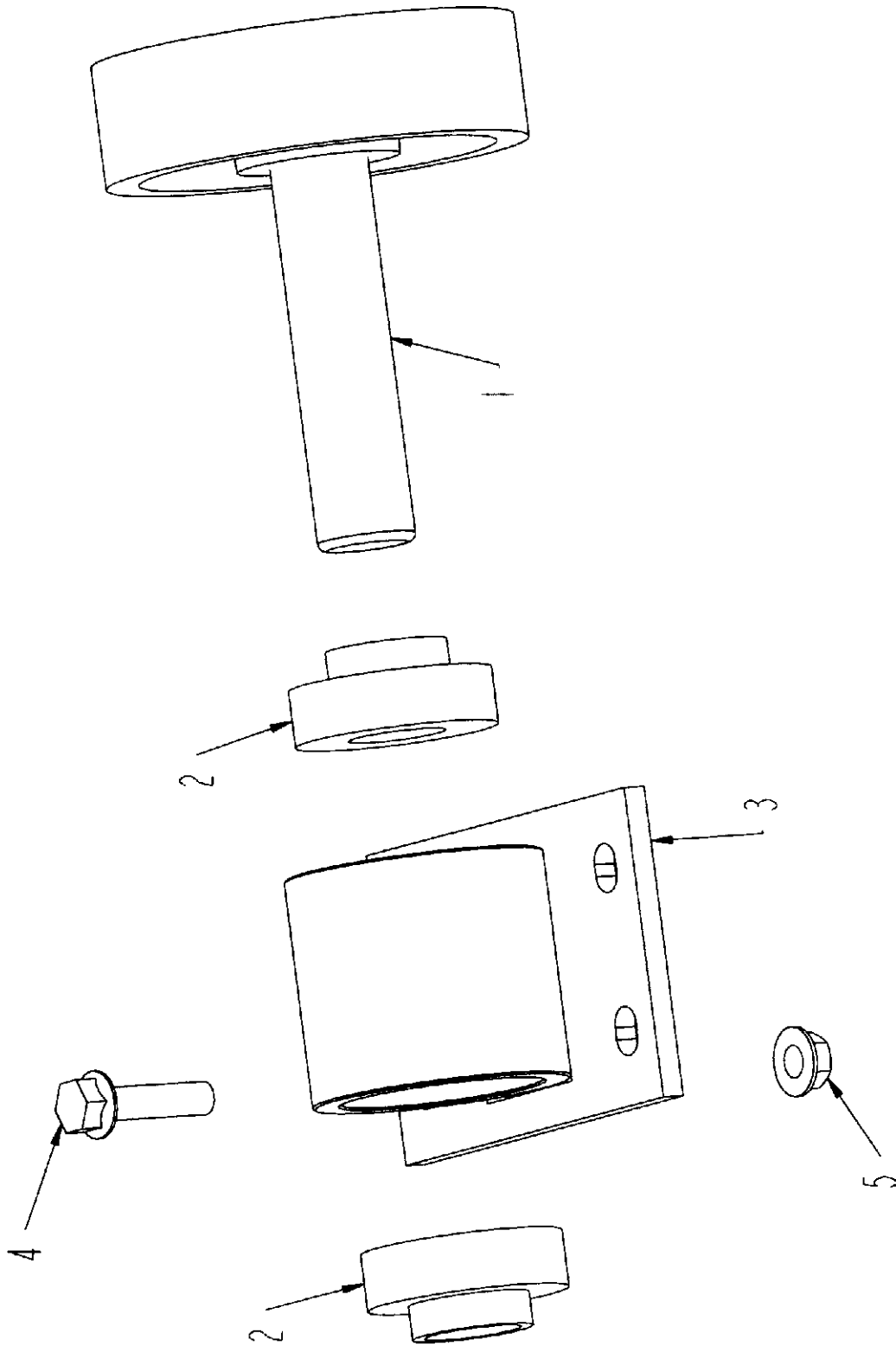
FLIP SIDE TUB ASSEMBLY



FLIP SIDE TUB ASSEMBLY

ITEM	PART	QTY.	PART DESCRIPTION
1	4500561	4	SPKT\TUB\TEETH(THRU S/N 0563)
1A	4703453	4	TUB DRIVE TEETH\2100H (S/N 0551, 0552, 0564 AND UP)
2	4701966	6	CHAN\SPLC\PETAL\TUB
3	4702397	2	FLARE\FLDG
4	4702398	1	FLIP SIDE TUB
4A	4702924	1	FLIP SIDE TUB ASSEMBLY(THRU S/N 0563)
4B	4703418	1	FLIP SIDE TUB ASSEMBLY(S/N 0551, 0552, 0564 AND UP)
5	4702904	4	BUSH\HINGE\FLR\TUB
6	4703418	1	TUB\ASSY\HD10\HVY CHN
7	4800061	8	BOLT\CRG\1/2X1-1/2\NC
8	4800350	4	BOLT\HEX\5/8X2-1/4
9	4900001	8	NUT\HEX\1/2\NC
10	4900012	4	NUT\TPLCK\5/8\NC
11	5000004	8	WASH\FLAT\1/2
12	5000006	8	WASH\LOCK\1/2

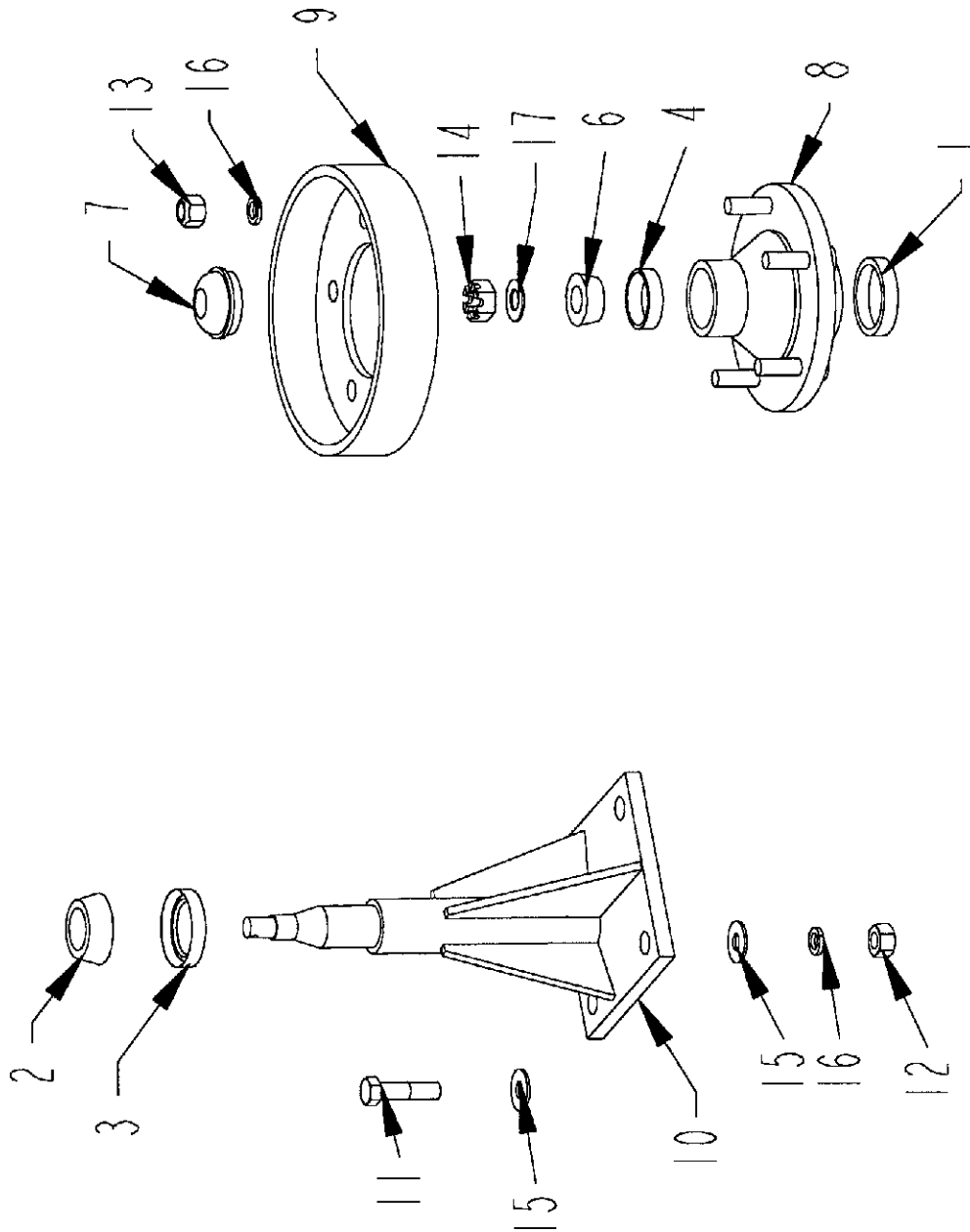
TUB ROLLER ASSEMBLY



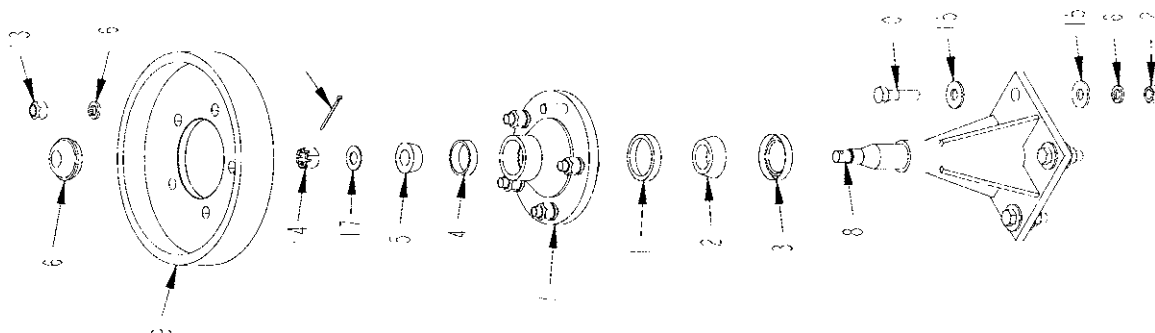
TUB ROLLER ASSEMBLY

ITEM	PART	QTY.	PART DESCRIPTION
1	1200013	1	RLLR\TUB\1-1/2\W/O FLANGE
2	2000078	2	BRG\CYL\1-1/2\SET;SCR
3	4702007	1	BRG\PB\RLLR\TUB\ASY\W/BEARING INSERTS
4	4800930	4	BOLT\FLG\SERR\1/2X2\NC
5	4900100	4	NUT\FLG\TPLCK\1/2\NC

PRESSURE ROLLER ASSEMBLY



HEAVY PRESSURE ROLLER ASSEMBLY (S/N 0569 AND UP)



PRESSURE ROLLER ASSEMBLY

ITEM	PART	QTY.	PART DESCRIPTION
	4700886		PRESSURE ROLLER COMP. 11" includes items 1-10, 13,14,16 (5),17, and cotter key
1	2900004	1	CUP\INNER\WHEEL HUB
2	2900018	1	CONE\WHEELHUB
3	2900055	1	SEAL\WHEEL HUB
4	2900056	1	CUP\OUTER\WHEEL HUB
5	2900057	1	HUB\5-BOLT\985\COMPLETE includes items 1-8,13,14,17
6	2900061	1	CONE\OUTER\WHEEL HUB
7	2900064	1	CAP\WHEEL HUB
8	2900138	1	HUB\WITH CONES\W\NUTS
9	4700115	1	PRESSURE DRUM
10	4700235	1	PRESSURE ROLLER STAND 11 SP
11	4800114	4	BOLT\HEX\1/2X2
12	4900001	4	NUT\HEX\1/2\NC
13	4900094	5	NUT\TAPER\WHEEL\1/2\NF
14	4900112	1	NUT\SLOT\5/8\NF
15	5000004	8	WASH\FLAT\1/2
16	5000006	9	WASH\LOCK\1/2
17	5000094	1	WASH\SPINDLE\5/8

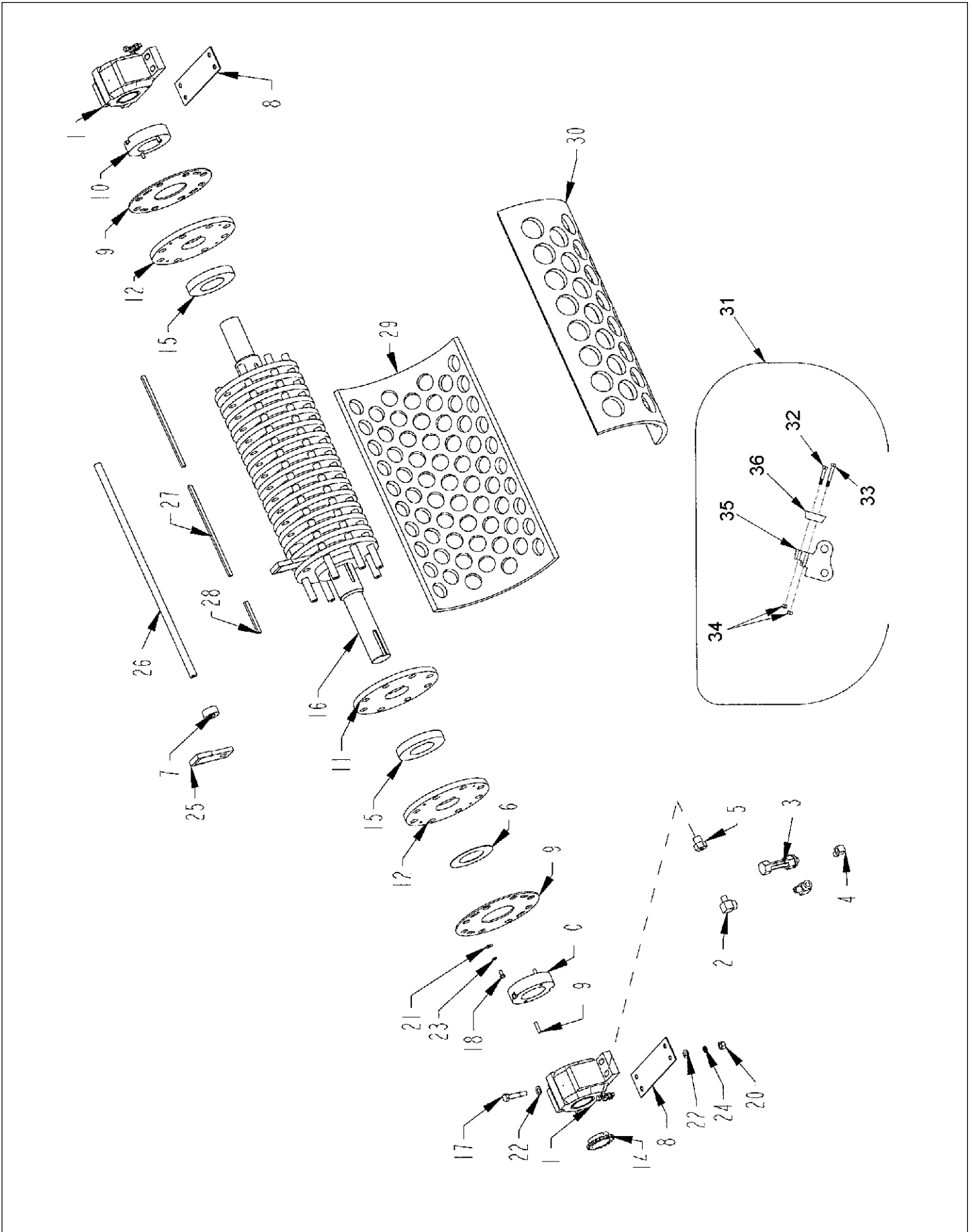
Not Shown

	4800172	1	PIN\COTTER\1/8X2
--	---------	---	------------------

HEAVY PRESSURE ROLLER ASSEMBLY (S/N 0569 AND UP)

ITEM	PART	QTY.	PART DESCRIPTION
	4702068		RLLR\PRESS\HVY\10.75\COMP includes items 1-9, 11, 13, 14, 16(5), 17
1	2900004	1	CUP\INNER\WHEEL HUB
2	2900018	1	CONE\OUTER\WHL;HUB(67048
3	2900055	1	SEAL\WHEEL HUB
4	2900056	1	CUP\OUTER\WHEEL HUB
5	2900061	1	CONE\OUTER\WHEEL HUB
6	2900064	1	CAP\WHEEL HUB
7	2900057	1	HUB\WITH CONES\W\NUTS includes items 1-6, 13, 14, 17
8	4702058	1	BRKT\RLLR\PRESS\11\CENTR
9	4702059	1	RLLR\PRESS\HEAVY\10-3/4
10	4800114	4	BOLT\HEX\1/2X2
11	4800172	1	PIN\COT\1/8X2
12	4900001	4	NUT\HEX\1/2\NC
13	4900094	5	NUT\TAPER\WHEEL\1/2\NF
14	4900112	1	NUT\SLOT\5/8\NC
15	5000004	8	WASH\FLAT\1/2
16	5000006	9	WASH\LOCK\1/2
17	5000094	1	WASH\SPINDLE\5/8

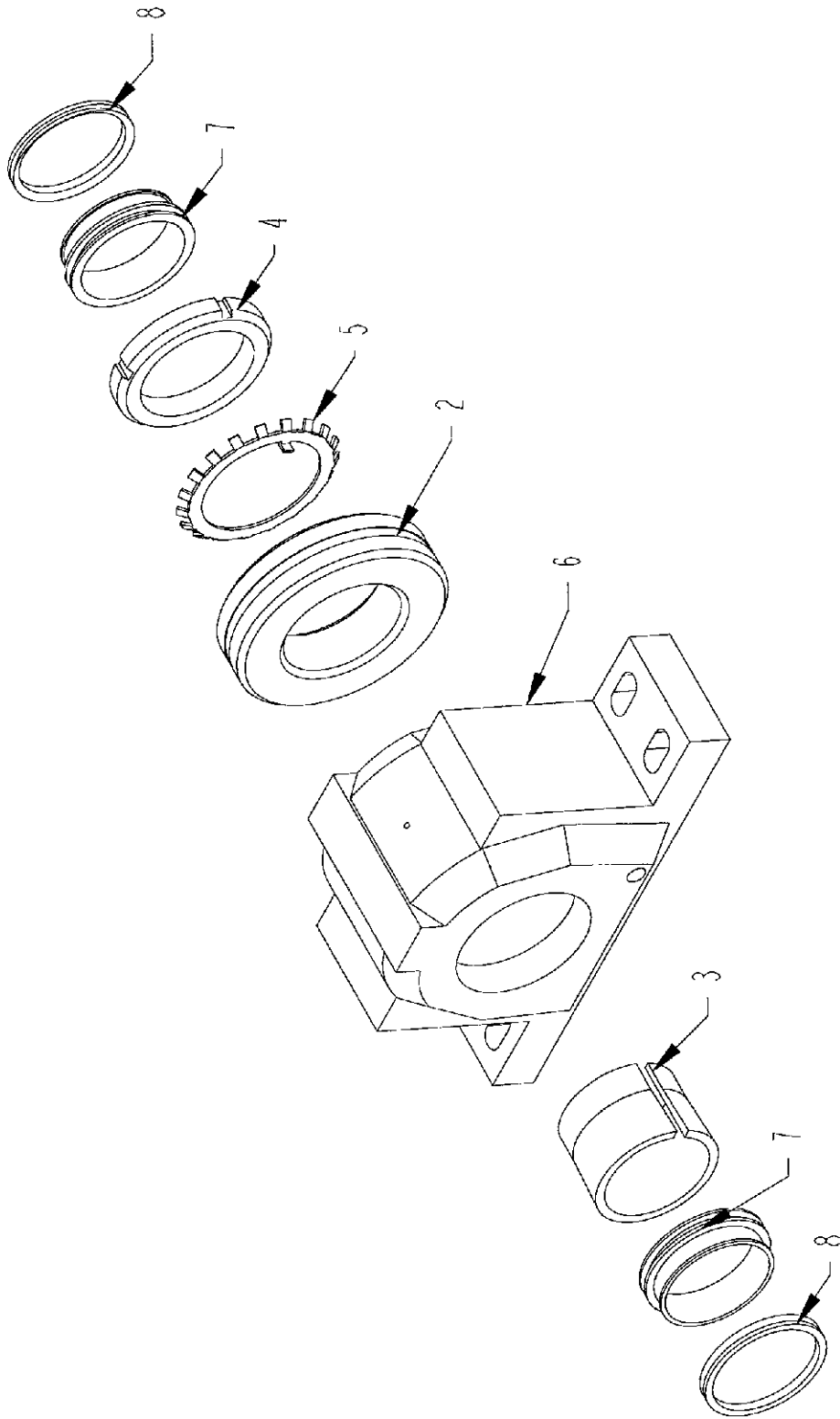
ROTOR ASSEMBLY



ROTOR ASSEMBLY

ITEM	PART	QTY.	PART DESCRIPTION
1	2000525	2	BRG\PB\3-1/2\NEW STYLE
2	3800111	4	FTG\LUB\1/8MPX1/8FP\90D
3	3800243	2	FTG\LUB\1/8MP\VENTED SIGHT GLASS
4	3800248	2	FTG\LUB\1/8MPX1/8FP\90D
5	3800242	2	FTG\3/8MPX1/8FP\BUSH
6	4700033	1	WASHER\THRUST\8X4-9/16
7	4700470	66	SPCR\SHOCK\1.29IDX1.25
8	4700513	2	SHIMBRG\7GAX4-1/2X5
9	4700519	2	PL\RTR\MVBL\8.030IDX1/4
10	4700598	2	NUT\RTR\4-1/2IDX2
11	4700667	17	PL\RTR\4-1/2IDX1
12	4700668	2	PL\RTR\END\TPPD\4-1/2IDX1
13	4702383	1	RTR\NEW\43X1.25RD\1PLT\3.5BRG w/out hammers, rods, or bearings
14	4700702	1	SPKT\60\20\3-1/2\SENSOR
15	4700716	18	SPCR\RTR\1.373\8.6ODX4.5ID
16	4700788	1	SHFT\RTR\4-1/2X68-3/8\3.5BRG\SN276
17	4800063	8	BOLT\HEX\3/4X4
18	4800085	8	BOLT\HEX\1/2X1
19	4800272	4	SCR\SET\ALN\1/2X2\NC
20	4900004	8	NUT\HEX\3/4\NC
21	5000004	8	WASH\FLAT\1/2
22	5000005	16	WASH\FLAT\3/4
23	5000006	8	WASH\LOCK\1/2
24	5000012	8	WASH\LOCK\3/4
25	5200108	66	HAMMER\SWING\3/4X3
25OPTION	5200109	66	HAMMER\SWING\1X3\SUPREME
26	5300104	8	43X1-1/4 HAMMER ROD
27	6200034	2	KEY\RECT\1/2X5/8X18-1/4
28	6200035	1	KEY\RECT\1/2X5/8X6-1/4
29	3SCRN	1	SCRN\3
30	4SCRN	1	SCRN\4
31	5200107		FIXED HAMMER_COMPLETE
32	4800572	1	BOLT\HEX\5/8X3-1/2\NF\GR8
33	4800573	1	BOLT\HEX\5/8X4-1/2\NF\GR8
34	4900143	2	NUT\TOPLOCK\5/8\NF\GR8
35	5200105	1	HMMR\FIXED\BASE\2-BOLT
36	5200174	1	HMMR\TIP\2-BOLT\KENNAMTL
NOT SHOWN			
	4701795		SCREEN HOLDDOWN
	4702660		PLATE\GEYSER\HD10 SERIES V
SCREEN OPTIONS			
PART	DESCRIPTION		
4701696	SCREEN 1" HOLE 1/2" MAT W/DOUBLER		
4702621	SCREEN 1-1/2" HOLE 1/2" MAT W/DOUBLER		
4701521	SCREEN 2" HOLE 1" THICK		
4701522	SCREEN 3" HOLE 1" THICK		
4701523	SCREEN 4" HOLE 1" THICK		
4701524	SCREEN 5" X 7" HOLE 1" THICK		
4701823	SCREEN 6" X 8" HOLE 1" THICK		

ROTOR BEARING ASSEMBLY



ROTOR BEARING ASSEMBLY

ITEM	PART	QTY.	PART DESCRIPTION
1	2000525	1	BRG\PB\3-1/2\NEW STYLE
2	2000040	1	BRG\3-1/2
6	2000523	1	BRG\PB\HSNG\3-1/2
	2000041	1	SLV,NUT,WASH\3-1/2

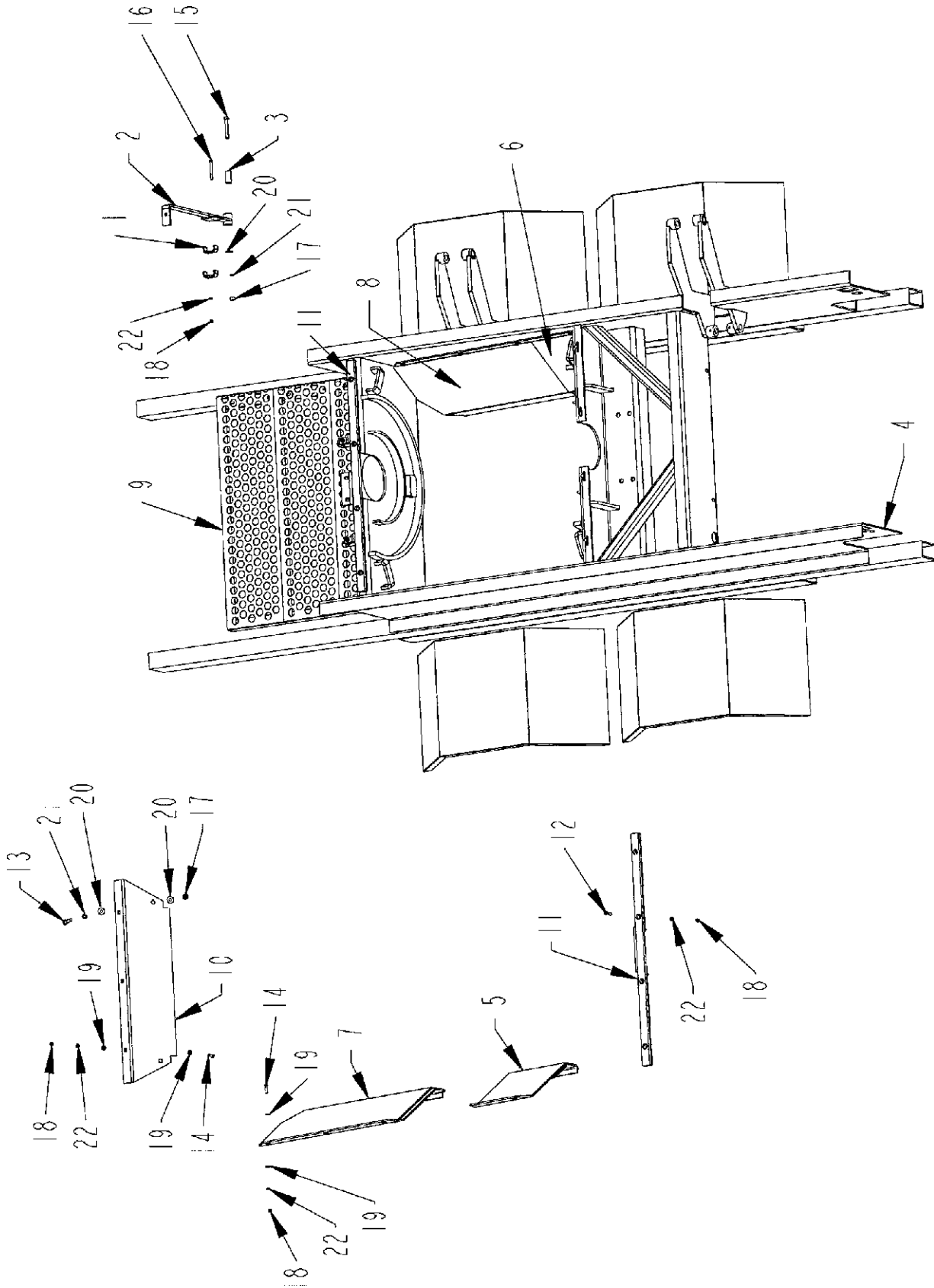
COMPONENTS FOR PART #2000041

3		1	SLEEVE
4		1	LOCKNUT
5		1	LOCKWASHER
	2001010	2	SEAL\GREASE;OIL\3-1/2

COMPONENTS FOR PART #2001010

7		2	E RING
8		2	V RING

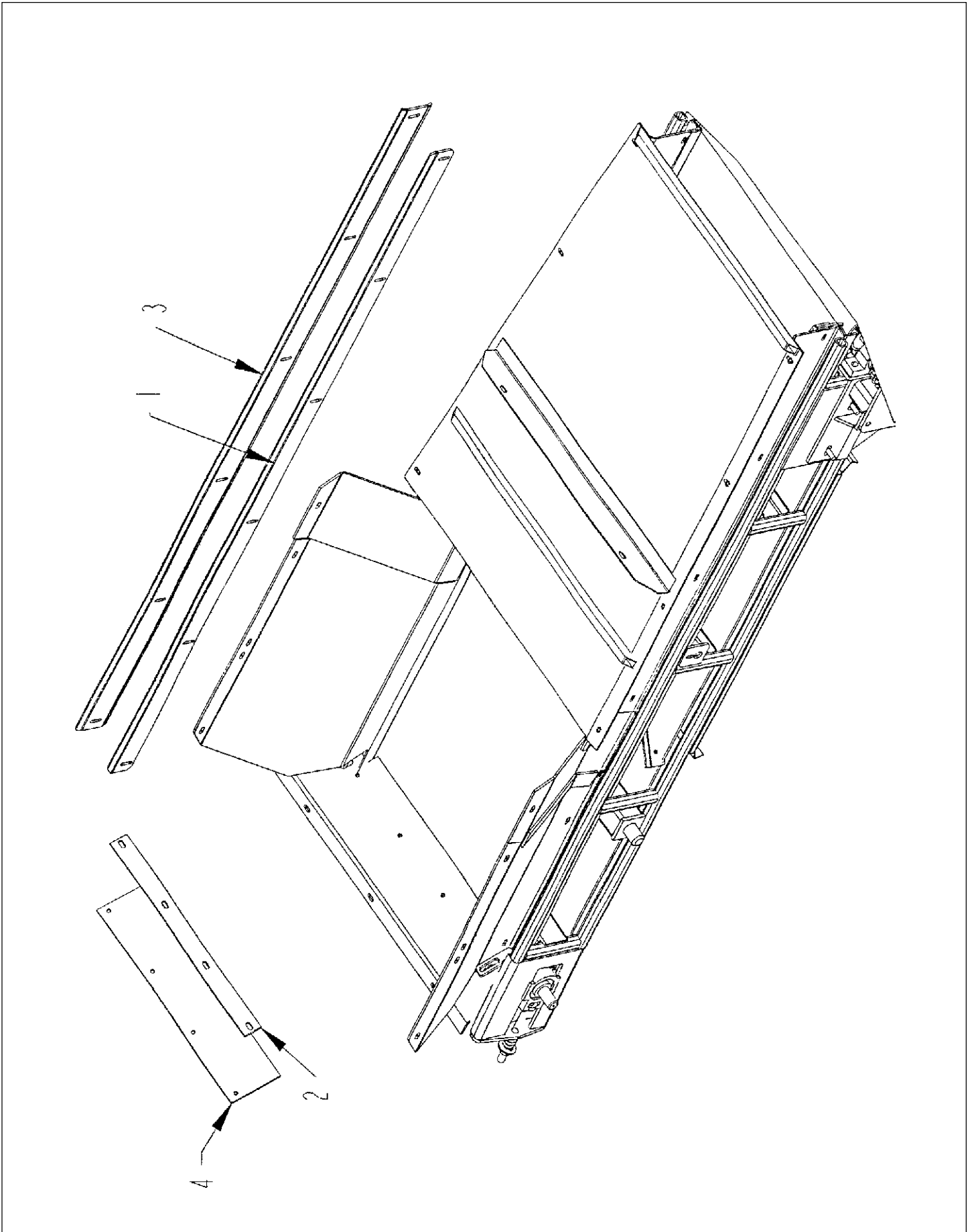
ROTOR BOX ASSEMBLY



ROTOR BOX ASSEMBLY

ITEM	PART	QTY.	PART DESCRIPTION
1	4700777	8	CLMP\HOSE\1/2
2	4701572	1	GUIDE\HOSE\PLFRM;ASSY\FRM
3	4701718	1	BUSH\MNT\ARM\GUIDE\HOSE
4	4702088	1	FRM\MAIN\GRDR\HD1098
5	4702157	1	DFLCTR\IN\REAR\LH\CNVYR\BELLY
6	4702158	1	DFLCTR\IN\REAR\RH\CNVYR\BELLY
7	4702159	1	DFLCTR\IN\FRNT\LH\CNVYR\BELLY
8	4702160	1	DFLCTR\IN\FRNT\RH\CNVYR\BELLY
9	4702180	3	DECK\SERVICE\RTR\FRONT
10	4702194	1	PL\SEAL\FRONT\CNVYR\BELLY
11	4702324	2	SEAL\BOX\CYL\HD1098
12	4800034	8	BOLT\HEX\3/8X1-1/2
13	4800070	2	BOLT\HEX\1/2X2-1/2
14	4800098	11	BOLT\HEX\3/8X1-1/4\NC
15	4800135	1	BOLT\HEX\1/2X3-1/2
16	4800515	4	BOLT\HEX\3/8X3-1/4\NC
17	4900001	3	NUT\HEX\1/2\NC
18	4900002	23	NUT\HEX\3/8\NC
19	5000001	30	WASH\FLAT\3/8
20	5000004	5	WASH\FLAT\1/2
21	5000006	3	WASH\LOCK\1/2
22	5000019	23	WASH\LOCK\3/8

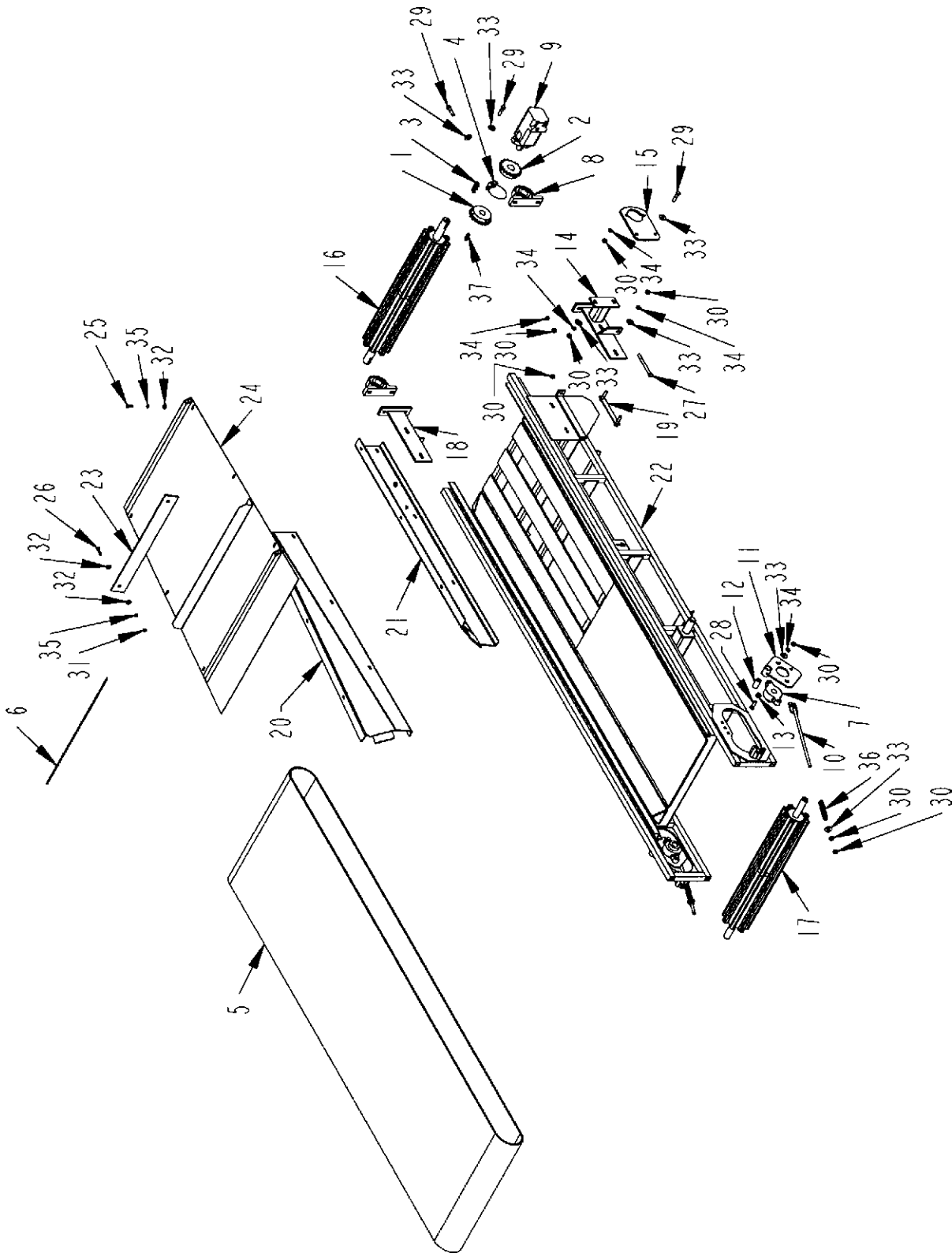
BELLY CONVEYOR SEALS



BELLY CONVEYOR SEALS

ITEM	PART	QTY.	PART DESCRIPTION
1	4501261	2	DBLR\SEAL\CNVYR\BELLY
2	4501289	1	BRKT\SEAL\MATL\CNVYR\FRONT
3	4702640	2	PL\SEAL\CNVYR\BELLY\SIDE
4	4501288	1	SEAL\MATL\CNVYR\BELLY\FRONT
	4702950		BRKT\SEAL\KIT\CNVYR
	4702643		SEAL\CNVYR\BELLY\KIT\HD10

BELLY CONVEYOR ASSEMBLY



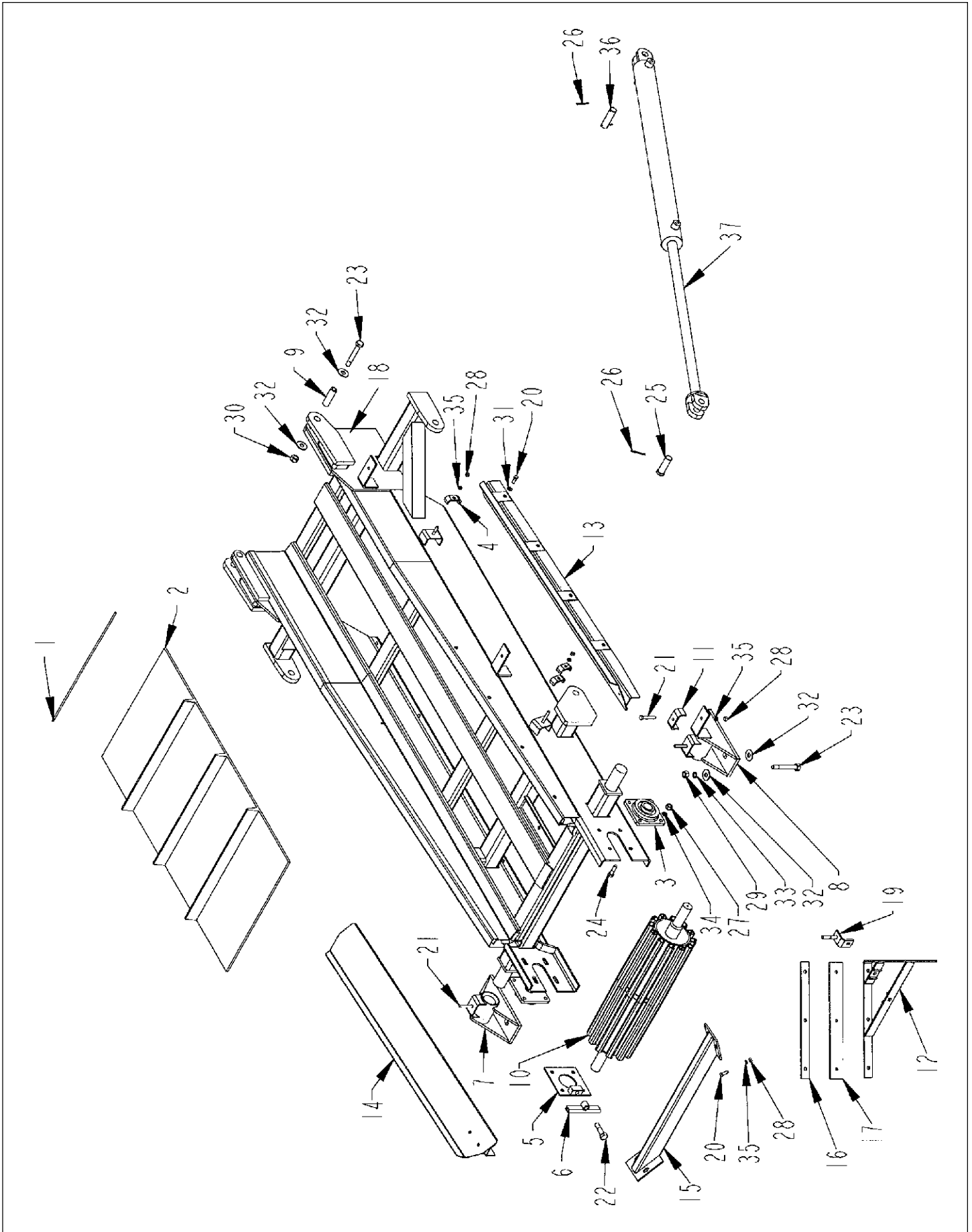
BELLY CONVEYOR ASSEMBLY

ITEM	PART	QTY.	PART DESCRIPTION
1	1000054	1	SPKT\60\B\18\1-1/4\5/16KW
2	1000081	1	SPKT\60\B\18\1-1/2\3/8KW
3	1100064	1	CHAIN\60DBL\CL
4	1100066	1	CHAIN\60DBL\17
5	1700031	1	BELT\BELLY;PAN\30X18\3/4CLEAT
6	1700051	1	LCNG\CBL\3/16X30\NYL
6	1700131	1	LCNG\PIN\R-2\30\PURCH
7	2000301	2	BRG\FLG\CAST\1-1/4\2BOLT
8	2000501	2	BRG\PB\1-1/2\2BOLT
9	3900014	1	MTR\HYD\9.6\2000\1-1/4SH
10	4700525	2	ROD\ADJ\RLLR\IDLER
11	4700526	2	BRKT\BRNG\RLLR\IDLER
12	4700532	2	BUSH\BRKT\BRNG\IDLER
13	4700533	2	BUSH\ROD\ADJ\1X.517X3/8
14	4701539	1	BRKT\SLIDE\BRNG\DR\LH\CNVYR\BELLY
15	4701540	1	BRKT\MTR\ORBIT\CNVYR\BELLY
16	4701541	1	RLLR\DRIVE\39-3/4X6\CNVYR\BELLY
17	4701542	1	RLLR\IDLER\39X6\CNVYR\BELLY
18	4701694	1	BRKT\SL\BRNG\DR\RH\CNVYR\BELLY
19	4701695	2	BRKT\TGHTNER\RLLR\CNVYR\BELLY
20	4702155	1	CHAN\COV\CNVYR\BELLY\LH
21	4702156	1	CHAN\COV\CNVYR\BELLY\RH
22	4702178	1	FRM\CNVYR\BELLY\HD1098
23	4702937	1	BRKT\COV\CNVYR
24	4702939	1	COV\CNVYR\BELLY
25	4800003	6	BOLT\HEX\3/8X1
26	4800034	2	BOLT\HEX\3/8X1-1/2
27	4800077	1	BOLT\HEX\1/2X5-1/2
28	4800082	4	BOLT\HEX\1/2X1-1/2
29	4800114	12	BOLT\HEX\1/2X2
30	4900001	20	NUT\HEX\1/2\NC
31	4900002	2	NUT\HEX\3/8\NC
32	5000001	10	WASH\FLAT\3/8
33	5000004	19	WASH\FLAT\1/2
34	5000006	15	WASH\LOCK\1/2
35	5000019	8	WASH\LOCK\3/8
36	6100027	2	SPRING\COMPRESSION
37	6200007	1	KEY\SQ\3/8X1-1/2

NOT SHOWN

1700053	LCNG\FSTNR\187\W\STPLS\30
1700130	LCNG\R-2\30\PURCH
1700132	LCNG\RIVET\R-2\PURCH
1700137	LCNG\TOOL\R-2\41213\APP

LOWER DISCHARGE CONVEYOR



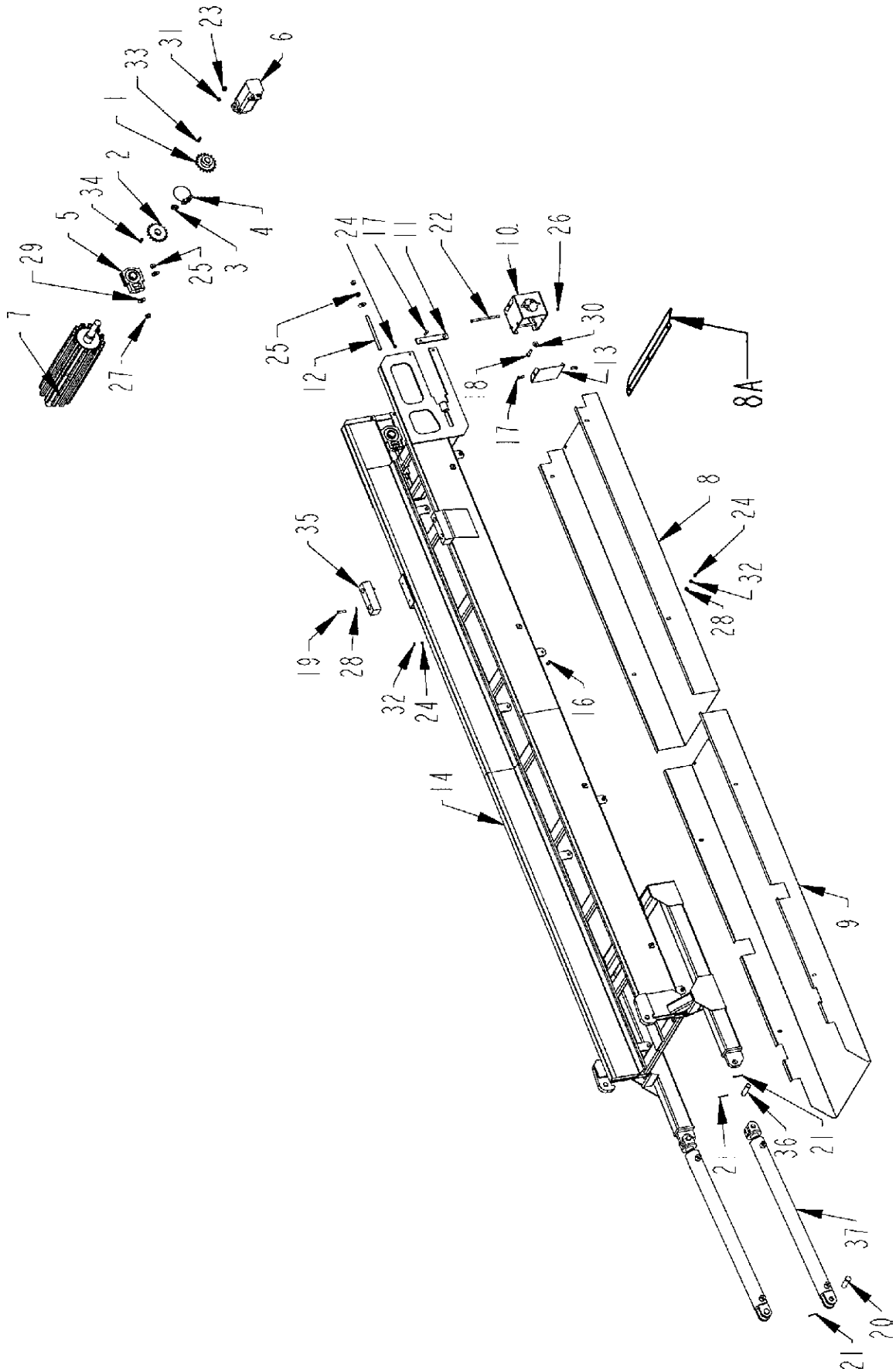
LOWER DISCHARGE CONVEYOR

ITEM	PART	QTY.	PART DESCRIPTION
1	1700078	1	LCNG\CBL\1/8X24
2	1700104	1	BELT\CNVYR\24X548
3	2000303	2	BRG\FLG\1-1/2\BOLT
4	4700776	10	CLMP\HOSE\3/8
5	4701528	1	BRKT\ADJ\TRACKING\CNVYR\DISCH
6	4701529	1	HOOK\ROD\TGHTNR\BELT\CNVYR\DISCH
7	4701551	1	BRKT\MTG\RH\CNVYR\DISCH
8	4701552	1	BRKT\MTG\LH\CNVYR\DISCH
9	4701553	2	BUSH\HINGE\CNVYR\DISCH
10	4701555	1	RLLR\IDLER\35-1/2X8\CNVYR\DISCH\HD10
11	4701558	3	CLMP\HOSE\3/4
12	4702140	1	FRM\SCRPR\BELT\CNVYR\DISCH
13	4702184	1	DFLCTR\CNVYR\DISCH\LH\HD1098
14	4702185	1	DEFLCTR\CNVYR\DISCH\RH\HD1098
15	4702187	1	BRC\DEFLCTR\CNVYR\DISCH
16	4702192	2	FLT\DBL\SCRPR\CNVYR\DISCH
17	4702193	2	FLAT\SCRPR\PLASTIC\CNVYR\DISCH
18	4702211	1	FRM\CNVYR\DISCH\LOWER
19	4702473	2	SCRPR\BELT\CNVYR\DISCH
20	4800003	12	BOLT\HEX\3/8X1
21	4800029	7	BOLT\HEX\3/8X2-1/2
22	4800079	1	BOLT\HEX\5/8X2-1/2
23	4800158	6	BOLT\HEX\5/8X4-1/2
24	4800178	8	BOLT\HEX\1/2X1-1/2
25	4800185	2	PIN\CLEVIS\1X3
26	4800203	6	PIN\COT\5/32X2
27	4900001	8	NUT\HEX\1/2\NC
28	4900002	13	NUT\HEX\3/8\NC
29	4900005	4	NUT\HEX\5/8\NC
30	4900012	2	NUT\TPLCK\5/8\NC
31	5000001	12	WASH\FLAT\3/8
32	5000002	12	WASH\FLAT\5/8
33	5000003	4	WASH\LOCK\5/8
34	5000006	8	WASH\LOCK\1/2
35	5000019	13	WASH\LOCK\3/8
36	8900107	2	PIN\1/3-5/8
37	4100175	2	CYL\HYD\3X36\PARALLEL

NOT SHOWN

1700083	1	LCNG\#125\24W\STAPLES
4701559	1	GUIDE\BELT\CNVYR\DISCH

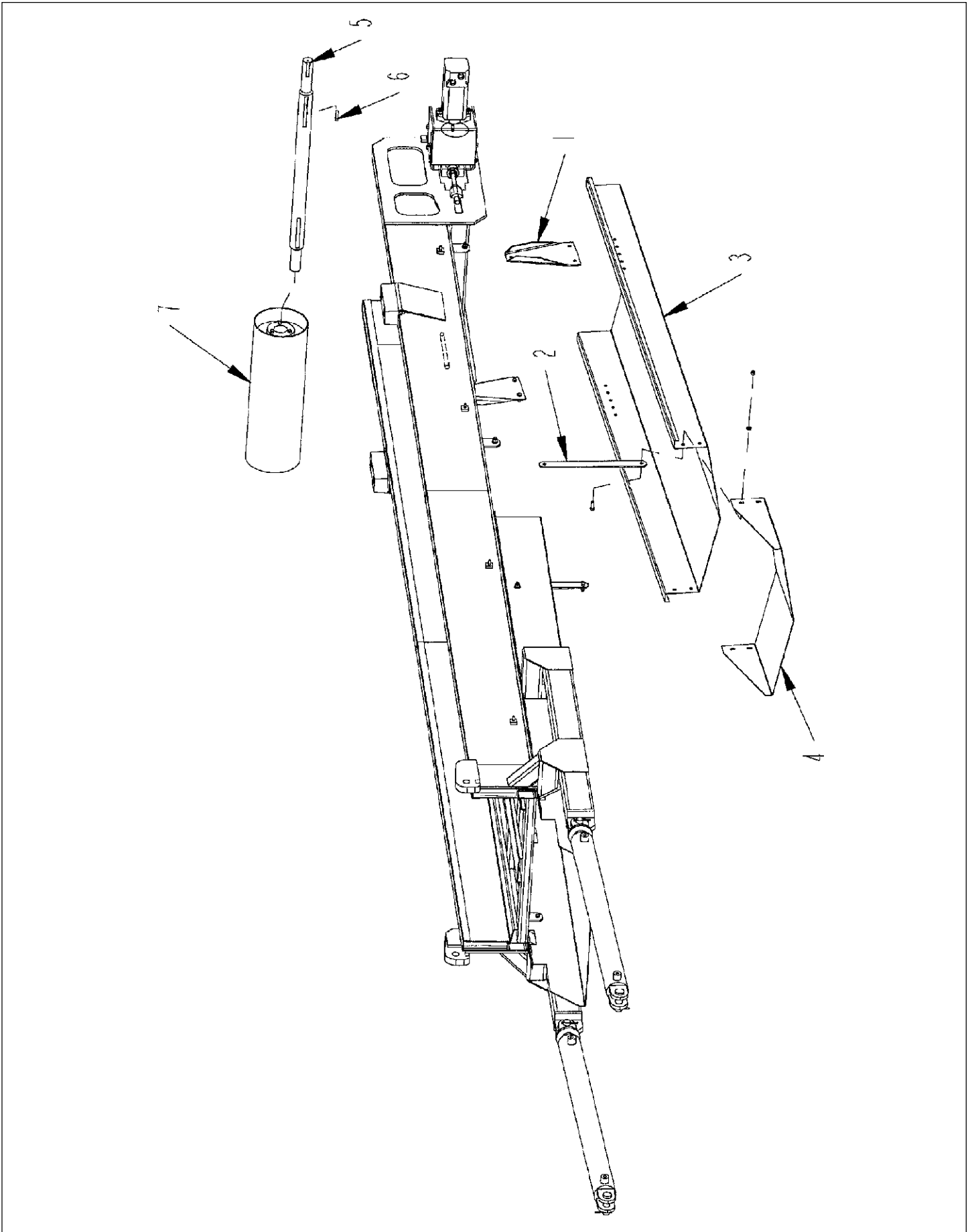
UPPER DISCHARGE CONVEYOR



UPPER DISCHARGE CONVEYOR

ITEM	PART	QTY.	PART DESCRIPTION
1	1000054	1	SPKT\60\B\18\1-1/4\5/16KW
2	1000081	1	SPKT\60\B\18\1-1/2\3/8KW
3	1100064	1	CHN\60DBL\CL
4	1100066	1	CHAIN\60DBL\17
5	2000320	2	BRG\TUJ\1-1/2\W-ECC\BSEAL
6	3900010	1	MTR\HYD\24\2000\SAE;A
7	4701556	1	RLLR\DRV\36-1/2X8\CNVYR\DIS
8	4701860	1	GUARD\BELT\CNVYR\DISCH\UPPER
8A	4701909	1	GUIDE\BELT\CNVYR\UPPER
9	4701861	1	GUARD\BELT\CNVYR\DISCH\LOWER
10	4702203	1	BRKT\MTR\DRV\CNVYR
11	4702204	2	STRAP\REINFRC\GUIDE\BRG
12	4702205	2	BOLT\ADJ\RLLR\DRV\CNVYR
13	4702206	2	GUARD\SPKT\CPLG\DRV\CNVYR
14	4702212	1	FRM\CNVYR\DISCH\UPPER\HD1098
15	4702333	1	UPPER DISCHARGE CONVEYOR ASSM
16	4800003	8	BOLT\HEX\3/8X1
17	4800098	8	BOLT\HEX\3/8X1-1/4\NC
18	4800114	2	BOLT\HEX\1/2X2
19	4800146	4	BOLT\HEX\3/8X2
20	4800185	2	PIN\CLEVIS\1X3
21	4800203	6	PIN\COT\5/32X2
22	4800580	2	BOLT\HEX\3/8X1
23	4900001	2	NUT\HEX\1/2\NC
24	4900002	16	NUT\HEX\3/8\NC
25	4900005	6	NUT\HEX\5/8\NC
26	4900030	2	NUT\NYLOCK\3/8\NC
27	4900110	2	NUT\FLG\SERR\5/8\NC
28	5000001	12	WASH\FLAT\3/8
29	5000002	6	WASH\FLAT\5/8
30	5000004	2	WASH\FLAT\1/2
31	5000006	2	WASH\LOCK\1/2
32	5000019	12	WASH\LOCK\3/8
33	6200004	1	KEY\SQ\5/16X1-1/2
34	6200027	1	KEY\SQ\3/8X1-1/4
35	7500635	2	CUSH\RBBR\7-3/4X2-7/16X2
36	8900107	2	PIN\1\3-5/8
37	4100175	2	CYL\HYD\3X36\PARALLEL

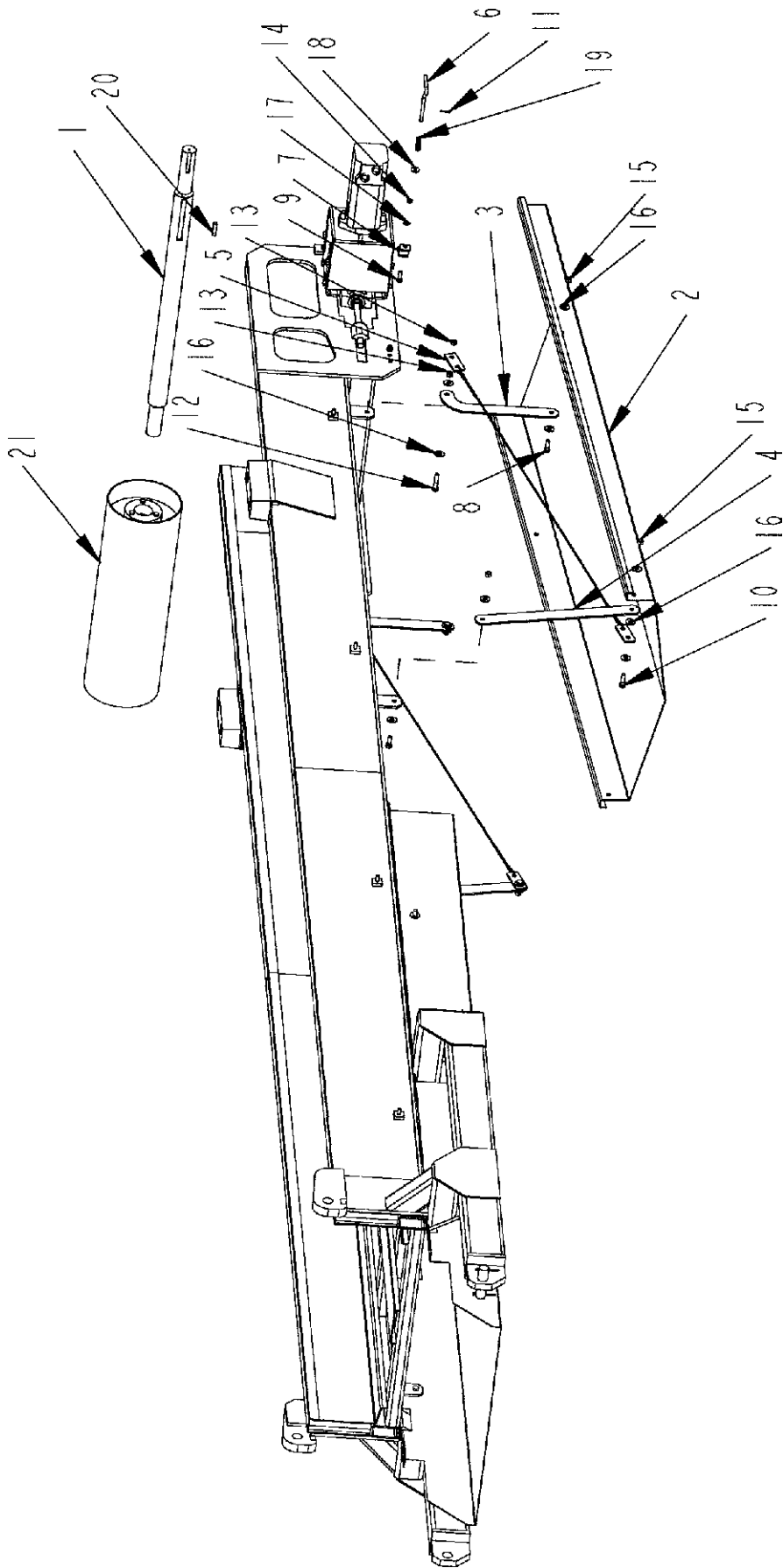
MAGNETIC ROLLER ASSEMBLY W/FIXED CHUTE



MAGNETIC ROLLER ASSEMBLY W/FIXED CHUTE

ITEM	PART	QTY.	PART DESCRIPTION
	4701527		RLLR\MAG\ASSY\COMP\24\HD10
1	4700137	2	BRKT\MTG\REAR\CHUTE\RLLR\MAGNETIC
2	4700138	2	BRKT\MTG\FR\CHUTE\RLLR\MAGNETIC
3	4701526	1	CHUTE\DISCH\RLLR\MAGNETIC
4	4701532	1	XTNSN\CHUTE\DISCH\RLLR\MAGNETIC
5	4701533	1	SHFT\RLLR\MAG\24
6	6200007	2	KEY\SQ\3/8X1-1/2
7	7500624	1	PUL\MAG\8X24\W/O SHAFT
	4800003	12	BOLT\HEX\3/8X1
	4900002	12	NUT\HEX\3/8\NC
	5000001	8	WASH\FLAT\3/8
	5000019	12	WASH\LOCK\3/8
	7500840		RLLR\MAG\8X24\W/KEYED\SHAFT (includes 5, 6, 7)

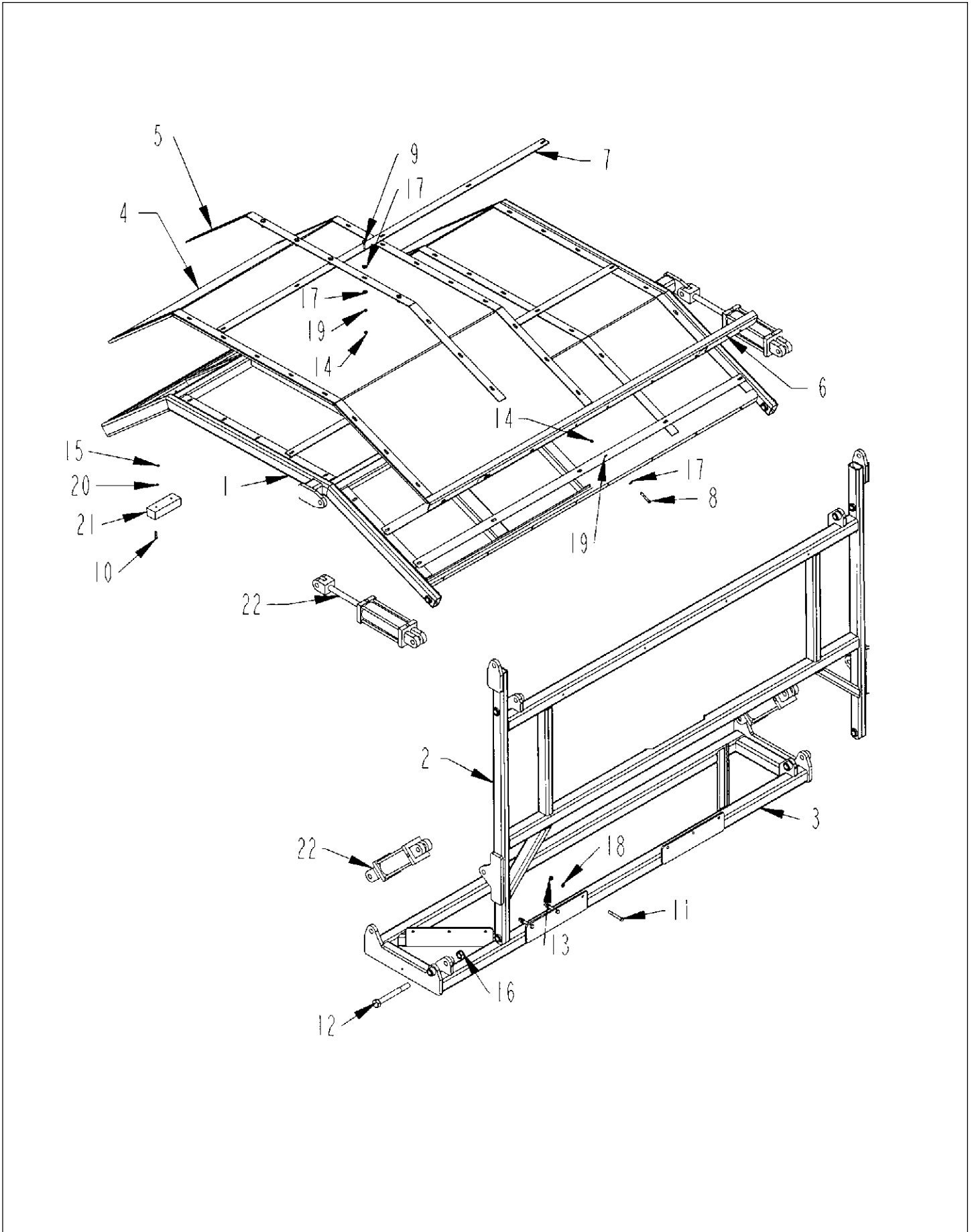
MAGNETIC ROLLER ASSEMBLY W/FOLDING CHUTE



MAGNETIC ROLLER ASSEMBLY W/FOLDING CHUTE

ITEM	PART	QTY.	PART DESCRIPTION
	4702878		ROLLER\MAGNETIC\ASSEMBLY\COMPLETE\24"
1	4701533	1	SHFT\RLLR\MAG\24
2	4702851	1	CHUTE\DISCH\RLLR\MAGNETIC
3	4702852	2	BRKT\MTG\FR\CHUTE\RLLR\MAGNETIC
4	4702853	2	BRKT\MTG\FR\CHUTE\RLLR\MAG
5	4702870	2	CABLE\ASSY\HD10\MAG\RLLR
6	4702871	2	PIN\HANDLE\MAG\CHUTE\HD-10
7	4702876	2	BRKT\PIN\CHUTE\MAG\HD10
8	4800003	4	BOLT\HEX\3/8X1
9	4800013	4	BOLT\HEX\5/16X1
10	4800098	2	BOLT\HEX\3/8X1-1/4\NC
11	4800110	2	PIN\COT\1/8X3/4
12	4800142	2	BOLT\HEX\3/8X1-3/4
13	4900002	4	NUT\HEX\3/8\NC
14	4900003	4	NUT\HEX\5/16\NC
15	4900023	6	NUT\TPLCK\3/8\NC
16	5000001	18	WASH\FLAT\3/8
17	5000022	4	WASH\LOCK\5/16
18	5000023	2	WASH\FLAT\5/16
19	6100064	2	SCRAPERSPRING
20	6200007	2	KEY\SQ\3/8X1-1/2
21	7500624	1	PUL\MAG\8X24\W/0 SHAFT
22	7500840		RLLR\MAG\8X24\W/KEYED\SHAFT (includes 1, 20, 21)

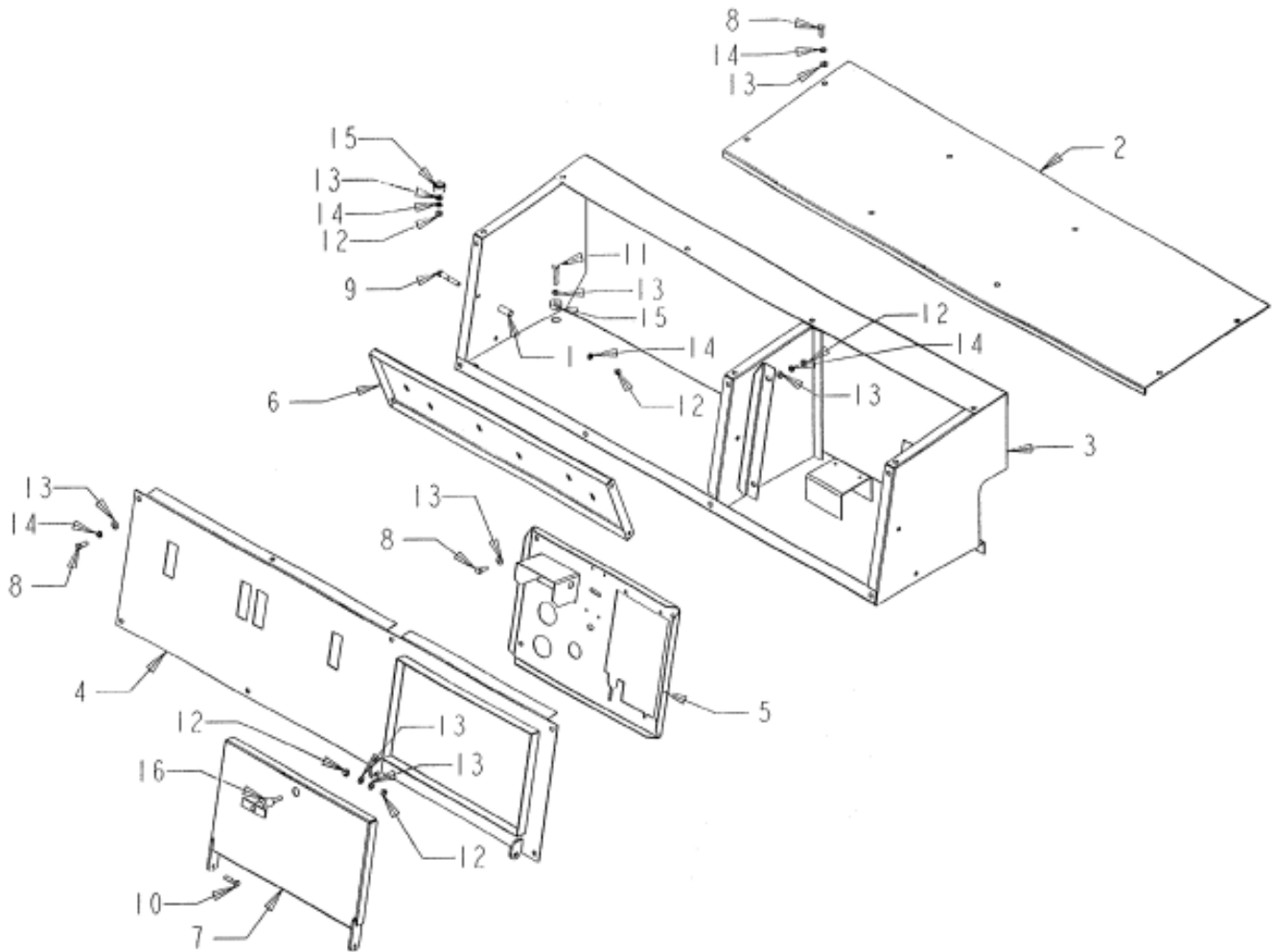
TUB COVER FRAME ASSEMBLY



TUB COVER FRAME ASSEMBLY

ITEM	PART	QTY.	PART DESCRIPTION
1	4702627	1	FRM\OBJ\THROWN\TOP\HD10
2	4702628	1	FRM\OBJ\THROWN\SIDE\HD10
3	4702629	1	FRM\LOWER\OBJ\THROWN
4	4702633	2	SCRN\WIRE\FRM\OBJ\THROWN
5	4702634	5	FLAT\CLMP\SCRN\FRM\OBJ\THROWN
6	4702635	2	ANGLE\SCRN\OBJ\THROWN
7	4703031	4	FLAT\CLMP\SCRN\TC\HD10
8	4800029	16	BOLT\HEX\3/8X2-1/2
9	4800034	55	BOLT\HEX\3/8X1-1/2
10	4800081	4	BOLT\HEX\5/16X1-1/2
11	4800135	12	BOLT\HEX\1/2X3-1/2
12	4800601	4	BOLT\HEX\1X9\NC
13	4900001	12	NUT\HEX\1/2\NC
14	4900002	71	NUT\HEX\3/8\NC
15	4900003	4	NUT\HEX\5/16\NC
16	4900015	4	NUT\NYLCK\1\NC
17	5000001	126	WASH\FLAT\3/8
18	5000006	12	WASH\LOCK\1/2
19	5000019	71	WASH\LOCK\3/8
20	5000022	4	WASH\LOCK\5/16
21	7500635	2	CUSH\RBBR\7-3/4X2-7/16X2
22	4100185	4	CYL\HYD\3-1/2X8\TIE
	4702632		FRM\OBJ\THN\ASSY\SUB\HD10
	4703357		RMT\RAD\HD10\OMNIX\TUBCVR

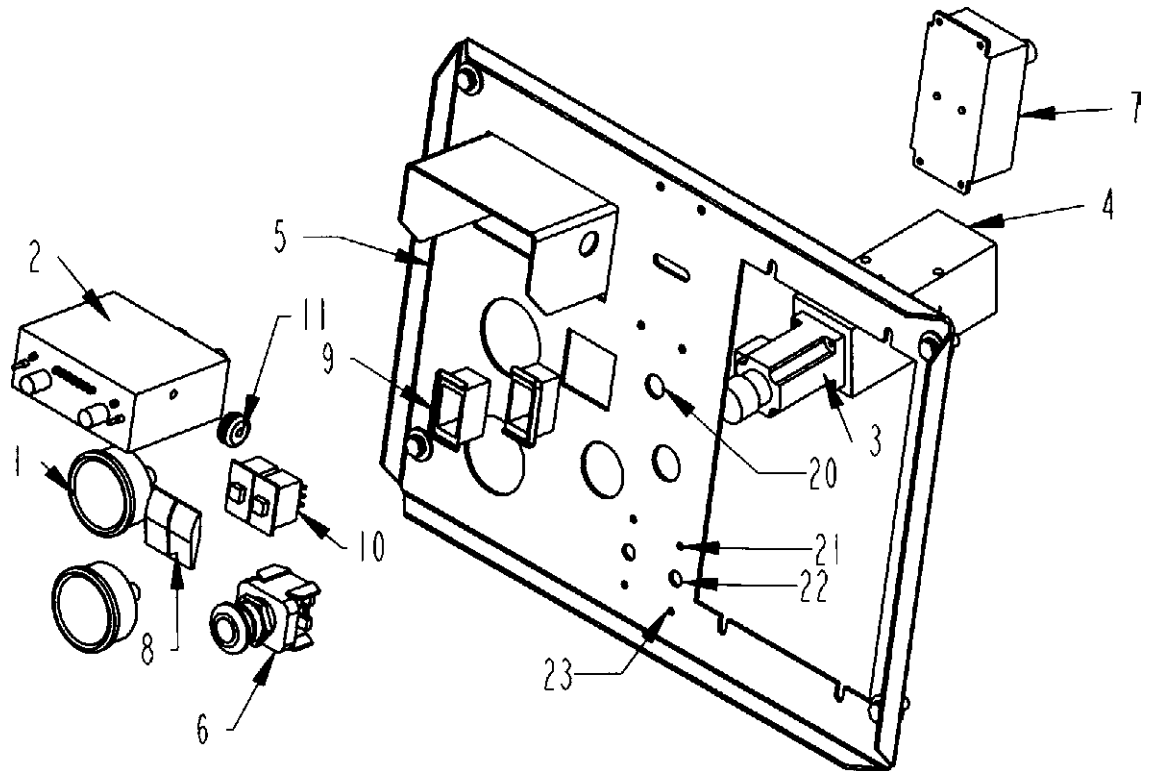
CONTROL PANEL ASSEMBLY



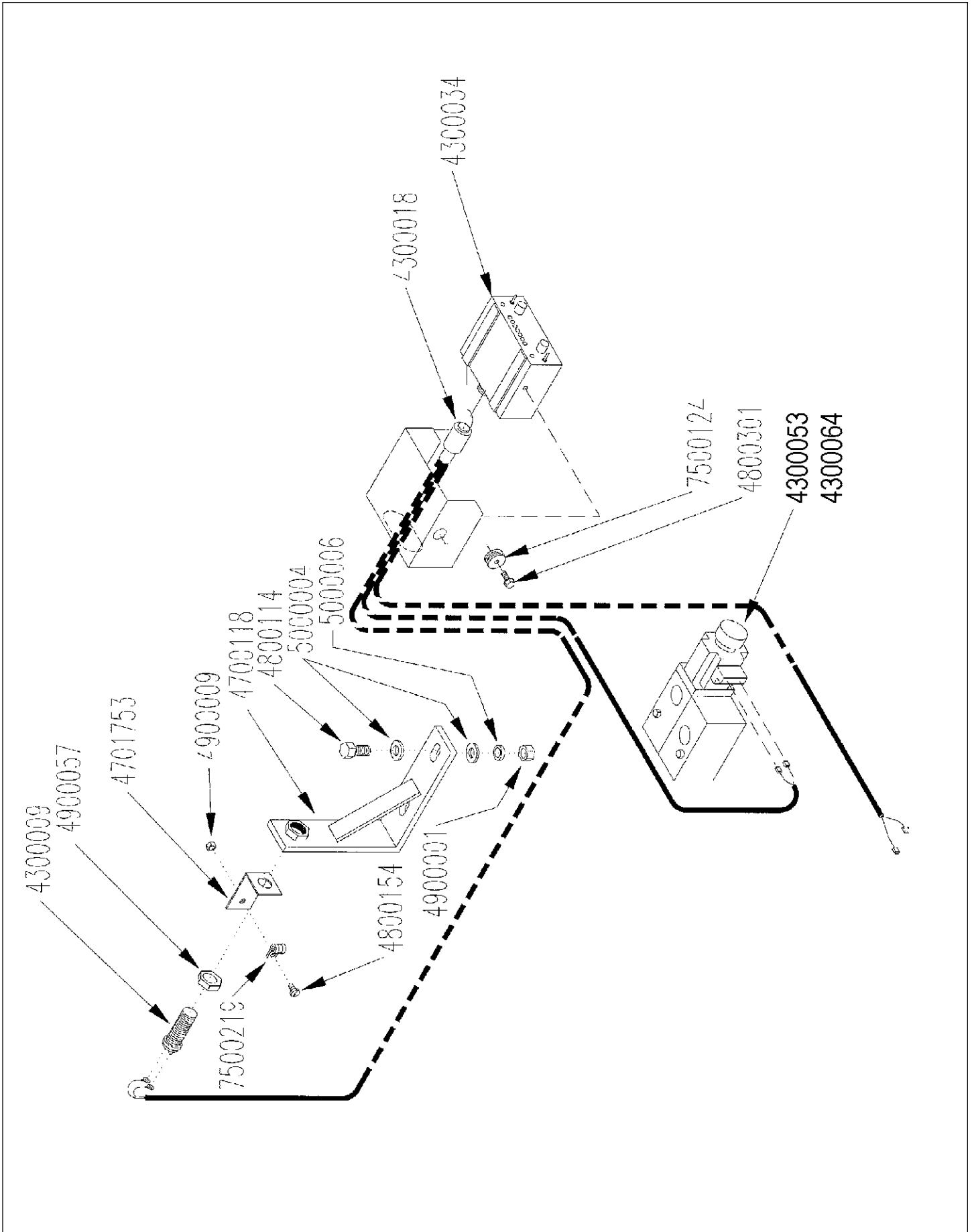
ITEM	PART	QTY.	PART DESCRIPTION
1	4701726	1	BUSH\MTG\BRKT\VCNTRL
2	4702198	1	CVR\TOP\PNL\CNTRL\HD1098
3	4702199	1	FRM\BTTM\PNL\CNTRL\HD1098
4	4702200	1	CVR\FRONT\PNL\CNTRL\HD1098
5	4702234	1	BRKT\CNTRL\ENG\HD1098
6	4702235	1	BRKT\VLV\PNL\CNTRL\HD1098
7	4702236	1	DOOR\CNTRL\ENG\HD1098
8	4800003	3	BOLT\HEX\3/8X1
9	4800029	1	BOLT\HEX\3/8X2-1/2
10	4800034	1	BOLT\HEX\3/8X1-1/2
11	4800146	1	BOLT\HEX\3/8X2
12	4900002	5	NUT\HEX\3/8\NC
13	5000001	8	WASH\FLAT\3/8
14	5000019	5	WASH\LOCK\3/8
15	7500310	2	GROMMET\1-1/4ODX17/32ID
16	7500667	1	LATCH\COMP\DOOR\ACCESSIW\KEYS

CONTROL BOX ASSEMBLY

ITEM	PART	QTY.	PART DESCRIPTION
1	3800381	2	GAUGE\3000PSI\REAR STEM
2	4300034	1	CONTROL BOX
3	4300054	1	VALVE\SOLENOID\24V\JEMM
4	4300064	1	VALVE\SERVO\15GPM\24VDC\
5	4702234	1	BRKT\CNTRL\ENG\HD1098
6	5700028	1	SWITCH\MAINT\PB\RED\MUSH
7	5700230	1	BOX\CNTRL\SAFETY SHUTDOWN
8	5700324	2	SWITCH\RCKR\ACTR\BLK
9	5700333	2	SWITCH\RCKR\MNT\PNL\MTPL
10	5700432	2	SWITCH\RCKR\DPDT\24VUNLIT\MOM\15A
11	7500124	2	GRMT\RBBR\1X9\32IDX3\16T
20	7500674		THROTTLE CABLE CAT 80"
21	5700092		LAMP\LED\24VDC\GRN
22	5700286		SWITCH\TOG\DPDT\15A\ON-OFF-ON
23	5700091		LAMP\LED\24VDC\RED



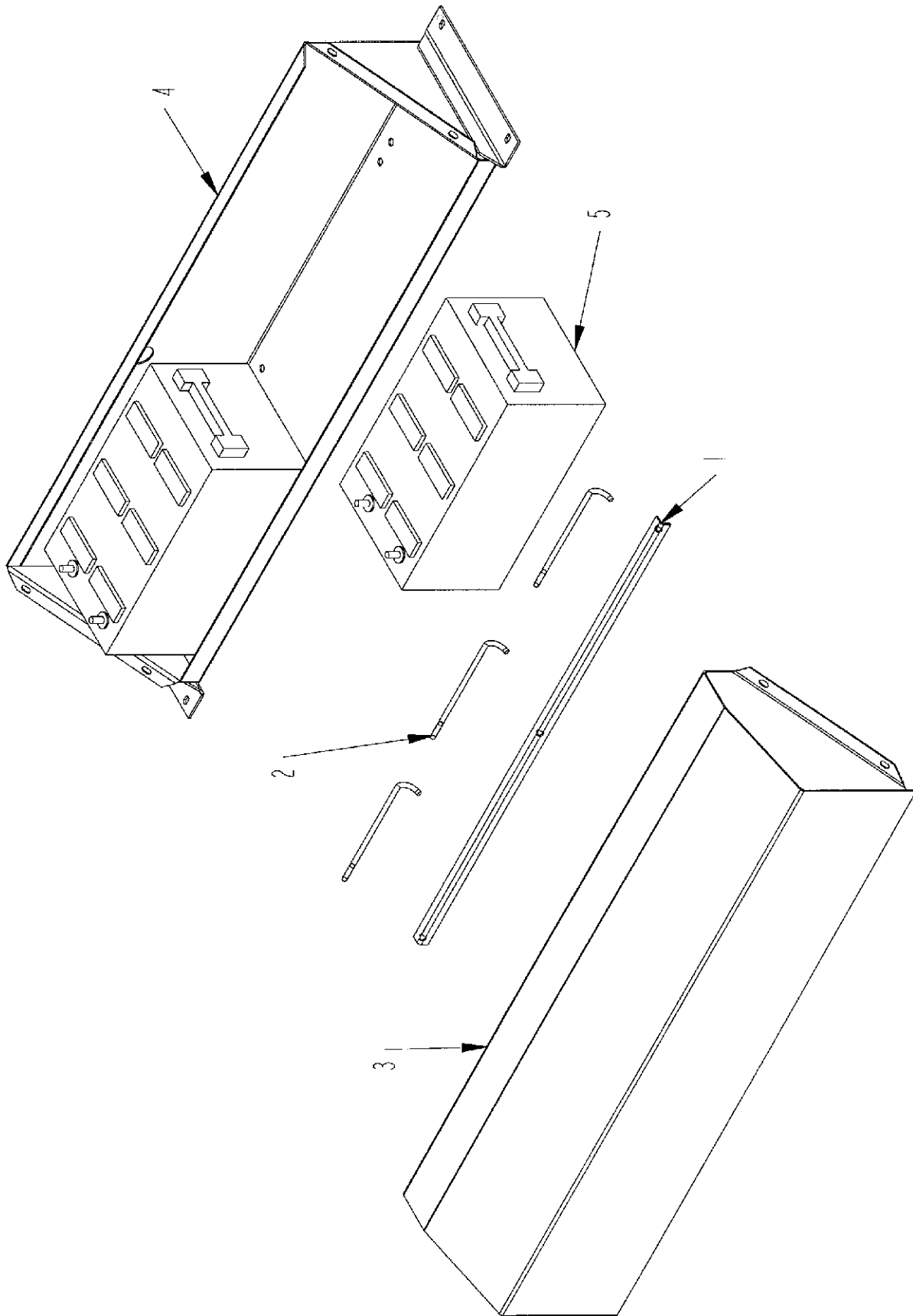
GOVERNOR ASSEMBLY



GOVERNOR ASSEMBLY

PART	QTY.	PART DESCRIPTION
4300009	1	SENSOR\MAG\W\HARDWARE
4300018	1	WIRING HARNESS
4300034	1	NEW STYLE CONTROL BOX RCB93
4700118	1	BRKT\SNSR
4701753	1	BRKTWIRE\SNSR
4800114	2	BOLT\HEX\1/2X2
4800154	1	SCR\RD\SLOT\1/4X1/2\NC
4800301	2	SCR\FLG\SERR\1/4X3/4\NC
4900001	2	NUT\HEX\1/2\NC
4900009	1	NUT\HEX\1/4\NC
4900057	1	NUT\JAM\3/4\NF
5000004	4	WASH\FLAT\1/2
5000006	2	WASH\LOCK\1/2
7500124	2	GROMMET\RUBBER\2757
7500219	1	1/4" WIRE CLAMP
4300053		VALVE\SERVO\20GPM\24V\CV93
4300064	1	VALVE\SERVO\15GPM\24VDC\CV98
		SEE "FLOW CONTROL VALVE - CV 98"
		PAGE 91

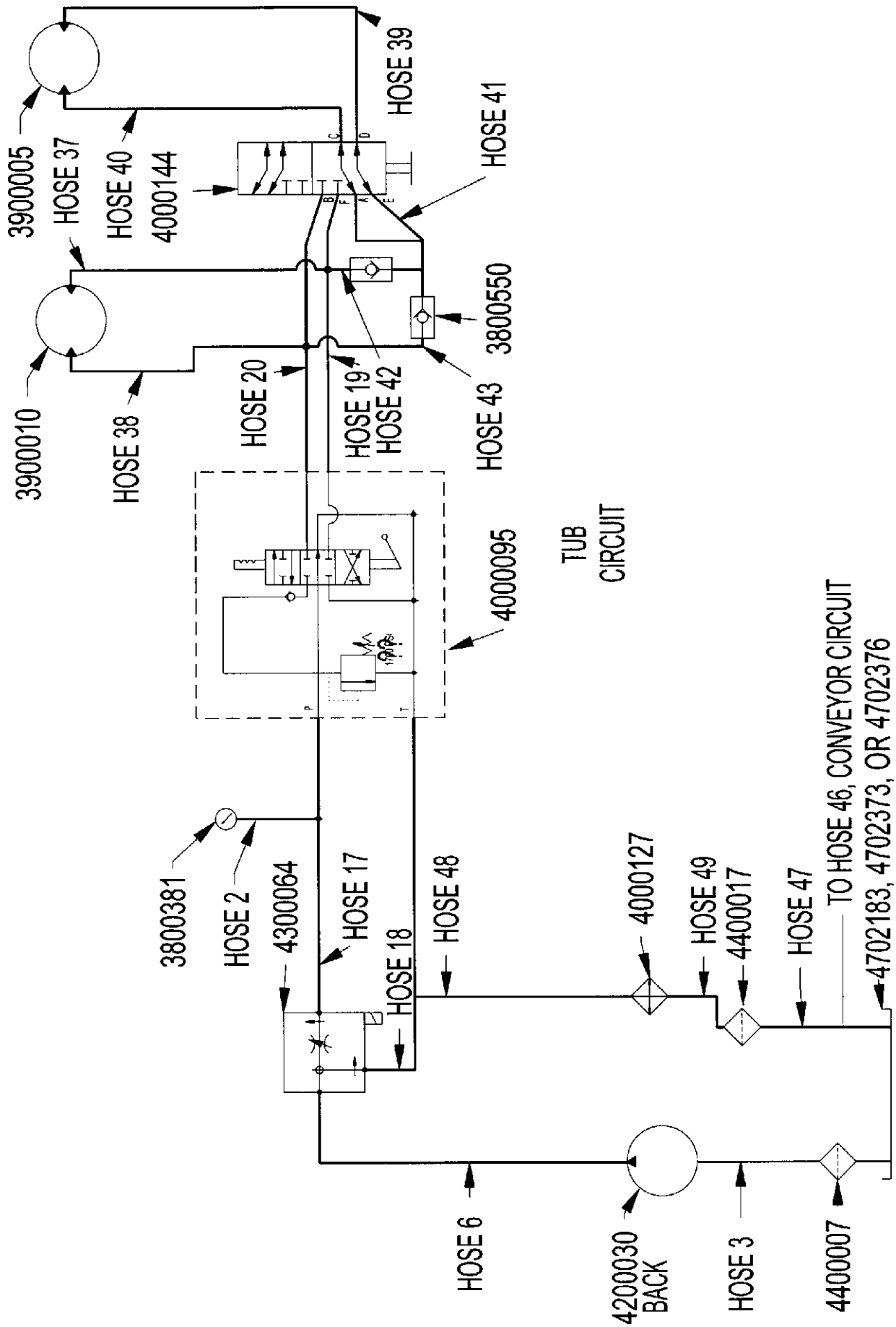
BATTERY BOX ASSEMBLY



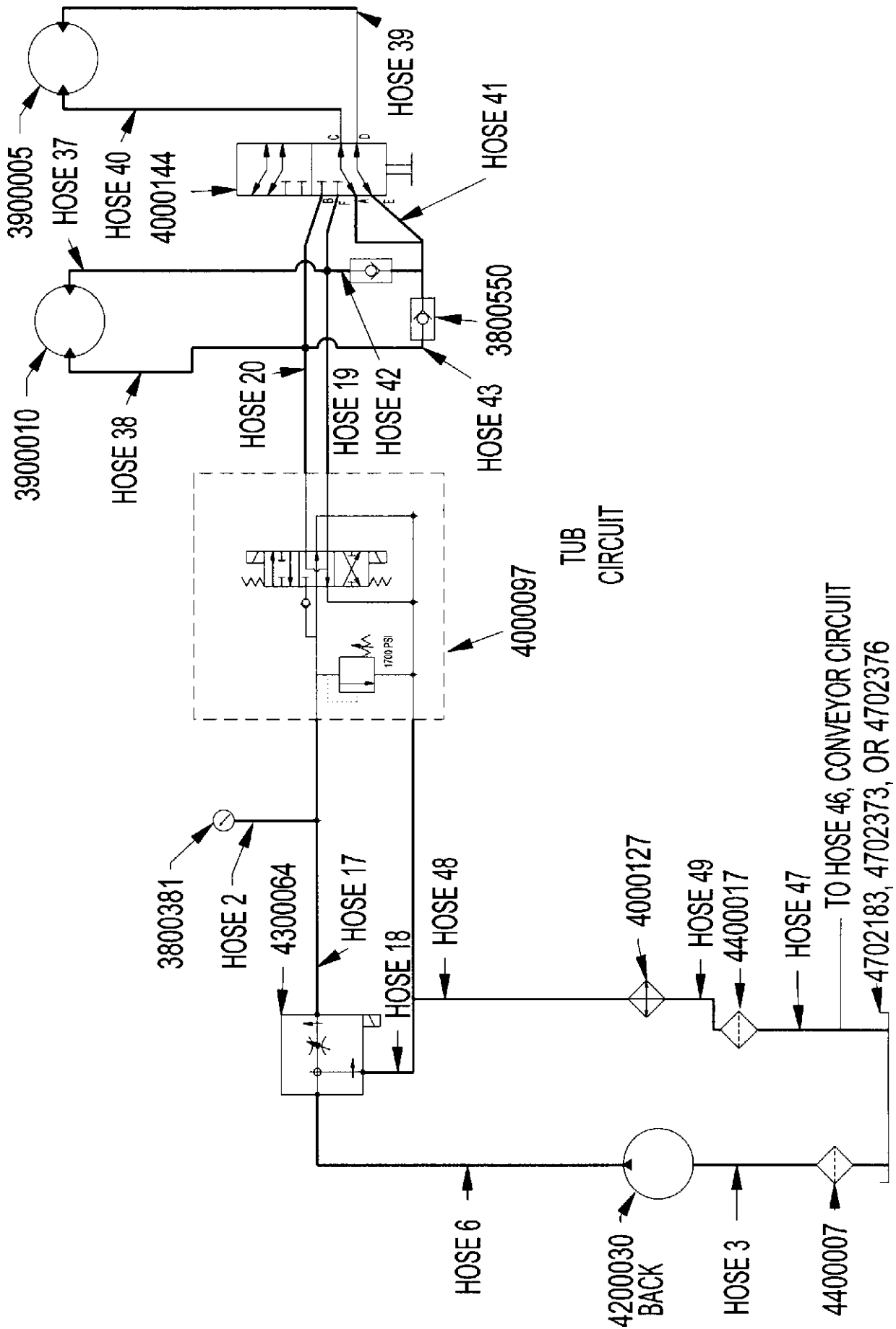
BATTERY BOX ASSEMBLY

ITEM	PART	QTY.	PART DESCRIPTION
1	4701638	1	STRAP\ANGLE\BATT\43-3/4
2	4701639	3	STRAP\HOOK\BOX\BATT
3	4702273	1	COV\BOX\BATT\54
4	4702318	1	BOX\BATT\HD1098
5	5700002	2	BATT\12VDC

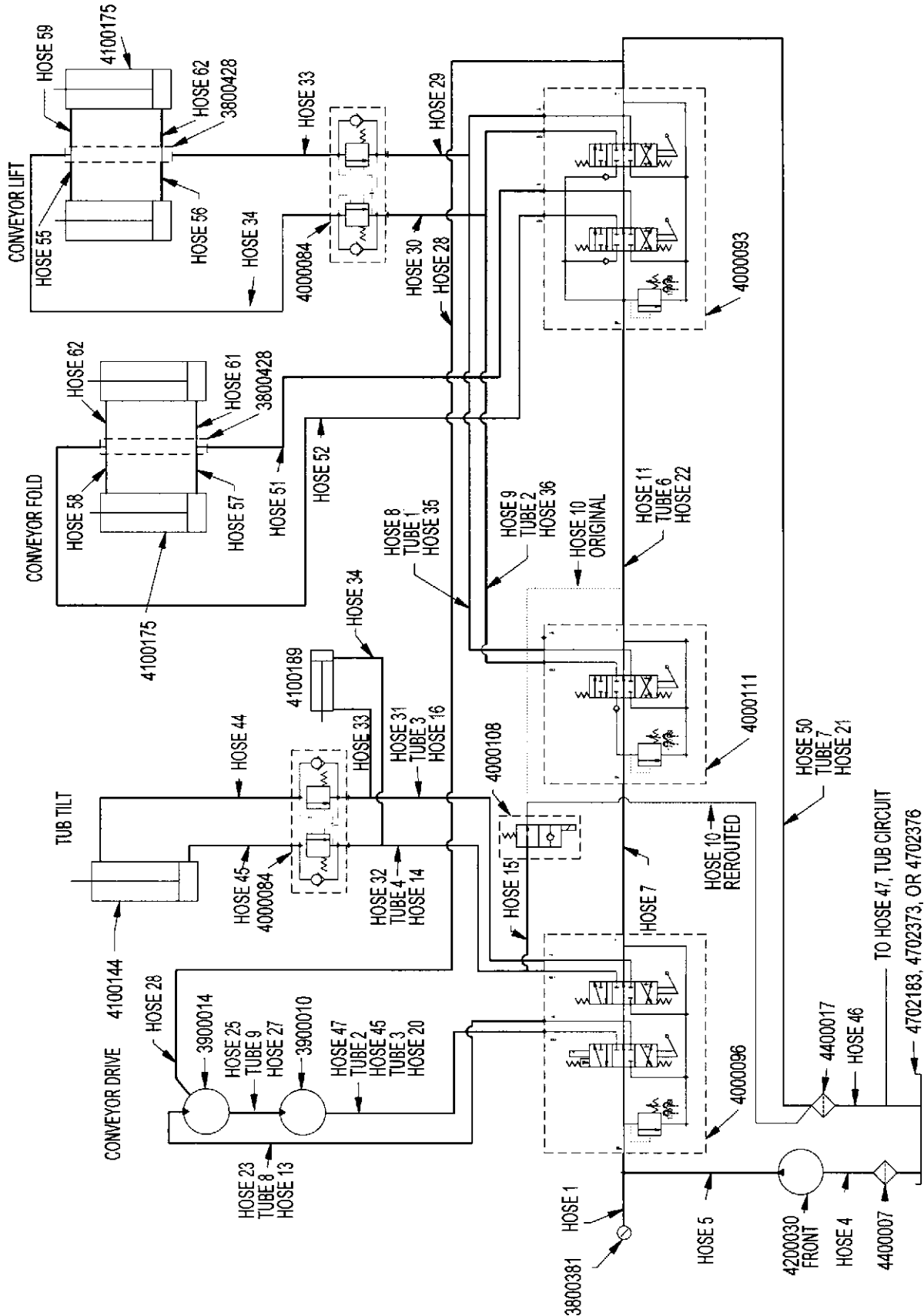
TUB CIRCUIT - STANDARD



TUB CIRCUIT - RADIO OPTION



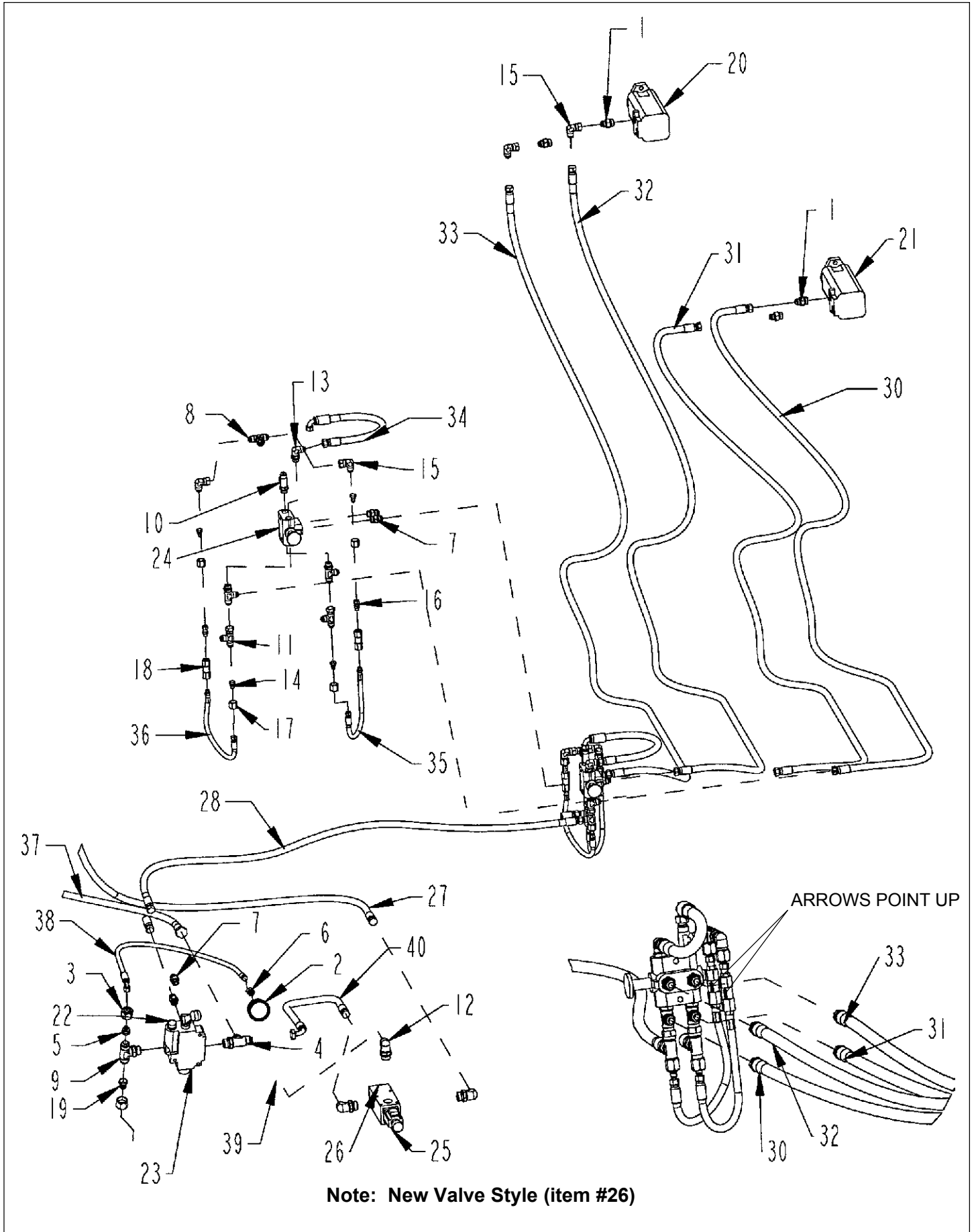
CONVEYOR CIRCUIT - STANDARD





Clearing the Way for a Better Tomorrow

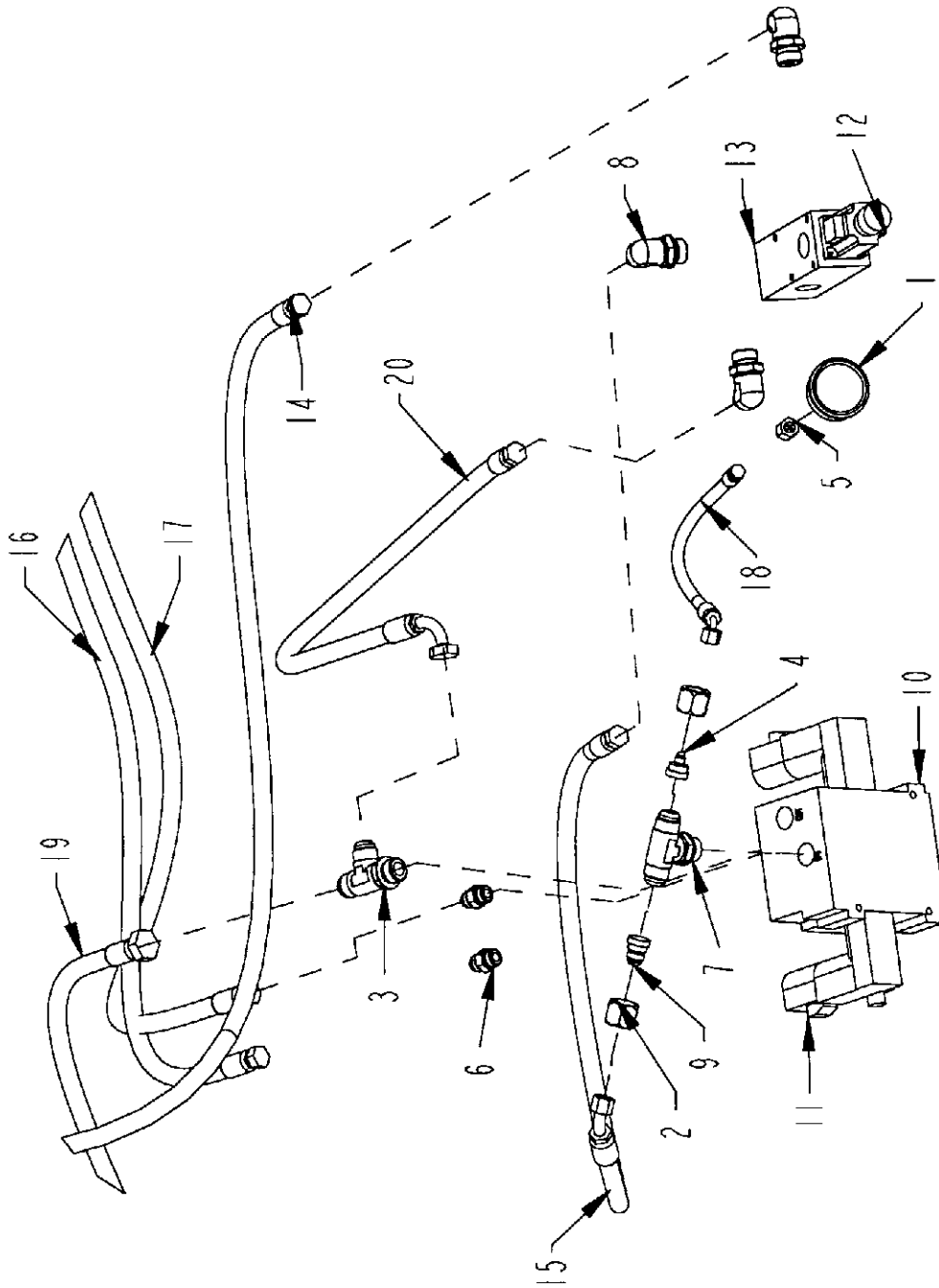
TUB ORBIT MOTOR WITH HYDRAULIC HOSES AND FITTINGS



TUB ORBIT MOTOR WITH HYDRAULIC HOSES AND FITTINGS

ITEM	PART	QTY.	PART DESCRIPTION
1	3800328	4	FTG\7\8MORX3\4MJIC\ADPT
2	3800381	1	GAUGE\3000PSI\REAR STEM
3	3800462	2	FTG\1-1\16NUTFJICS
4	3800463	1	FTG\1-1\16MORX1-1\16MJICX1-1\16MJIC\RUN;TEE
5	3800465	1	FTG\1-1\16FJICX7\16MJIC\ADPT
6	3800474	1	FTG\7\16MJICX1\4FP\ADPT
7	3800477	4	FTG\3\4MORX3\4MJIC\ST
8	3800478	1	FTG\3\4MJIC3\4MJIC3\4FJICS\BR;TEE
9	3800481	1	FTG\1-1\16MJICX1-1\16MJICX1-1\16MOR\BR;TEE
10	3800483	3	FTG\3\4MORX3\4MJICX3\4MJIC\RUN;TEE
11	3800484	2	FTG\3\4FJICSX3\4MJICX3\4MJIC\RUN;TEE
12	3800536	3	FTG\1-1\16MORX3\4MJIC\90
13	3800537	1	FTG\3\4MORX3\4MJIC\90
14	3800543	4	FTG\3\4FJICX7\16MJIC\ADPT
15	3800546	4	FTG\3\4MJICX3\4FJIC\90\SW
16	3800548	2	FTG\7\16MORX7\16FJIC\SWADPT
17	3800549	4	FTG\3\4NUTFJIC
18	3800550	2	VLV\CHECK\PRKR
19	3800553	1	FTG\1-1\16FJICX3\4MJIC\ADPT
20	3900005	1	MTR\HYD\14.9\2000\SAE;A
21	3900010	1	MTR\HYD\24\2000\SAE;A
22	4000065	1	NON-ADJUSTABLE RELIEF VALVE 1800P
23	4000095	1	VALVE\HYD\1-SPLW\DETENT
24	4000144	1	VAVLE\HYD\SEL\OR
25	4300054	1	VALVE\SOLENOID\24V\JEMM
26	4300064	1	VALVE\SERVO\15GPM\24VDC SEE PAGE 77
27	HOSE6	1	
28	HOSE19	1	
29	HOSE20	1	
30	HOSE37	1	
31	HOSE38	1	
32	HOSE39	1	3700602, HOSE\HYD\1\2X130\3\4FJIC-3\4FJIC
33	HOSE40	1	3700602, HOSE\HYD\1\2X130\3\4FJIC-3\4FJIC
34	HOSE41	1	
35	HOSE42	1	3700601, HOSE\HYD\1\4X14\7\16MORX7\16FJICS
36	HOSE43	1	3700601, HOSE\HYD\1\4X14\7\16MORX7\16FJICS
37	HOSE48	1	
38	HOSE_2	1	
39	HOSE_17	1	
40	HOSE_18	1	

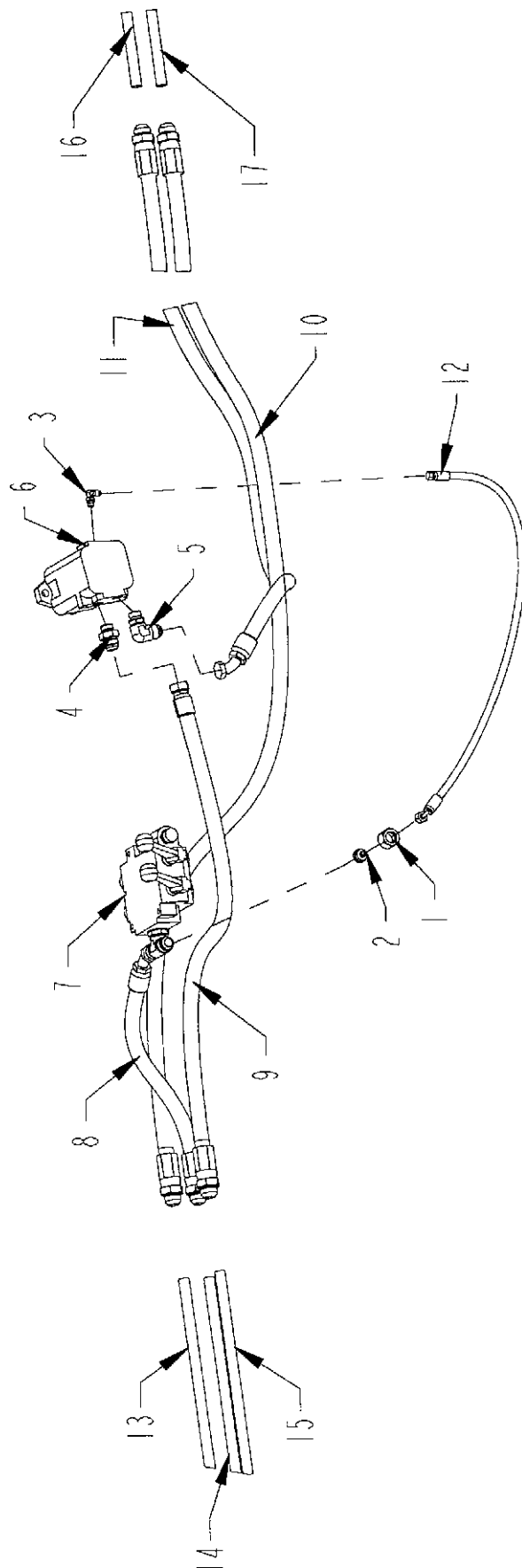
**TUB ORBIT MOTOR WITH HYDRAULIC HOSES AND FITTINGS
FOR REMOTE RADIO**



**TUB ORBIT MOTOR WITH HYDRAULIC HOSES AND FITTINGS
FOR REMOTE RADIO**

ITEM	PART	QTY.	PART DESCRIPTION
1	3800381	1	GAUGE\3000PSI\REAR STEM
2	3800462	2	FTG\1-1/16NUTFJICS
3	3800463	1	FTG\1-1/16MORX1-1/16MJICX1-1/16MJIC\RUN;TEE
4	3800465	1	FTG\1-1/16FJICX7/16MJIC\ADPT
5	3800474	1	FTG\7/16MJICX1/4FP\ADPT
6	3800477	2	FTG3/4MORX3/4MJIC\ST
7	3800481	1	FTG\1-1/16MJICX1-1/16MJICX1-1/16MOR\BR;TEE
8	3800536	3	FTG\1-1/16MORX3/4MJIC\90
9	3800553	1	FTG\1-1/16FJICX3/4MJIC\ADPT
10	4000097	1	VALVE\HYD\20GPM\1SPL\24V
11	4000131	2	VALVE\HYD\SOLENOID\24V
12	4300054	1	VALVE\SOLENOID\24V\JEMM
13	4300064	1	VALVE\SERVO\15GPM\24VDC
14	HOSE6	1	
15	HOSE17A	1	
16	HOSE19A	1	
17	HOSE20A	1	
18	HOSE2A	1	
19	HOSE48A	1	
20	HOSE_18A	1	

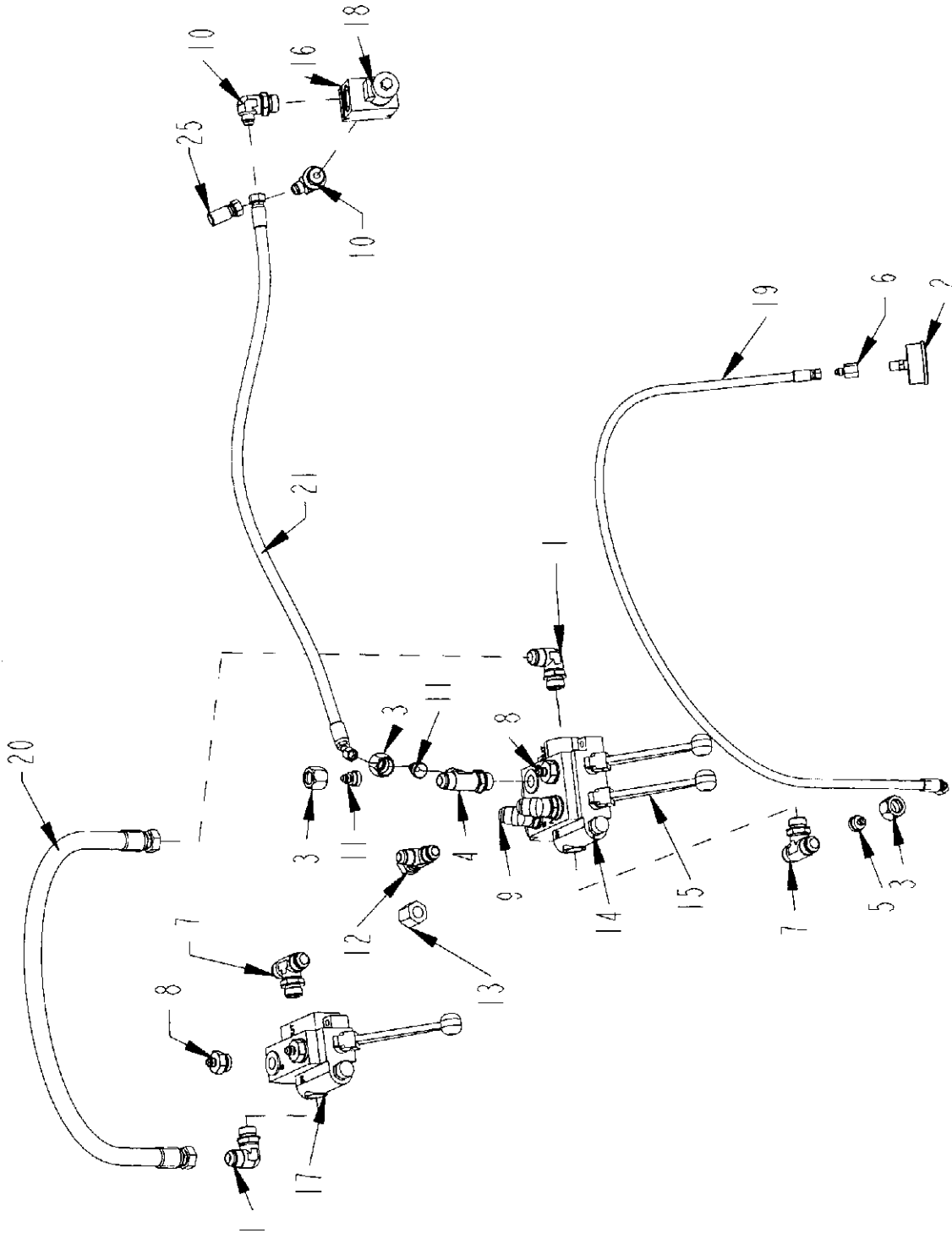
BELLY ORBIT MOTOR WITH HYDRAULIC HOSES AND FITTINGS



BELLY ORBIT MOTOR WITH HYDRAULIC HOSES AND FITTINGS

ITEM	PART	QTY.	PART DESCRIPTION
1	3800462	1	FTG\1-1/16NUTFJICS
2	3800465	1	FTG\1-1/16FJICX7/16MJIC\ADPT
3	3800472	1	FTG\7/16MORX7/16MJIC\90
4	3800527	3	FTG\7/8MORX1-1/16MJIC\ST
5	3800535	1	FTG\7/8MORX1-1/16MJIC\90
6	3900014	1	MTR\HYD\9.6\2000\1-1/4SH
7	4000093	1	VALVE\HYD\2-SPL\3POS-4W\FOR-THRD (CONVEYOR LIFT AND FOLD VALVE)
8	HOSE21	1	
9	HOSE23	1	
10	HOSE24	1	
11	HOSE25	1	
12	HOSE_28	1	
13	TUBE5	1	
14	TUBE7	1	
15	TUBE8	1	
16	TUBE9	1	
17	TUBE10	1	
	4200030		PUMP\HYD\20/15\RH\DBL

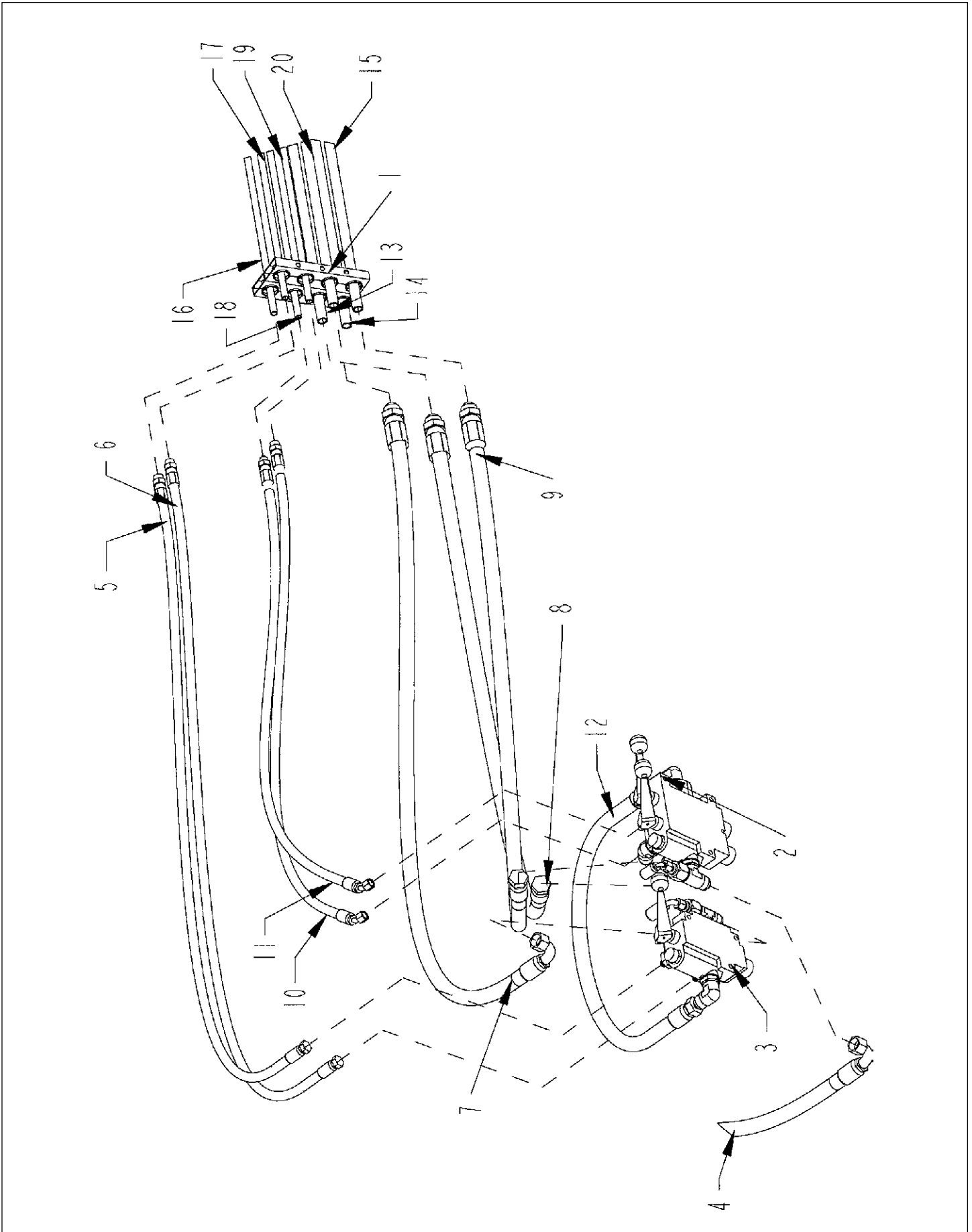
CONTROL PANEL: CONVEYOR RUN WITH HYDRAULIC HOSES AND FITTINGS #1



CONTROL PANEL: CONVEYOR RUN WITH HYDRAULIC HOSES AND FITTINGS #1

ITEM	PART	QTY.	PART DESCRIPTION
1	3800279	2	FTG\1-1/16MORX1-1/16MJIC\90
2	3800381	1	GAUGE\3000PSI\REAR STEM
3	3800462	3	FTG\1-1/16NUTFJICS
4	3800463	1	FTG\1-1/16MORX1-1/16MJICX1-1/16MJIC\RUN;TEE
5	3800465	1	FTG\1-1/16FJICX7/16MJIC\ADPT
6	3800474	1	FTG\7/16MJICX1/4FP\ADPT
7	3800481	2	FTG\1-1/16MJICX1-1/16MJICX1-1/16MOR\BR;TEE
8	3800528	3	FTG\1-1/16MORX9/16MJIC\ST
9	3800532	2	FTG\1-1/16MORX1-1/16MJIC\45
10	3800536	2	FTG\1-1/16MORX3/4MJIC\90
11	3800542	2	FTG\1-1/16FJICX9/16MJIC\ADPT
12	3800670	1	FTG\1-1/16FJICX1-1/16MJICX1-1/16MJIC\RUN;TEE
13	3800708	1	FTG\1-1/16FJIC\CAP
14	4000065	2	NON-ADJUSTABLE RELIEF VALVE, 1800P
15	4000096	1	VLV\HYD\W\DETENT
16	4000108	1	VALVE\ELEC\30GPM\24V\2POS
17	4000111	1	VALVE\HYD\1SP\SPRNG;CNTR
18	4000130	1	VALVE\HYD\SOLENOID\24V
19	HOSE_1	1	
20	HOSE_7	1	OUTLET 4000096 TO INLET 4000111
21	HOSE_15		
25	HOSE_10	1	To Filter Inlet, HYDRAULIC FILTERS WITH HOSES AND FITTINGS

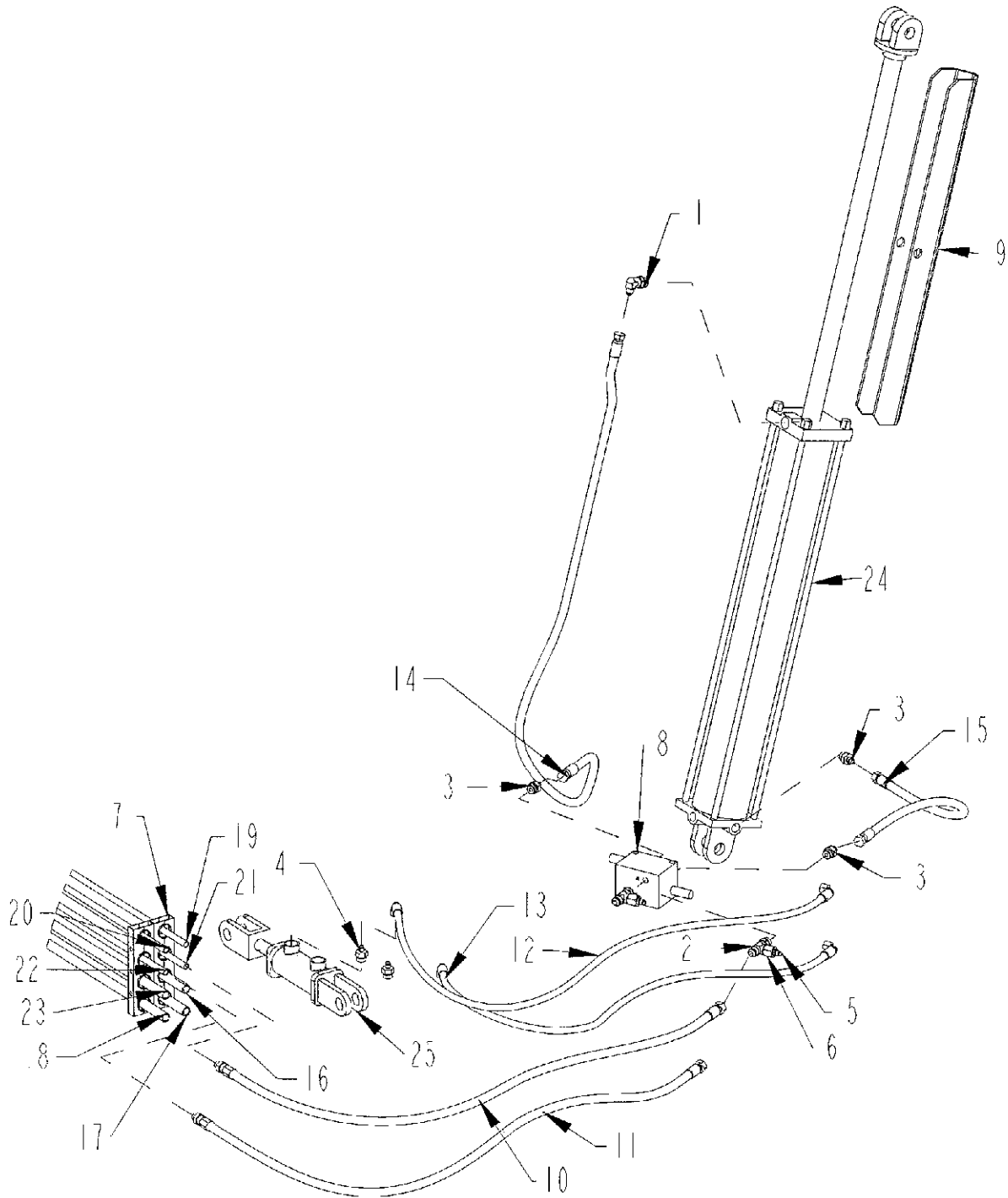
CONTROL PANEL: CONVEYOR RUN WITH HYDRAULIC HOSES AND FITTINGS #2



**CONTROL PANEL: CONVEYOR RUN WITH HYDRAULIC
HOSES AND FITTINGS #2**

ITEM	PART	QTY.	PART DESCRIPTION
1	3800551	4	CLAMP\HOSE\1-1/4\4HOLES
2	4000096	1	VL\HYD\W\DETENT (TUB-TILT, CONVEYOR -RUN VALVE)
3	4000111	1	VALVE\HYD\1SP\SPRING;CNTR (CONVEYOR -LIFT VALVE)
4	HOSE5	1	
5	HOSE8	1	
6	HOSE9	1	
7	HOSE11	1	
8	HOSE12	1	
9	HOSE13	1	
10	HOSE14	1	
11	HOSE16	1	
12	HOSE_7	1	
13	TUBE5	1	
14	TUBE7	1	
15	TUBE8	1	
16	TUBE_1	1	
17	TUBE_2	1	
18	TUBE_3	1	
19	TUBE_4	1	
20	TUBE_6	1	

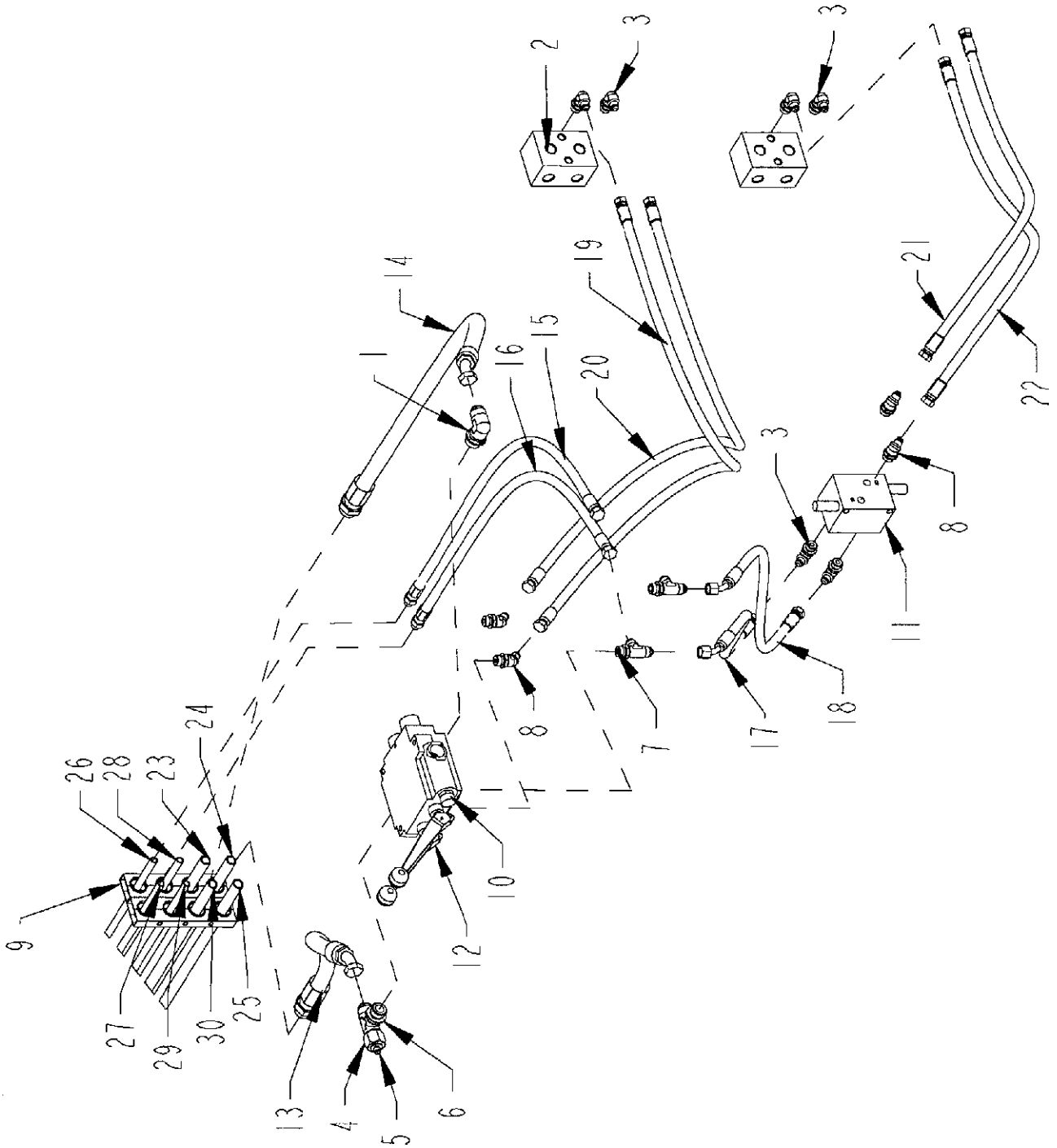
TUB TILT HYDRAULIC ASSEMBLY



TUB TILT HYDRAULIC ASSEMBLY

ITEM	PART	QTY.	PART DESCRIPTION
1	3800453	1	FTG\3/4MORX9/16MJIC\90
2	3800483	2	FTG\3/4MORX3/4MJICX3/4MJIC\RUN;TEE
3	3800530	3	FTG3/4MORX9/16MJIC\ST
4	3800531	2	FTG3/4MORX7/16MJIC\ST
5	3800543	2	FTG\3/4FJICX7/16MJIC\ADPT
6	3800549	2	FTG\3/4NUTFJICS
7	3800551	4	CLAMP\HOSE\1-1/4\4HOLES
8	4000084	1	VALVE\HYD\30GPM\DBL\HOLD
9	4702492	1	STOP\CYL\PLFRM
10	HOSE31	1	
11	HOSE32	1	
12	HOSE33	1	
13	HOSE34	1	
14	HOSE44	1	
15	HOSE45	1	
16	TUBE5	1	
17	TUBE7	1	
18	TUBE8	1	
19	TUBE_1	1	
20	TUBE_2	1	
21	TUBE_3	1	
22	TUBE_4	1	
23	TUBE_6	1	
24	4100144	1	CYL\HYD\4X30\1-3/4ROD
25	4100189	1	CYL\HYD\2X2-1/2\1-ROD

HYDRAULIC CONVEYOR CYLINDER VALVES WITH HOSES AND FITTINGS

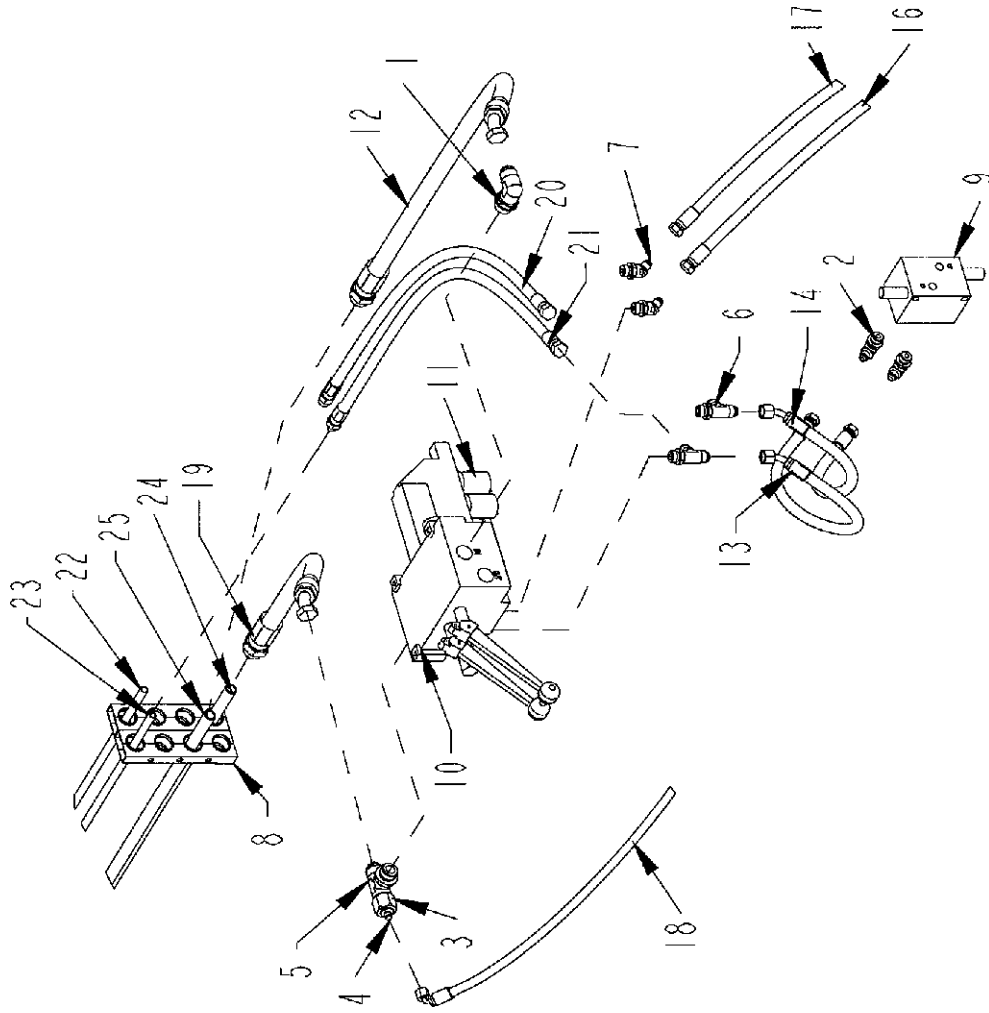


**HYDRAULIC CONVEYOR CYLINDER VALVES WITH HOSES
AND FITTINGS**

ITEM	PART	QTY.	PART DESCRIPTION
1	3800279	1	FTG\1-1/16MORX1-1/16MJIC\90
2	3800428	2	MNFLD\DBL;TEE\BLK\3/4FOR
3	3800453	6	FTG\3/4MORX9/16MJIC\90
4	3800462	1	FTG\1-1/16NUTFJICS
5	3800465	1	FTG\1-1/16FJICX7/16MJIC\ADPT
6	3800481	1	FTG\1-1/16MJICX1-1/16MJICX1-1/16MOR\BR;TEE
7	3800483	2	FTG\3/4MORX3/4MJICX3/4MJIC\RUN;TEE
8	3800533	4	FTG\3/4MORX9/16MJIC\45
9	3800551	4	CLAMP\HOSE\1-1/4\4HOLES
10	4000065	1	NON-ADJUSTABLE RELIEF VALVE,1800P
11	4000084	1	VALVE\HYD\30GPM\DBL\HOLD
12	4000093	1	VALVE\HYD\2-SPL\3POS-4W\FOR-THRD (CONVEYOR LIFT AND FOLD VALVE)
13	HOSE21	1	
14	HOSE22	1	
15	HOSE35	1	
16	HOSE36	1	
17	HOSE_29	1	
18	HOSE_30	1	
19	HOSE_51	1	
20	HOSE_52	1	
21	HOSE_53	1	
22	HOSE_54	1	
23	TUBE5	1	
24	TUBE7	1	
25	TUBE8	1	
26	TUBE_1	1	
27	TUBE_2	1	
28	TUBE_3	1	
29	TUBE_4	1	
30	TUBE_6	1	

SEE PAGE 54-55 "BELLY ORBIT MOTOR WITH HYDRAULIC HOSES AND FITTINGS" FOR OTHER CONNECTIONS

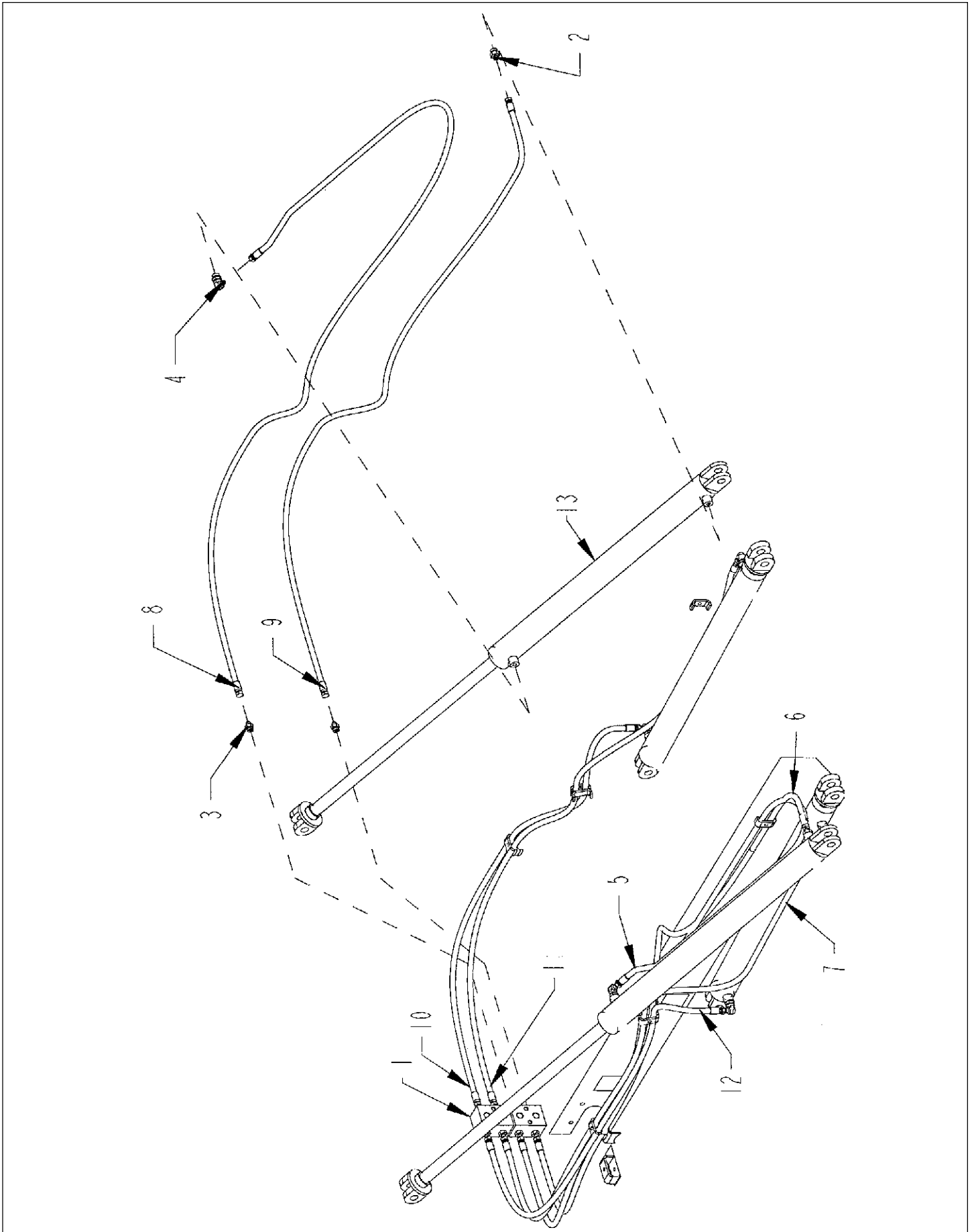
**HYDRAULIC CONVEYOR CYLINDER VALVES WITH HOSES
AND FITTINGS FOR REMOTE RADIO**



**HYDRAULIC CONVEYOR CYLINDER VALVES WITH HOSES
AND FITTINGS FOR REMOTE RADIO**

ITEM	PART	QTY.	PART DESCRIPTION
1	3800279	1	FTG\1-1/16MORX1-1/16MJIC\90
2	3800453	2	FTG\3/4MORX9/16MJIC\90
3	3800462	1	FTG\1-1/16NUTFJICS
4	3800465	1	FTG\1-1/16FJICX7/16MJIC\ADPT
5	3800481	1	FTG\1-1/16MJICX1-1/16MJICX1-1/16MOR\BR;TEE
6	3800483	2	FTG\3/4MORX3/4MJICX3/4MJIC\RUN;TEE
7	3800533	2	FTG\3/4MORX9/16MJIC\45
8	3800551	4	CLAMP\HOSE\1-1/4\4HOLES
9	4000084	1	VALVE\HYD\30GPM\DBL\HOLD
10	4000105	1	VALVE\HYD\20GPM\25SPL\24V\EXPILOT
11	4000117	2	VALVE\HYD\SOLENOID\24V
12	HOSE22A	1	
13	HOSE29A	1	
14	HOSE30A	1	
15	HOSE36A	1	
16	HOSE51A	1	
17	HOSE52A	1	
18	HOSE_28	1	
19	HOSE_21A	1	
20	HOSE_35A	1	
21	HOSE_36A	1	
22	TUBE1A	1	
23	TUBE2A	1	
24	TUBE7A	1	
25	TUBE_6	1	

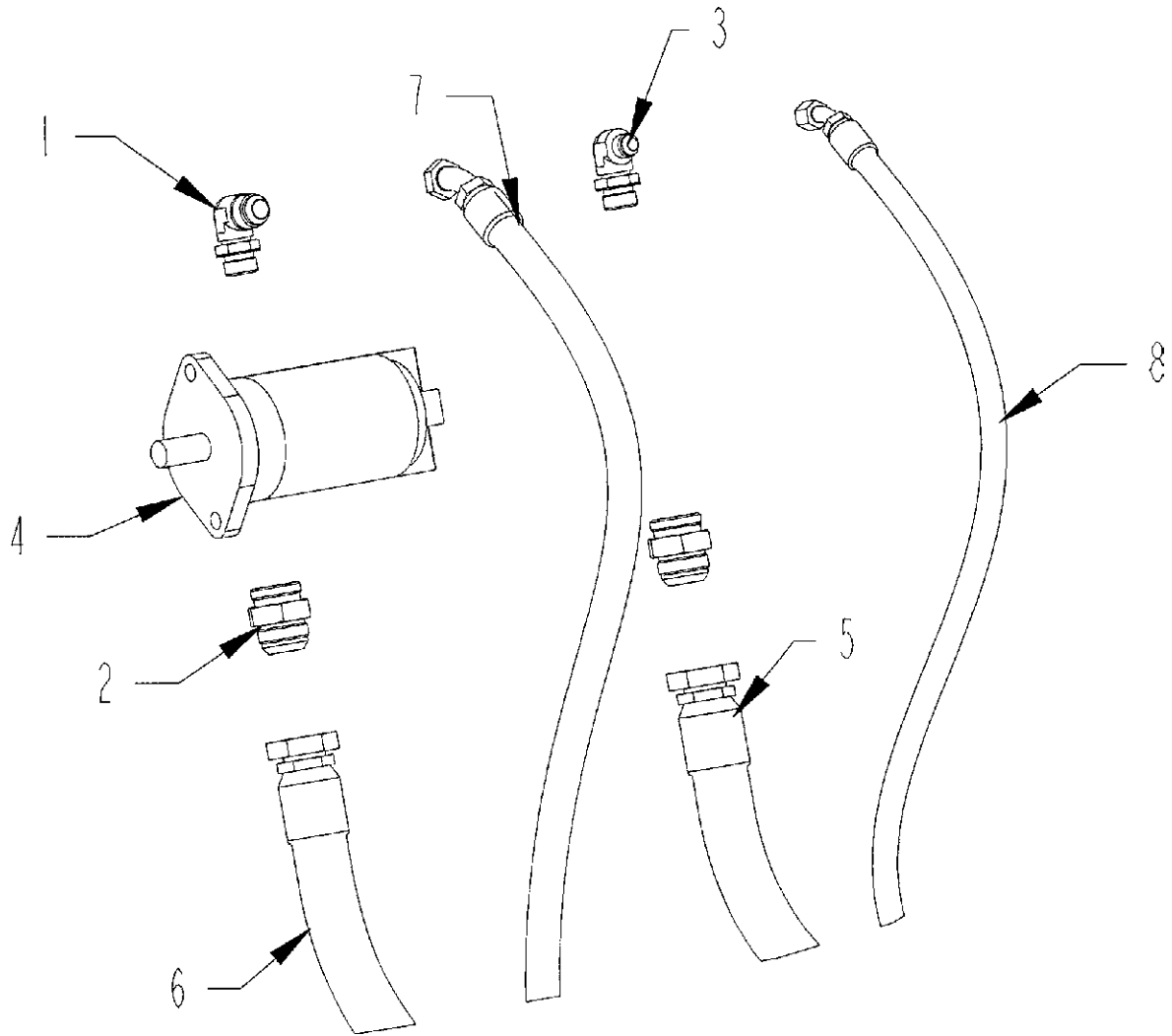
HYDRAULIC CONVEYOR CYLINDERS WITH HOSES AND FITTINGS



HYDRAULIC CONVEYOR CYLINDERS WITH HOSES AND FITTINGS

ITEM	PART	QTY.	PART DESCRIPTION
1	3800428	2	MNFLD\DBL;TEE\BLK\3/4FOR
2	3800529	2	FTG\7/8MORX9/16MJIC\ST
3	3800530	8	FTG\3/4MORX9/16MJIC\ST
4	3800538	6	FTG\7/8MORX9/16MJIC\90
5	HOSE55	1	
6	HOSE56	1	
7	HOSE58	1	
8	HOSE59	1	
9	HOSE60	1	
10	HOSE61	1	
11	HOSE62	1	
12	HOSE_57	1	
13	4100175	4	CYL\HYD\3X36\PARALLEL

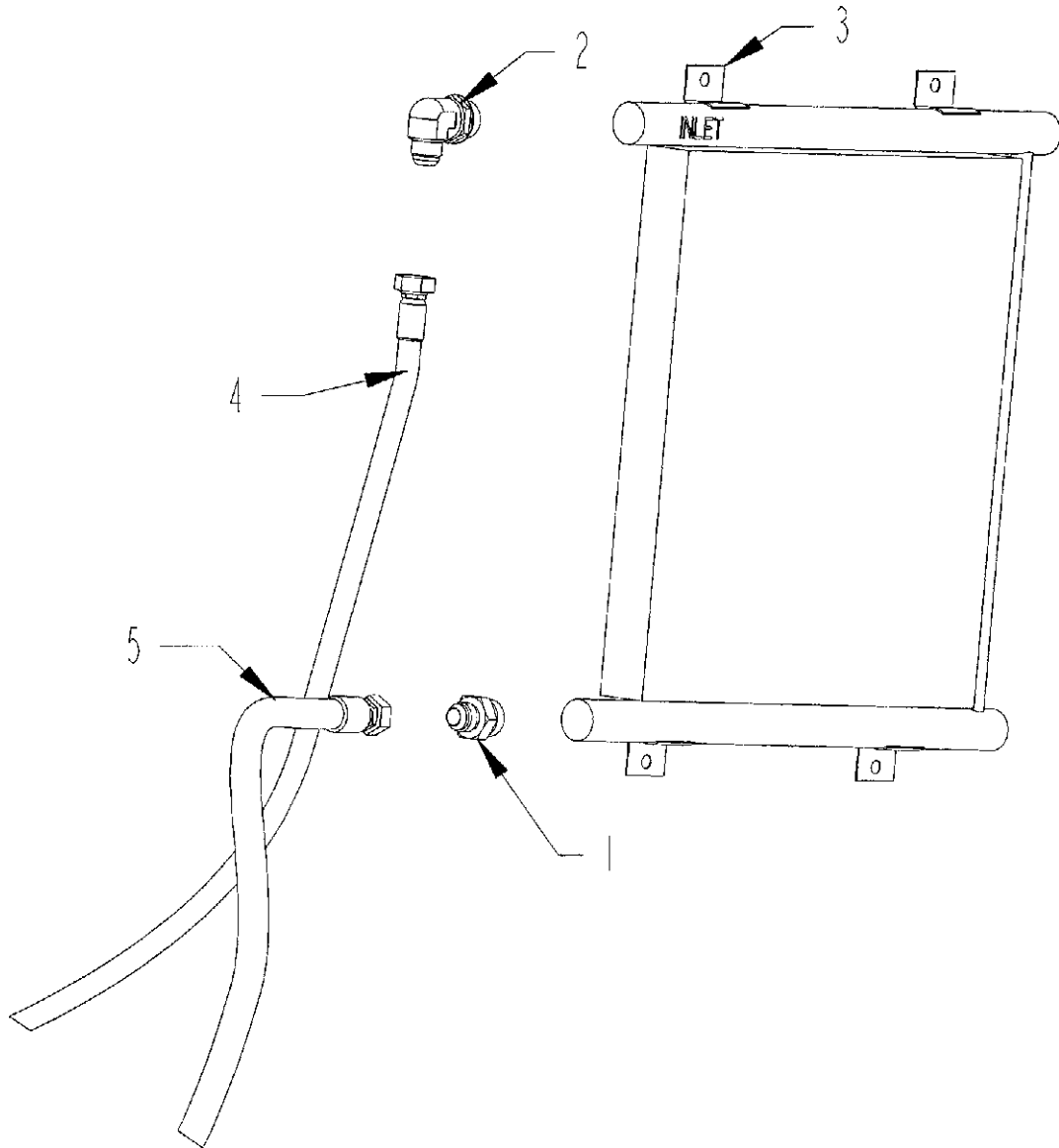
HYDRAULIC PUMP WITH HOSES AND FITTINGS



HYDRAULIC PUMP WITH HOSES AND FITTINGS

ITEM	PART	QTY.	PART DESCRIPTION
1	3800279	1	FTG\1-1/16MORX1-1/16MJIC\90
2	3800470	2	FTG\1-5/8MORX1-5/8MJIC\ST
3	3800536	1	FTG\1-1/16MORX3/4MJIC\90
4	4200030	1	20/15 DBL PUMP-WEBSTER
5	HOSE3	1	
6	HOSE4	1	
7	HOSE5	1	
8	HOSE6	1	

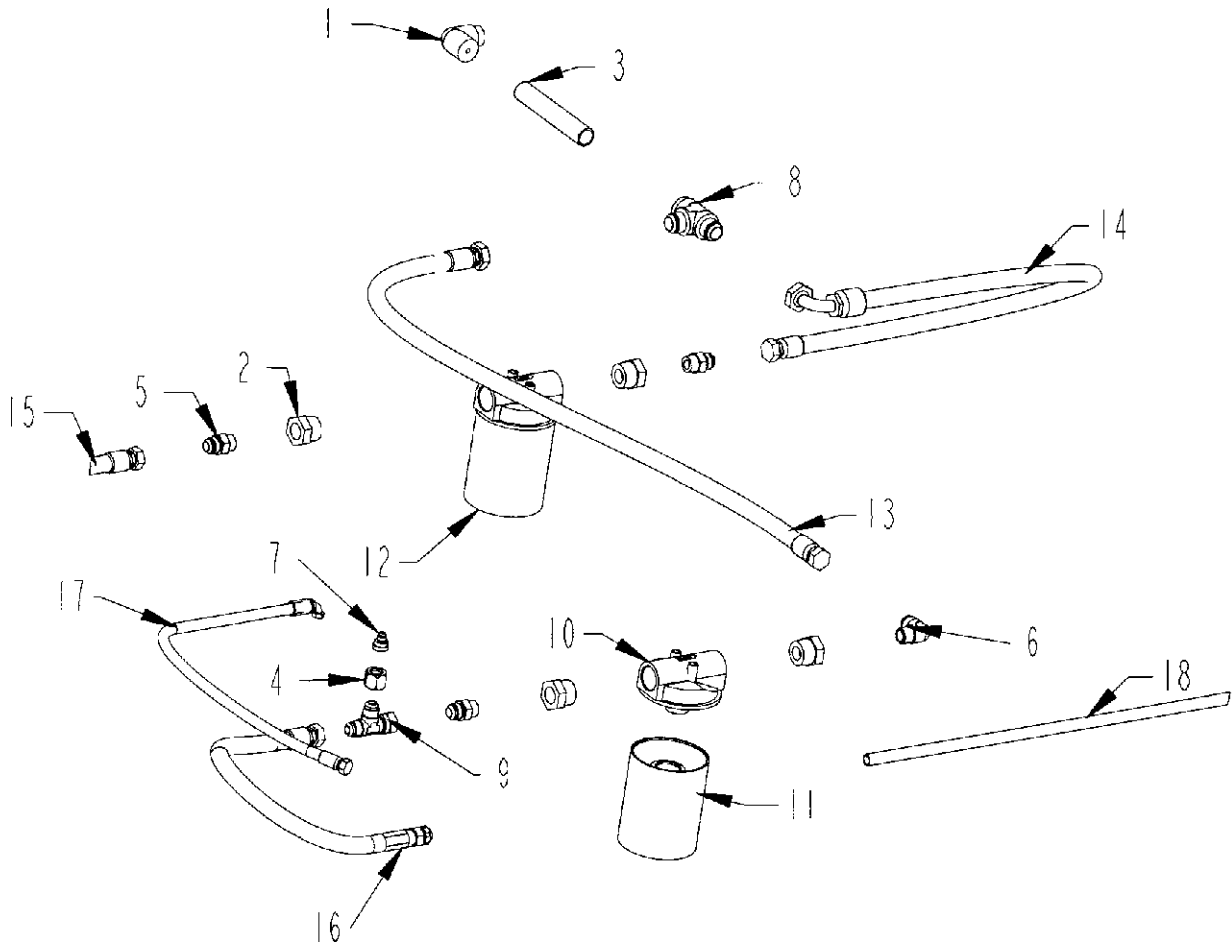
HYDRAULIC COOLER WITH HOSES AND FITTINGS



HYDRAULIC COOLER WITH HOSES AND FITTINGS

ITEM	PART	QTY.	PART DESCRIPTION
1	3800526	1	FTG\1-5/16MORX1-1/16MJC\ST
2	3800534	1	FTG\1-5/16MORX1-1/16MJC\90
3	4000127	1	RAD\HYD\19-3/4X23X2\1-5/16FOR
4	HOSE48	1	
5	HOSE49	1	

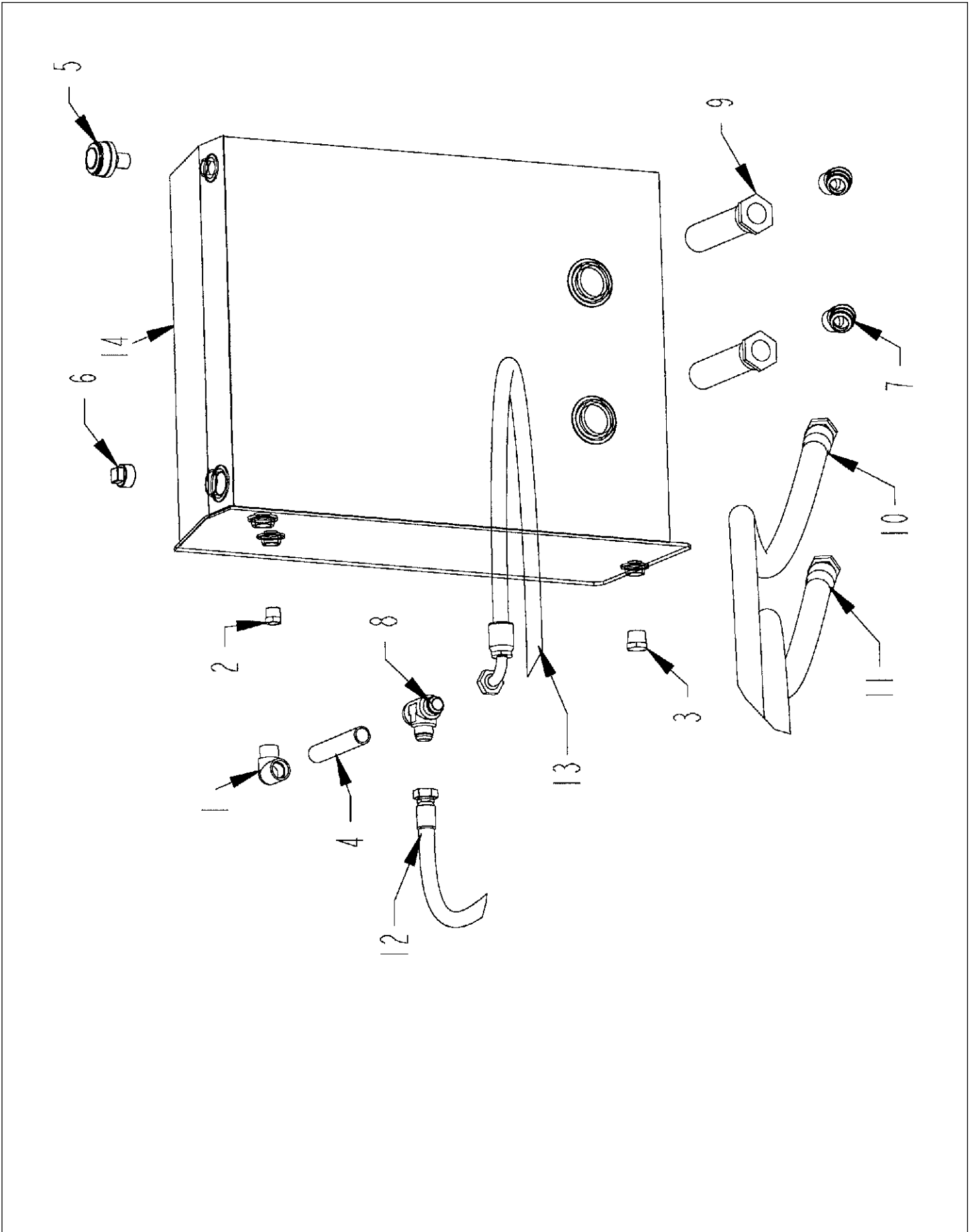
HYDRAULIC FILTERS WITH HOSES AND FITTINGS



HYDRAULIC FILTERS WITH HOSES AND FITTINGS

ITEM	PART	QTY.	PART DESCRIPTION
1	3800021	1	FTG\1MPX1FP\90\ST;EL
2	3800155	4	FTG\1-1/4MPX3/4FP\BUSH
3	3800215	1	FTG\1MPX7\NIPPLE
4	3800462	1	FTG\1-1/16NUTFJICS
5	3800539	3	FTG\1-1/16MJICX3/4MP\ST\SOLID
6	3800541	1	FTG\1-1/16MJICX3/4MP\90
7	3800542	1	FTG\1-1/16FJICX9/16MJIC\ADPT
8	3800544	1	FTG\1FPX1-5/16MJICX1-5/16MJIC
9	3800670	1	FTG\1-1/16FJICX1-1/16MJICX1-1/16MJIC\RUN;TEE
10	4400001	2	FLTR\BASE\1-1/4FP\5.1D
11	4400016	2	FLTR\ELMT\10MICRON\5.1ID
12	4400017	2	FLTR\COMP\10MICRON\5.1ID
13	HOSE46	1	
14	HOSE47	1	
15	HOSE49	1	
16	HOSE50	1	
17	HOSE10	1	From Solenoid Valve, CONTROL PANEL: CONVEYOR RUN #1
18	TUBE7	1	

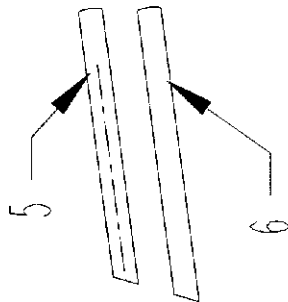
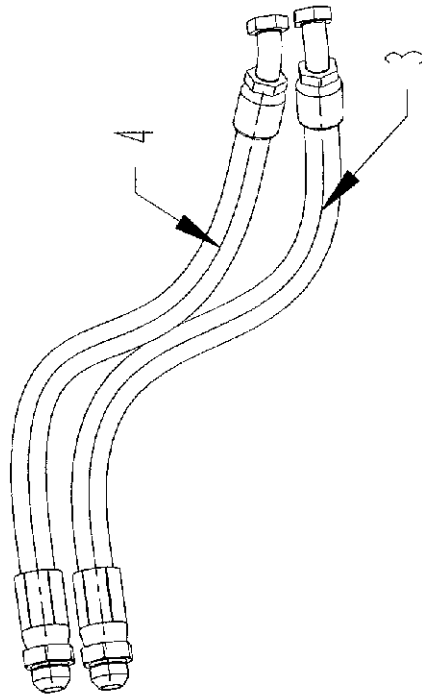
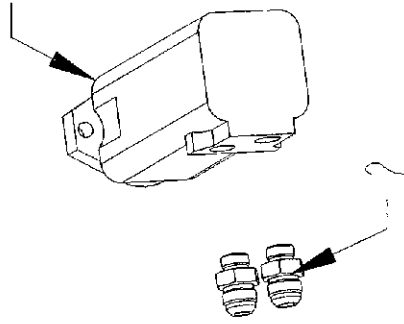
HYDRAULIC TANK WITH HOSES AND FIXTURES



HYDRAULIC TANK WITH HOSES AND FIXTURES

ITEM	PART	QTY.	PART DESCRIPTION
1	3800021	1	FTG\1MPX1FP\90\ST;EL
2	3800137	1	FTG\3/4MP\SIGHT GLASS
3	3800149	1	FTG\1MP\PLUG\HEX
4	3800215	1	FTG\1MPX7\NIPPLE
5	3800253	1	FTG\3/4MP\VENT
6	3800445	1	FTG\1-1/4MP\PLUG
7	3800540	2	FTG\1-1/4MPX1-5/8MJIC/45
8	3800544	1	FTG\1FPX1-5/16MJICX1-5/16MJIC
9	4400007	2	FLTR\SCRN\2MPX1-1/4FP\25GPM
10	HOSE3	1	
11	HOSE4	1	
12	HOSE46	1	
13	HOSE47	1	
14	4702183	1	HYD\OIL\50GAL\HD10P98

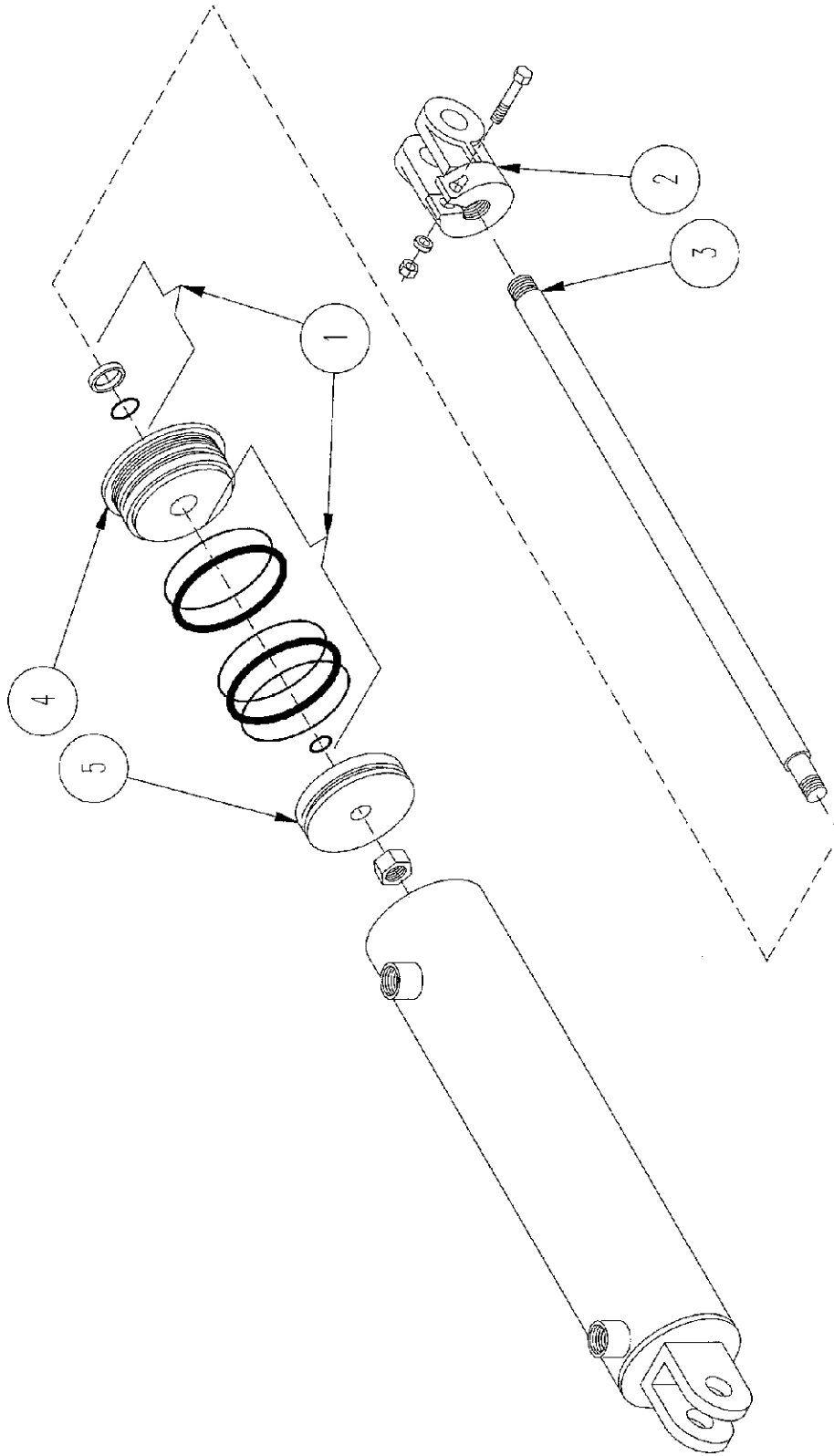
REAR CONVEYOR ORBIT MOTOR WITH HOSES AND FITTINGS



REAR CONVEYOR ORBIT MOTOR WITH HOSES AND FITTINGS

ITEM	PART	QTY.	PART DESCRIPTION
1	3900010	1	MTR\HYD\24\2000\SAE;A
2	3800527	2	FTG\7/8MORX1-1/16MJIC\ST
3	HOSE26	1	
4	HOSE27	1	
5	TUBE9	1	
6	TUBE10	1	

HYDRAULIC CYLINDER SEALS AND OTHER ITEMS

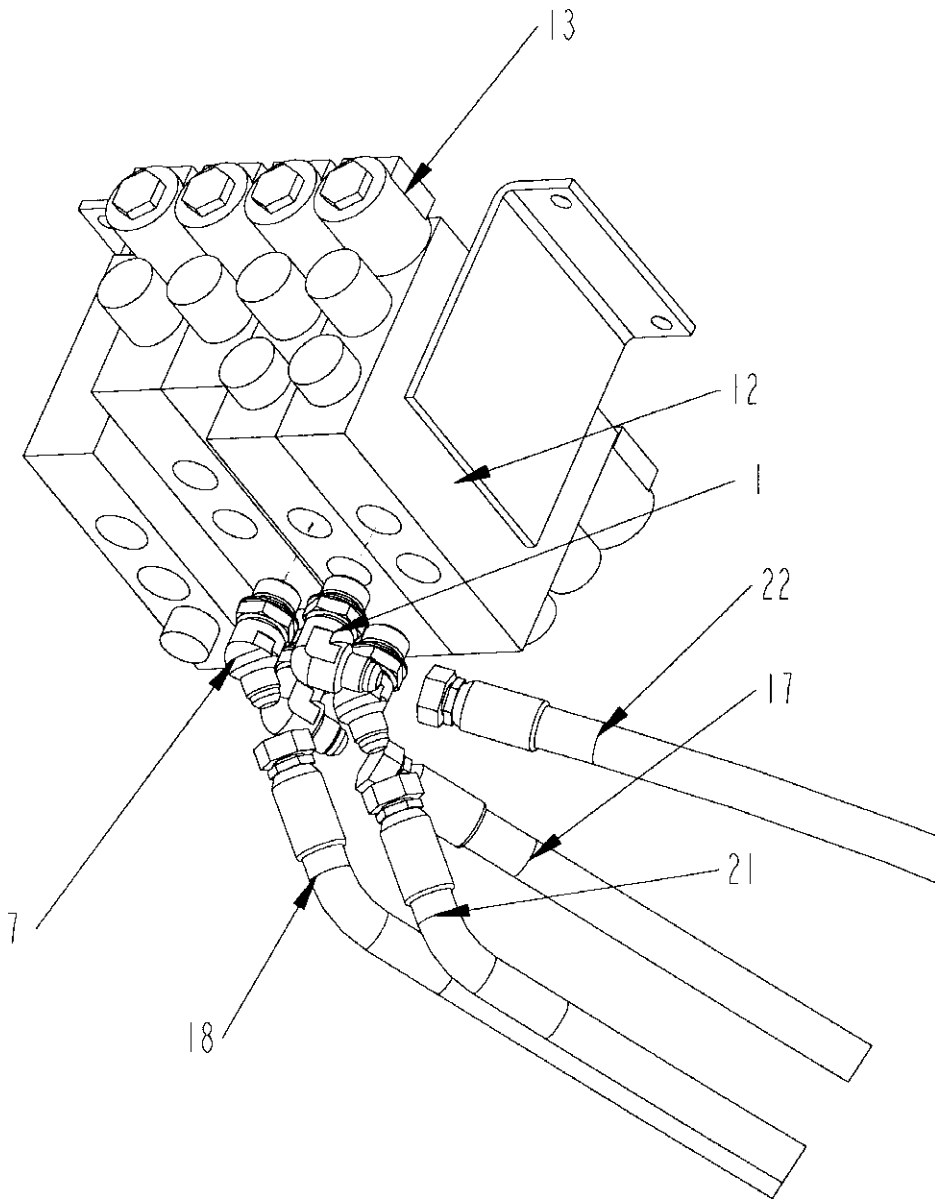


HYDRAULIC CYLINDER SEALS AND OTHER ITEMS

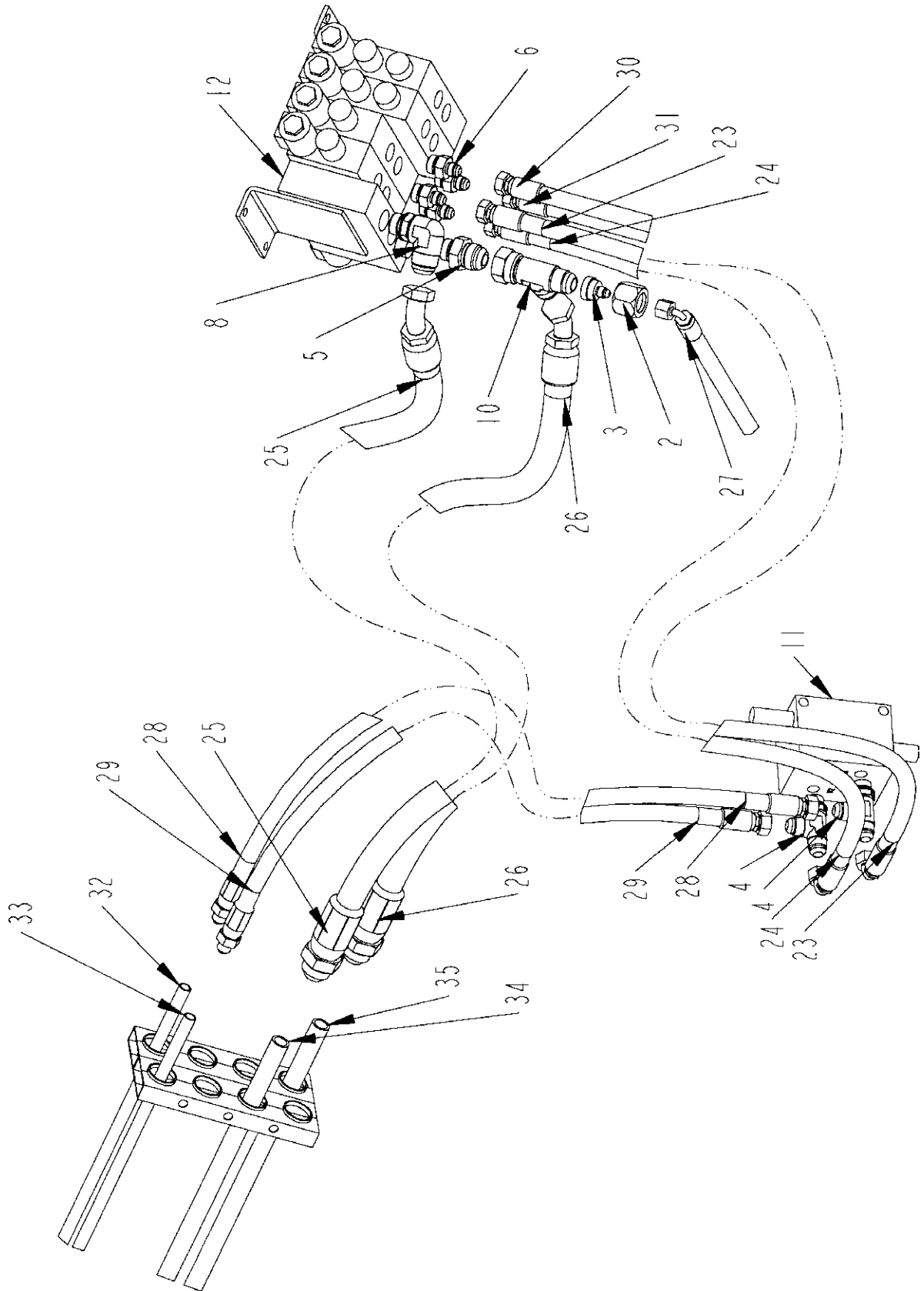
ITEM	PART	QTY.	PART DESCRIPTION
	4100175	4	CYL\HYD\3X36\PARALLEL\CLEV\7/8FOR\R6-30HB2-36
1	4100103	1	CYL\HYD\KIT\SEAL\3\1-1/2" ROD
2	4100132	1	CYL\HYD\YOKE
3	4100174	1	CYL\HYD\ROD\1-1/2\3X36
4	4100102	1	CYL\HYD\GLAND\1-1/2" ROD
5	4100104	1	CYL\HYD\PISTON\3"

ITEM	PART	QTY.	DESCRIPTION
	4100144		CYL\HYD\4X30\1-3/4"ROD\CLEVIS ENDS\O-RING PORTS
1	4100180	1	CYL\SEAL\4X30\1-3/4 ROD
2	4100181	1	CYL\YOKE\4X30\1-3/4 ROD
3	4100182	1	CYL\ROD\4X30\1-3/4 ROD
4	4100183	1	CYL\GLAND\4X30\1-3/4 ROD
5	4100184	1	CYL\PISTON\4X30\1-3/4 ROD
	4100219		CYL\HYD\BUTT\END-CAP

TUB COVER REAR VALVE - CYLINDER LINES

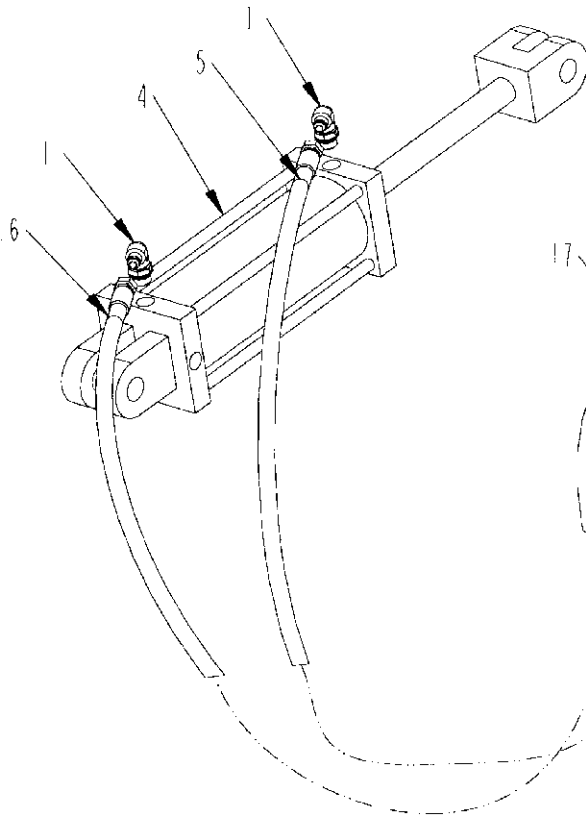


TUB COVER REAR VALVE - SUPPLY LINES

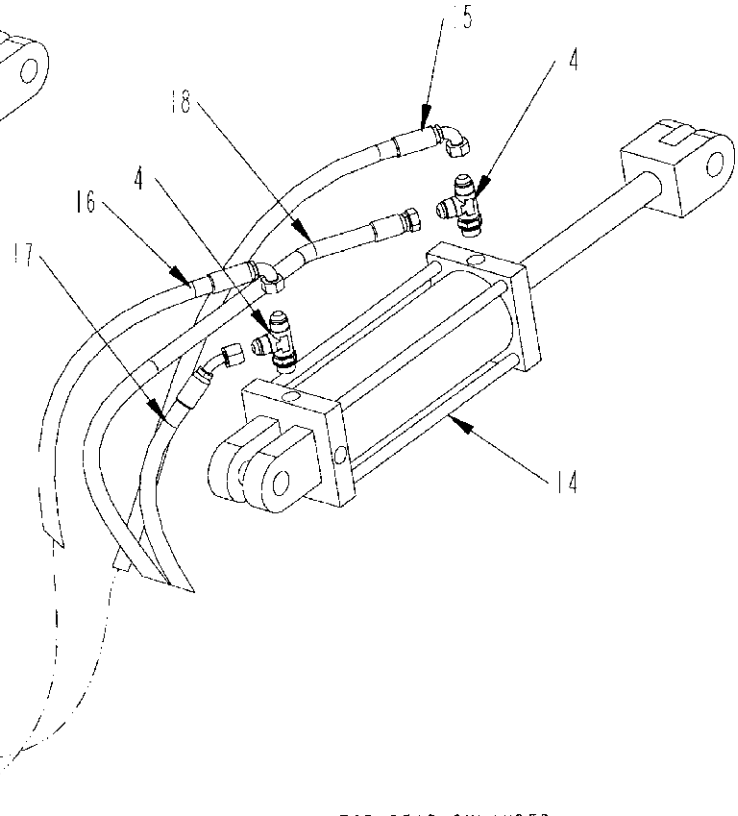


TUB COVER - UPPER & LOWER HYDRAULIC CYLINDERS

UPPER HYDRAULIC CYLINDERS

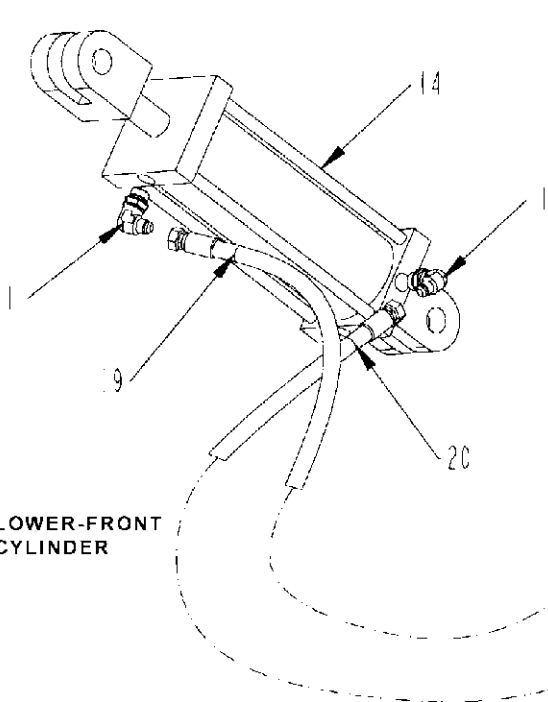


TOP-FRONT CYLINDER

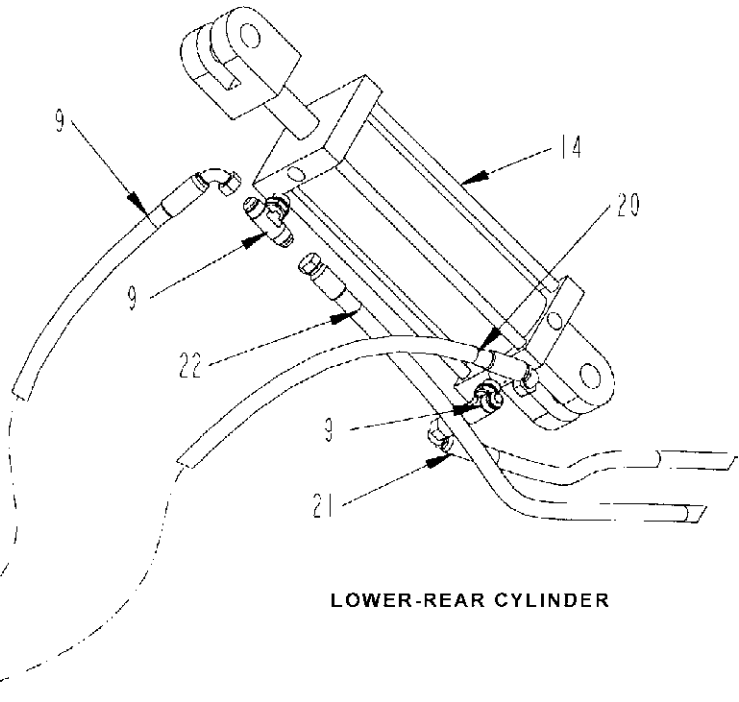


TOP-REAR CYLINDER

LOWER HYDRAULIC CYLINDERS



LOWER-FRONT CYLINDER



LOWER-REAR CYLINDER

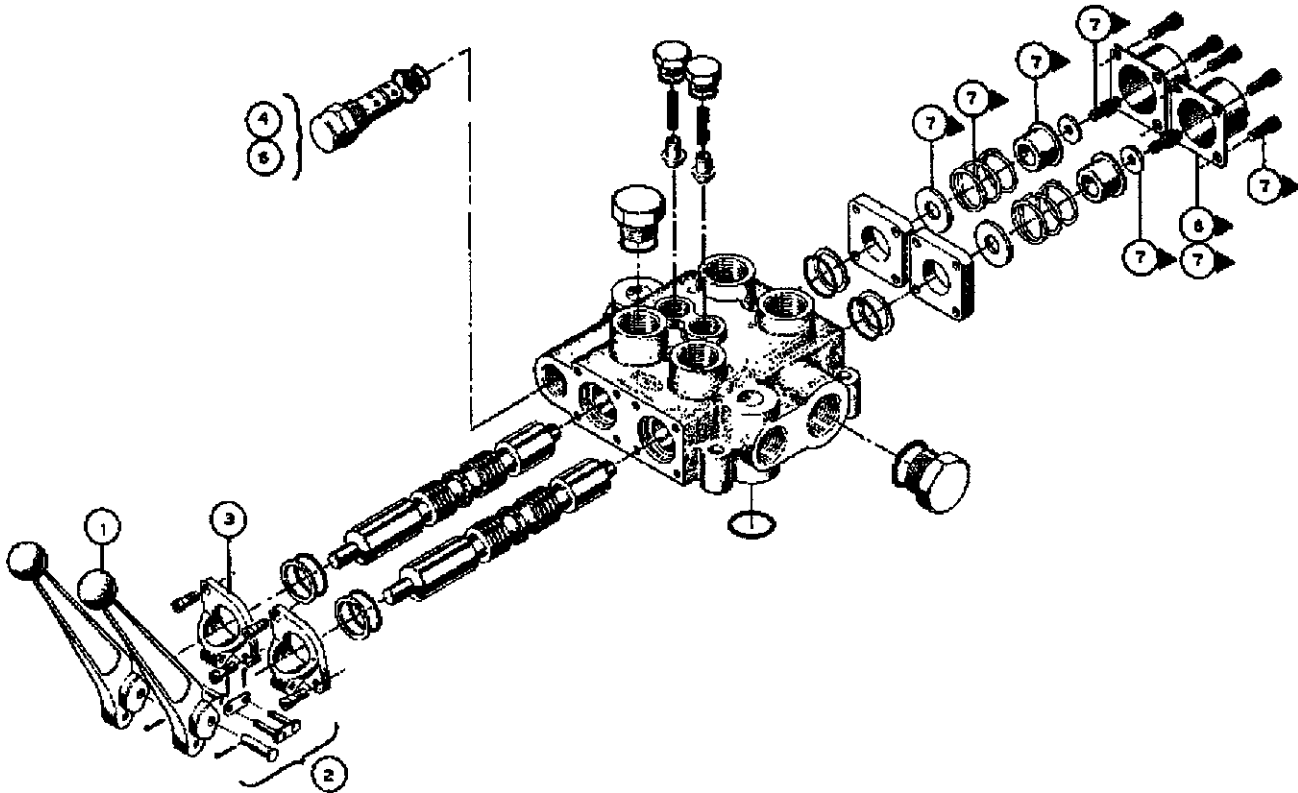
TUB COVER HYDRAULICS - PARTS LIST

ITEM	PART	QTY.	PART DESCRIPTION
1	3800453	6	FTG\3/4MORX9/16MJIC\90
2	3800462	1	FTG\1-1/16NUTFJICS
3	3800465	1	FTG\1-1/16FJICX7/16MJIC\ADPT
4	3800483	4	FTG\3/4MORX3/4MJICX3/4MJIC\RUN;TEE
5	3800527	1	FTG\7/8MORX1-1/16MJIC\ST
6	3800530	4	FTG\3/4MORX9/16MJIC\ST
7	3800533	2	FTG\3/4MORX9/16MJIC\45
8	3800535	1	FTG\7/8MORX1-1/16MJIC\90
9	3800588	2	FTG\3/4MJICX3/4MJICX3/4MOR\TEE
10	3800670	1	FTG\1-1/16FJICX1-1/16MJICX1-1/16MJIC\RUN;TEE
11	4000084	1	VALVE\HYD\30GPM\DBL\HOLD
12	4000178	1	VALVE\HYD\4SPL\24\VTC
13	4000195	9	SOL\HYD\12VDC\HYDRAFORCE
14	4100185	4	CYL\HYD\3-1/2X8\TIE
15	HOSE_01_TC10	1	RTRN TOP-FRT CYL TO RTRN TOP-REAR CYL
16	HOSE_02_TC10	1	PRESS TOP-FRT CYL TO PRESS TOP-REAR CYL
17	HOSE_03_TC10	1	PRESS TOP-REAR CYL TO VLV BNK
18	HOSE_04_TC10	1	RTRN TOP-REAR CYL TO VLV BNK
19	HOSE_05_TC10	1	RTRN LWR-FRT CYL TO RTRN LWR-REAR CYL
20	HOSE_06_TC10	1	PRESS LWR-FRT CYL TO RTRN LWR-REAR CYL
21	HOSE_07_TC10	1	PRESS LWR-REAR CYL TO VLV BNK
22	HOSE_08_TC10	1	RTRN LWR-REAR CYL TO VLV BNK
23	HOSE_09_TC10	1	VLV BNK TO CONV LIFT HOLD VLV
24	HOSE_10_TC10	1	VLV BNK TO CONV LIFT HOLD VLV
25	HOSE_11_TC10	1	TUBE 6 TO PRESS IN VLV BNK
26	HOSE_21B	1	TUBE 7 TO RETURN ON VLV BNK
27	HOSE_28B	1	CONV ORBIT CASE DRAIN TO RTRN ON VLV BNK
28	HOSE_35B	1	TUBE 1 TO CONV PRESS HOLD VLV
29	HOSE_36B	1	TUBE 2 TO CONV PRESS HOLD VLV
30	HOSE_51_B	1	CONV FOLD MANIFOLD TO VLV BNK
31	HOSE_52B	1	CONV FOLD MANIFOLD TO VLV BNK
32	TUBE_1_TC_PB	1	TUBE ALONG MAIN FRAME
33	TUBE_2_TC_PB	1	TUBE ALONG MAIN FRAME
34	TUBE_6_TC_PB	1	TUBE ALONG MAIN FRAME
35	TUBE_7_TC_PB	1	TUBE ALONG MAIN FRAME

4000093 (O-RING)

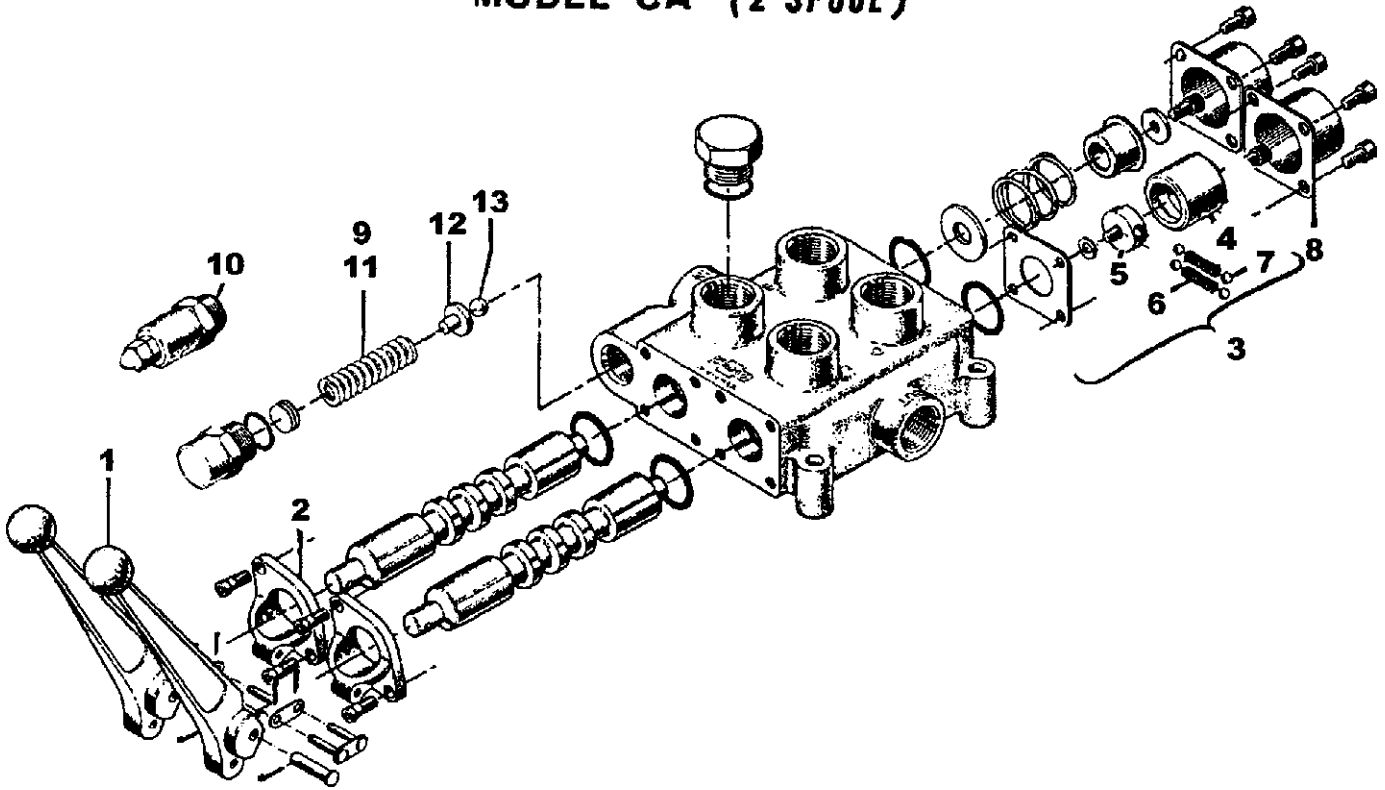
MODEL BA – two spool

*Torque 9-11 Ft. Lbs.
on capscrews*



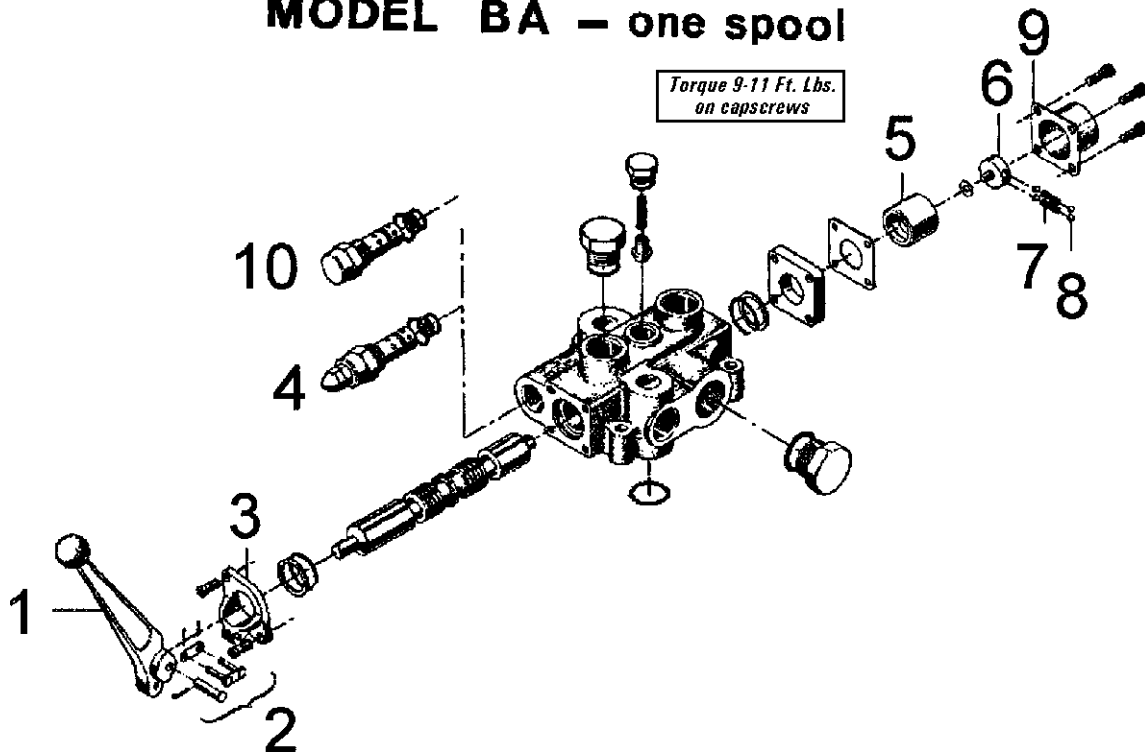
ITEM	PART	PART DESCRIPTION
1	4000001	HANDLE/HYD/VALVE BANK
2	4000002	CONNECTOR LINK W/PIN
3	4000004	BRKT/HYD/VALVE BANK
4	4000006	VALVE\ADJ\RELIEF
5	4000065	NON ADJ.VALVE
6	4000029	END CAP -HYD VALVE VALVE
7	4000106	VALVE\KIT\SPRING\CENTER
	7501004	SEAL KIT
	4000010	VALVE\HYD\2-SPL\3POS-4WF PIPE THREAD
	4000093	VALVE\HYD\2-SPL\3POS-4WF ORING-THREAD

4000096
MODEL CA (2 SPOOL)



ITEM	PART	PART DESCRIPTION
1	4000001	2 HANDLE/HYD/VALVE BANK
2	4000004	2 BRKT/HYD/VALVE BANK
3	4000021	1 DETENT SCREW ASSEMBLY
4	4000025	1 DETENT SLEEVE-HYD VALVE
5	4000026	1 DETENT RETAINER (SCREW)
6	4000027	2 DETENT SPRING-HYD VALVE
8	4000029	2 END CAP -HYD VALVE VALVE
7	4000028	4 BALL 1/4"STEEL-HYD VALVE
9	4000049	1 RELIEF VALVE SPRING 1250 TO 1750 PSI
10	4000066	1R0045 RELIEF PLUG
11	4000067	RELIEF VALVE SPRING 1750 TO 2250 PSI
12	4000068	1 1R0014 RELIEF SPRING GUID
13	4000069	1 2A0017-14 7/16 STEEL BALL
	4000096	VALVE\HYD\W\DETENT\O-RING
	4000050	VALVE\HYD\W\DETENT\PIPE THREAD

MODEL BA – one spool

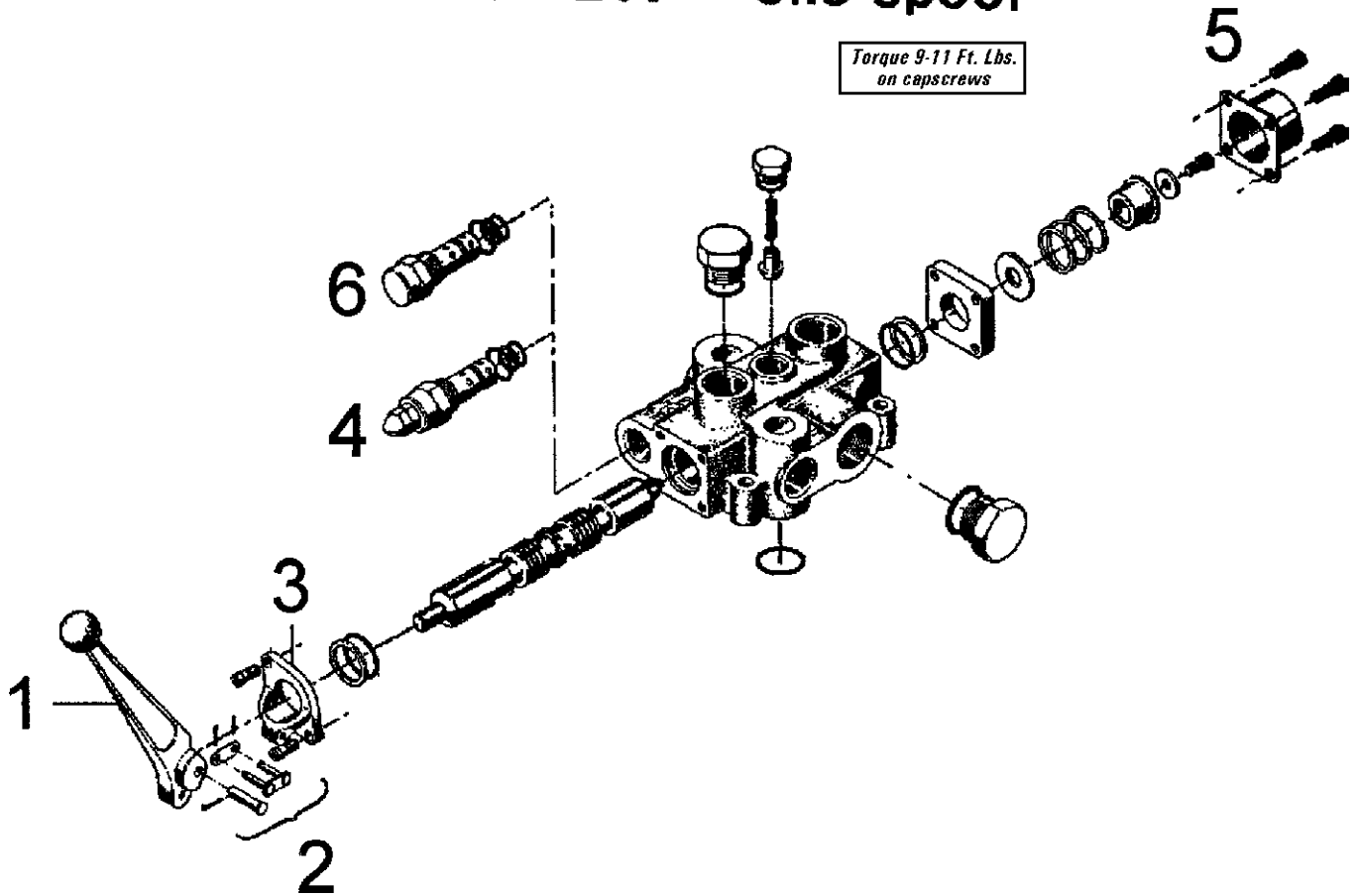


ITEM	PART	PART DESCRIPTION
1	4000001	HANDLE/HYD/VALVE BANK
2	4000002	CONNECTOR LINK W/PIN
3	4000004	BRKT/HYD/VALVE BANK
4	4000006	VALVEADJ/RELIEF
5	4000025	DETENT SLEEVE-HYD VALVE
6	4000026	DETENT RETAINER (SCREW)
7	4000027	DETENT SPRING-HYD VALVE
8	4000028	BALL 1/4"STEEL-HYD VALVE
9	4000029	(END CAP -HYD VALVE VALVE)
10	4000065	NON ADJ.VALVE 1R003710180
	4000021	DETENT SCREW ASSEMBLY FOR B&C VALVES
	7501013	SEAL KIT
	4000095	VALVE\HYD\1-SPLW/DETENT

4000111

MODEL BA – one spool

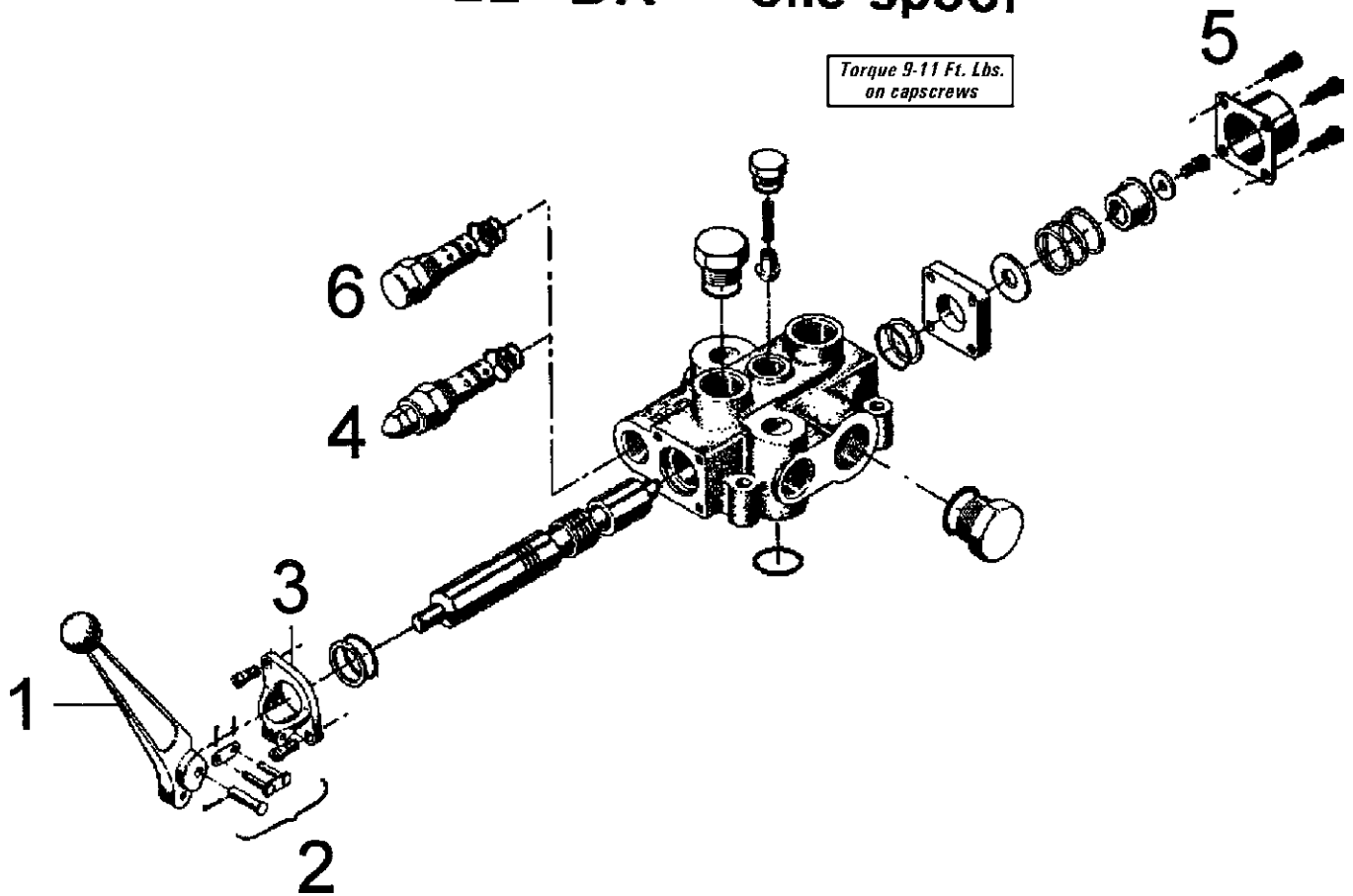
*Torque 9-11 Ft. Lbs.
on capscrews*



ITEM	PART	PART DESCRIPTION
1	4000001	HANDLE/HYD/VALVE BANK
2	4000002	CONNECTOR LINK W/PIN
3	4000004	BRKT/HYD/VALVE BANK
4	4000006	VALVE\ADJ\RELIEF
5	4000029	(END CAP -HYD VALVE VALVE)
6	4000065	NON ADJ.VALVE 1R003710180
	4000106	VALVE\KIT\SPRING\CENTER
	7501013	SEAL KIT

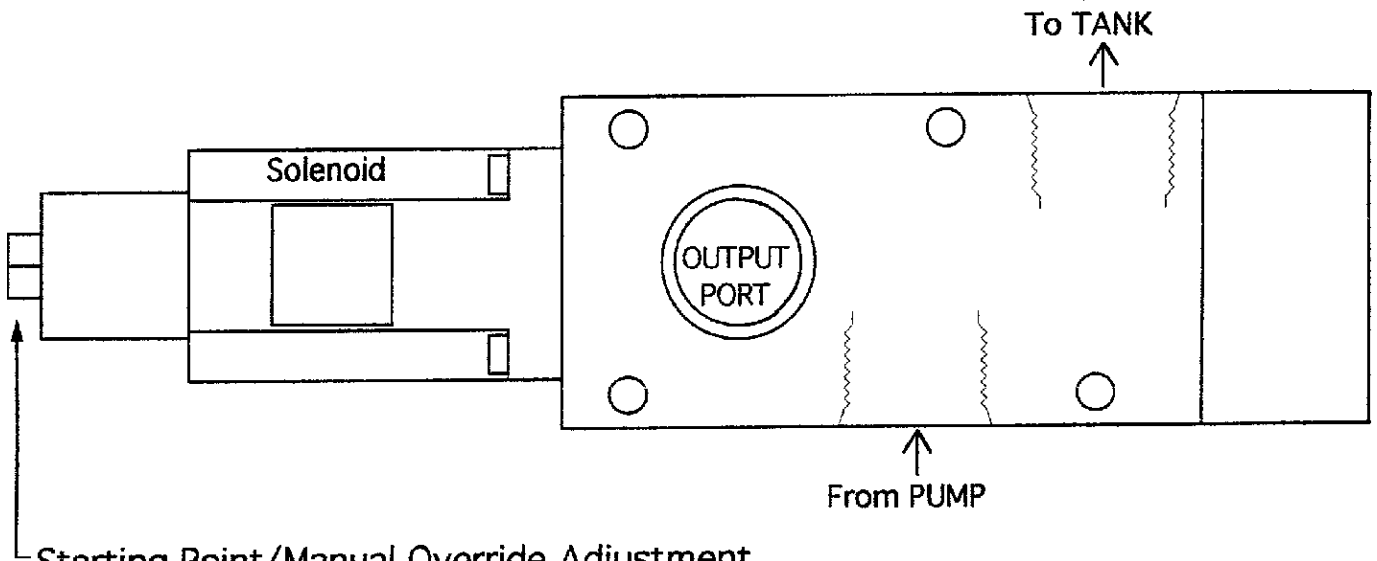
4000128

MODEL BA – one spool



ITEM	PART	PART DESCRIPTION
1	4000001	HANDLE/HYD/VALVE BANK
2	4000002	CONNECTOR LINK W/PIN
3	4000004	BRKT/HYD/VALVE BANK
4	4000006	VALVE\ADJ\RELIEF
5	4000029	(END CAP -HYD VALVE VALVE)
6	4000065	NON ADJ.VALVE 1R003710180
	4000106	VALVE\KIT\SPRING\CENTER
	7501013	SEAL KIT

FLOW CONTROL VALVE - CV98 - 4300064



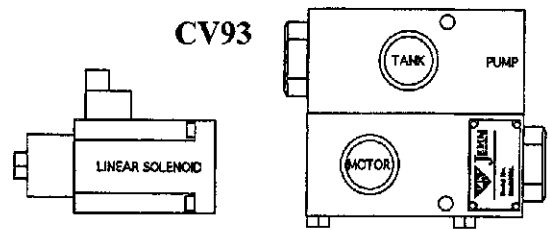
Starting Point/Manual Override Adjustment

The starting point is preset to 0 GPM. If any further adjustment is required;
 1- Loosen jam nut. 2- Turn the adjusting screw clockwise to increase the flow or counter clockwise to decrease flow. 3- Gently tighten the jam nut.

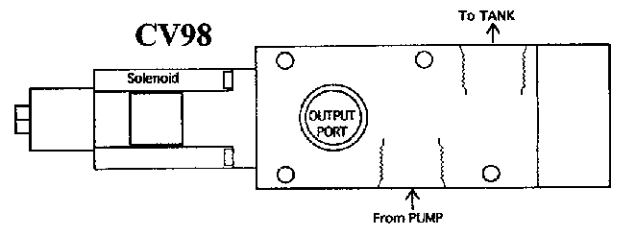
WARNING- If the adjusting screw is turned to far counter clockwise, the valve will behave erratically or stop working all together. Turn the adjusting screw no more than 1/16 to 1/8 of a turn counter clockwise after flow has stopped.

For manual operation when electrical control fails, turn the adjusting screw clockwise until the desired constant flow is obtain.

PART	QTY	DESCRIPTION
		CV93
4300053		Valve\Servo\20gpm\24v
		CV98
4300064	1	Valve\Servo\15gpm\24vDC
4300054		Solenoid\Hyd Valve\24V, see notes below



Valve 4300053



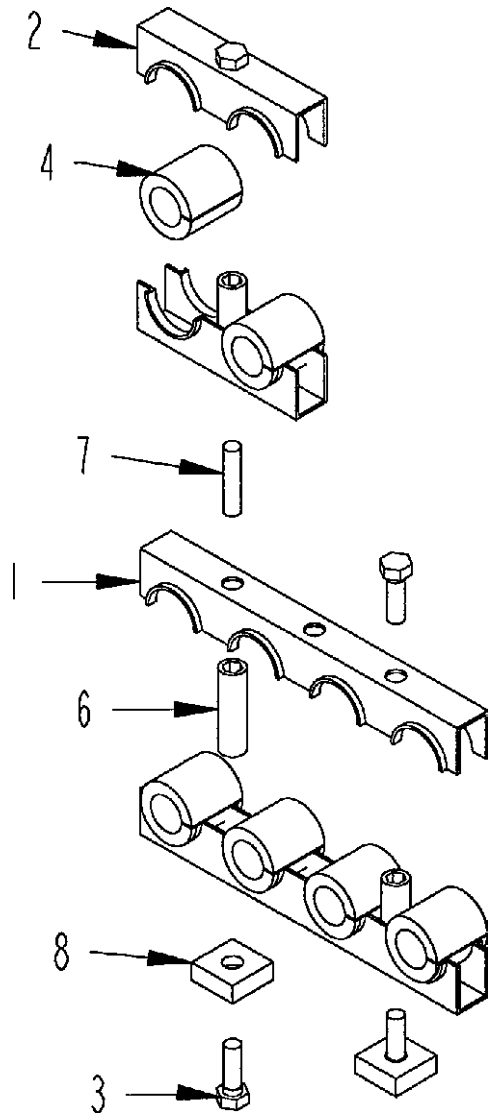
Valve 4300064

Note - The difference between the 12Volt and 24Volt solenoid is listed on the serial number plates.

The solenoids are Elwood 160261-xx6 or 160261-xx9. The 6 is a 12 volt solenoid, the 9 is a 24 volt solenoid. Also, 12 or 24 are stamped on the newest serial number plates.

Note - 15 GPM is standard flow rate.

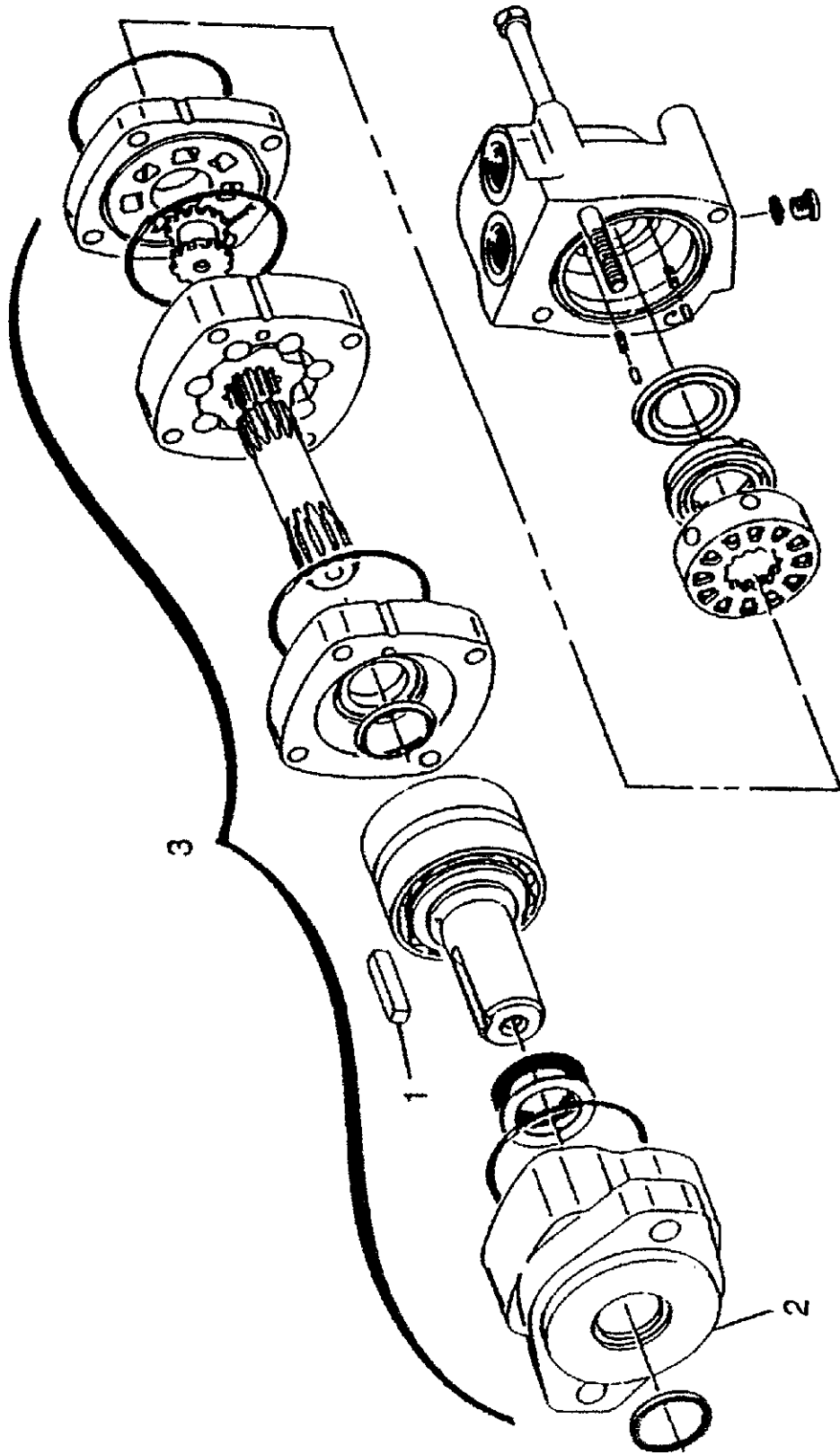
HYDRAULIC TUBE CLAMP ASSEMBLIES



HYDRAULIC TUBE CLAMP ASSEMBLIES

ITEM	PART	QTY.	PART DESCRIPTION
1-1/4 TUBE CLAMP			
1	3800551	2	CLAMP\HOSE\1-1/4\4HOLES
2	3800552	2	CLAMP\HOSE\1-1/4\2HOLES
3	4800013	4	BOLT\HEX\5/16X1
4	3800649		BUSH\RBBR\1TUBE\1-1/4ODX1IDX1-1/4L 30mmODX25mmID
4	3800650		BUSH\RBBR\3/4TUBE\1-1/4ODX3/4IDX1-1/4L 30mmODX19mmID
4	3800651		BUSH\RBBR\5/8TUBE\1-1/4ODX5/8IDX1-1/4L 30mmODX16mmID
4	3800652		BUSH\RBBR\1/2TUBE\1-1/4ODX1/2IDX1-1/4L 30mmODX13mmID
6	4800603	3	NUT\STACK\5/16X1-3/4\NC
7	4800604	1	BOLT\STUD\5/16X1-3/8\NC
8	3800654	2	HLDR\5/16BOLT\WELDON
2-1/4 TUBE CLAMP			
2	3800646	2	CLAMP\TUBE\2-1/4\2;HOLES
3	4800003	4	BOLT\HEX\3/8X1
3	4800098	4	BOLT\HEX\3/8X1-1/4
4	3800647		BUSH\RBBR\1-3/4TUBE\2-1/4ODX1-3/4ID 57mmODX44mmID
4	3800648		BUSH\RBBR\1TUBE\2-1/4ODX1ID 57mmODX25mmID
6	4900153	3	NUT\STACK\3/8X2-3/4\NC
7	4800614	1	BOLT\STUD\3/8X2\NC
8	3800653	2	HLDR\3/8BOLT\WELDON

ORBIT MOTORS



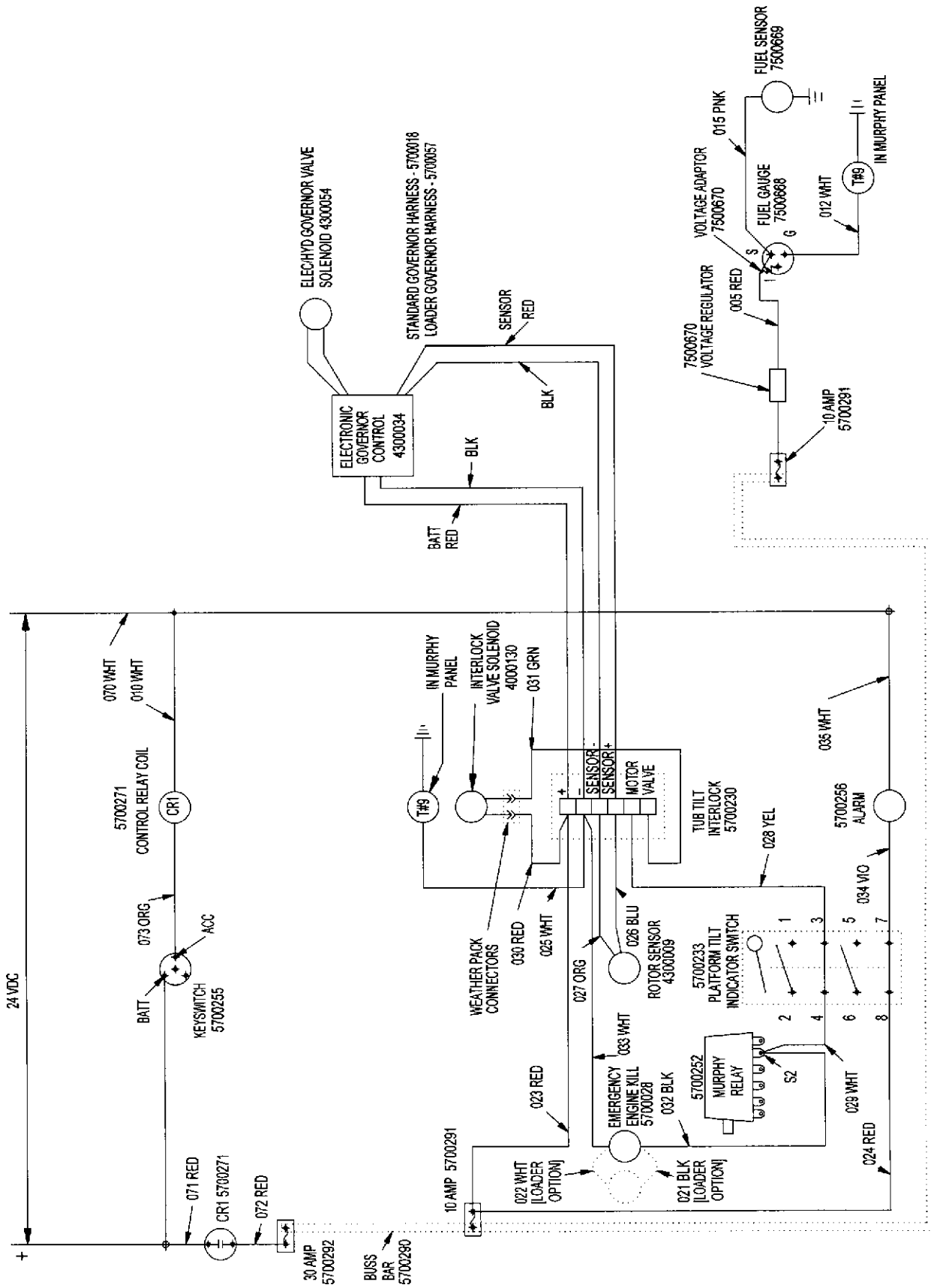
ORBIT MOTORS

ITEM	PART	QTY.	PART DESCRIPTION
1	6200004	1	5/16" X 1-1/2" KEY
2	3900011	1	MOUNTING FLANGE
3	3900010	2	MTR\HYD\24\2000\SAE:A
4	7501005	1	SEAL KIT

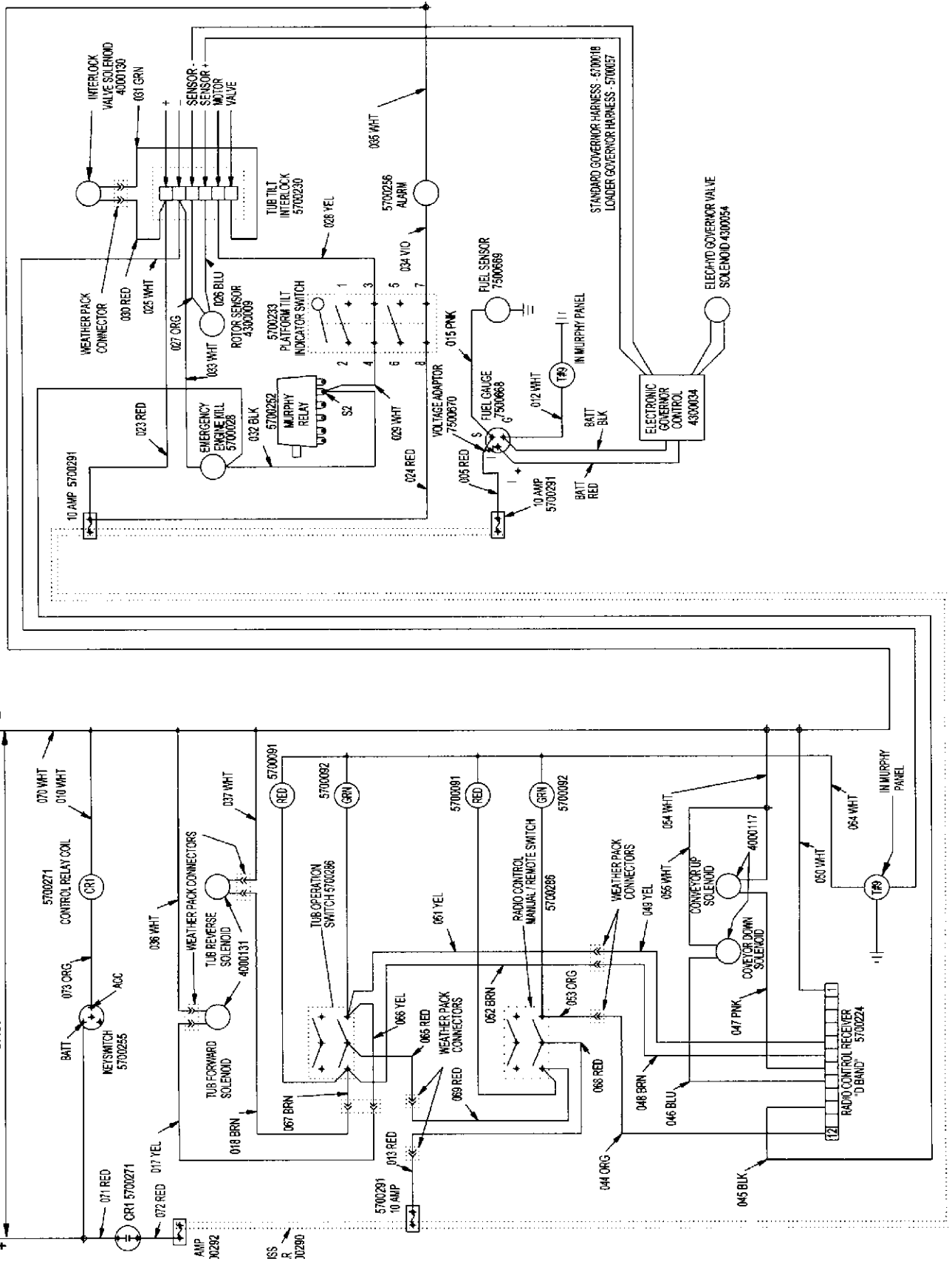
ITEM	PART	QTY	DESCRIPTION
1	6200004	1	5/16" X 1-1/2" KEY
2	3900011	1	MOUNTING FLANGE
3	3900014	1	COMPLETE M2000 ORBIT MOTOR 9.6 C.I.
4	7501005	1	SEAL KIT

ITEM	PART	QTY	DESCRIPTION
1	6200004	1	5/16" X 1-1/2" KEY
2	3900011	1	MOUNTING FLANGE
3	3900005	1	MTR\HYD\14.9\2000\SAE:A
4	7501005	1	SEAL KIT

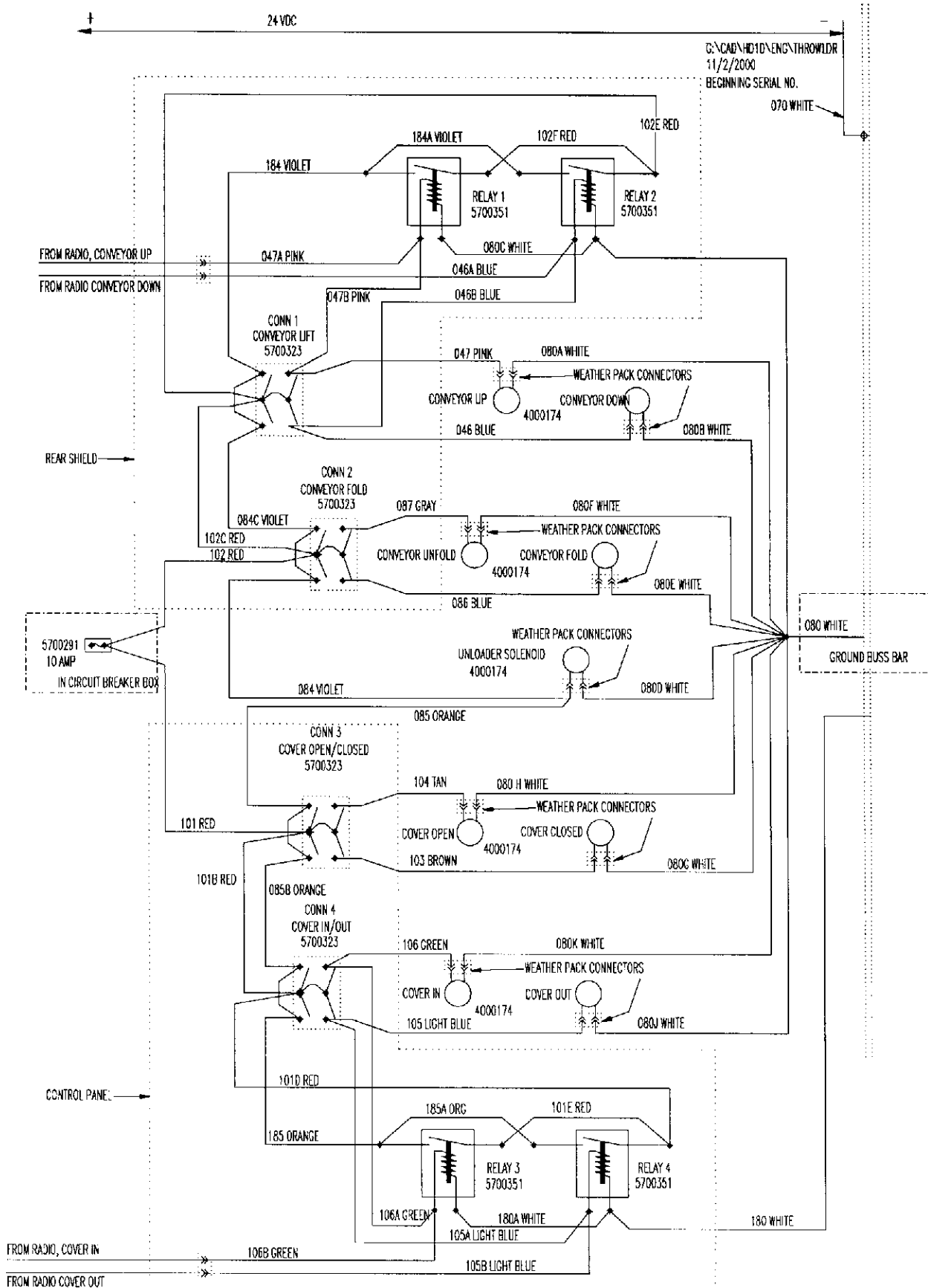
24V SCHEMATIC BASIC PACKAGE



24V SCHEMATIC FOR REMOTE RADIO



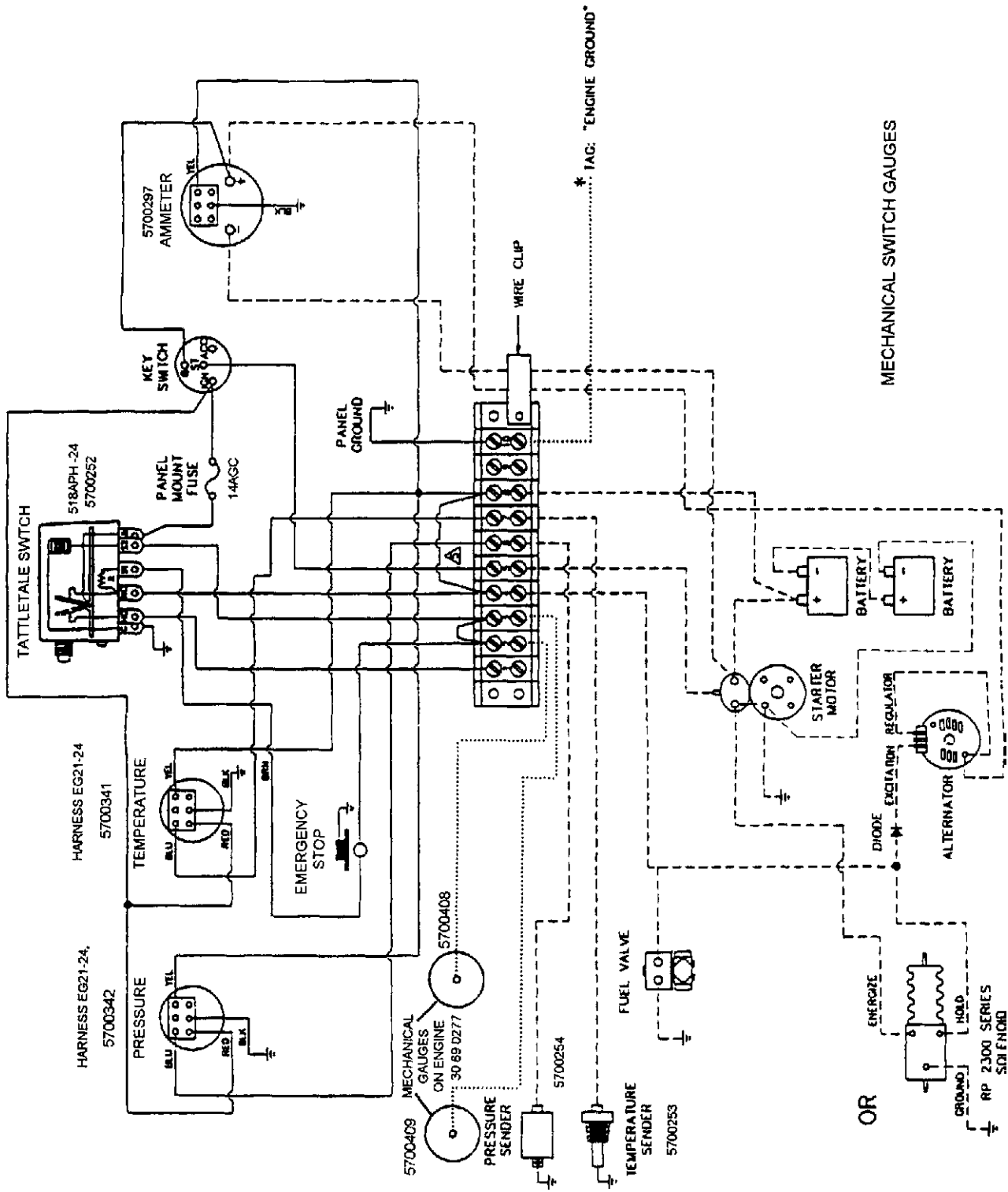
24V SCHEMATIC FOR TUB COVER



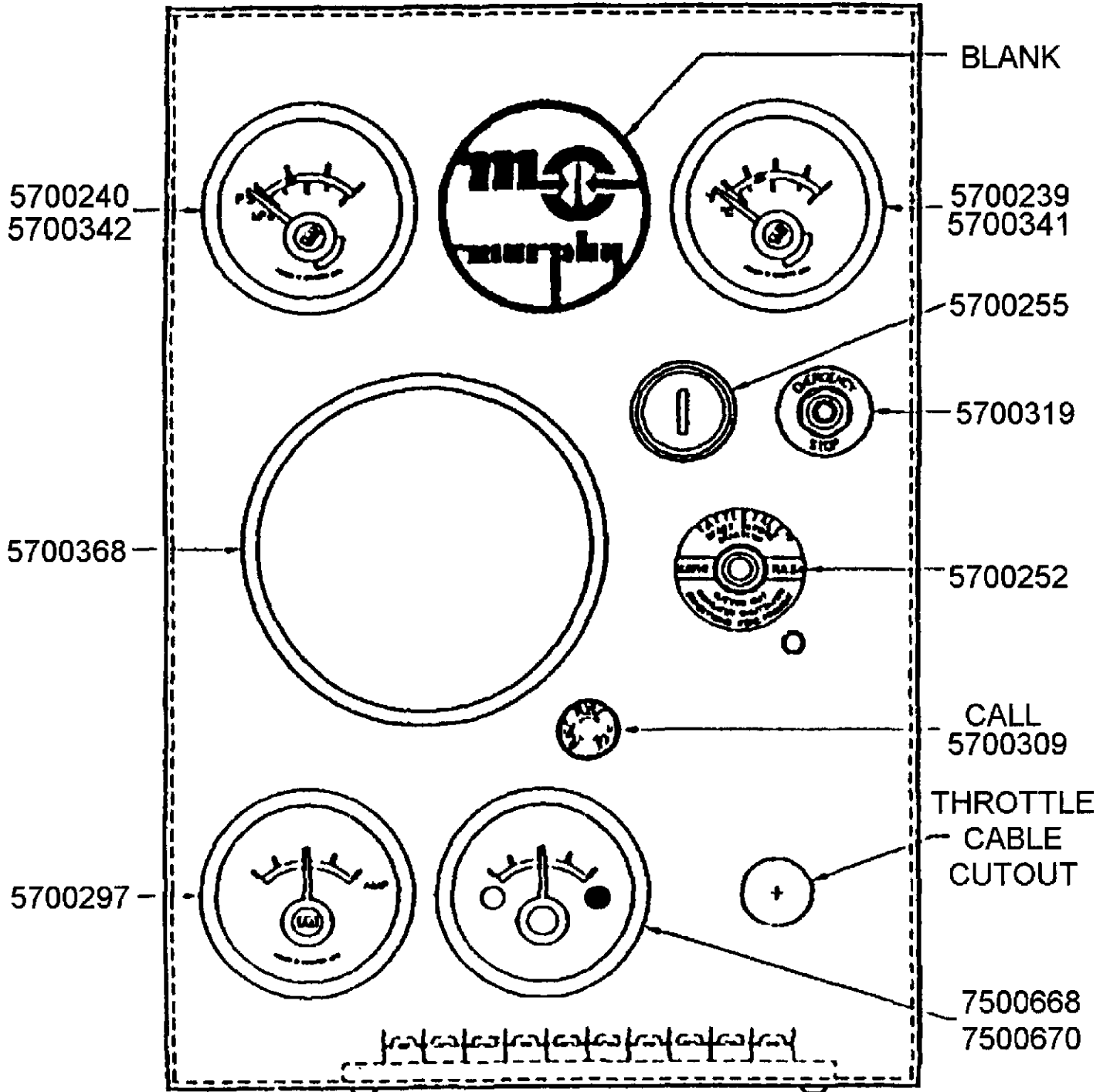


Clearing the Way for a Better Tomorrow

MECHANICAL SWITCH GAUGE SCHEMATIC



MURPHY PANEL

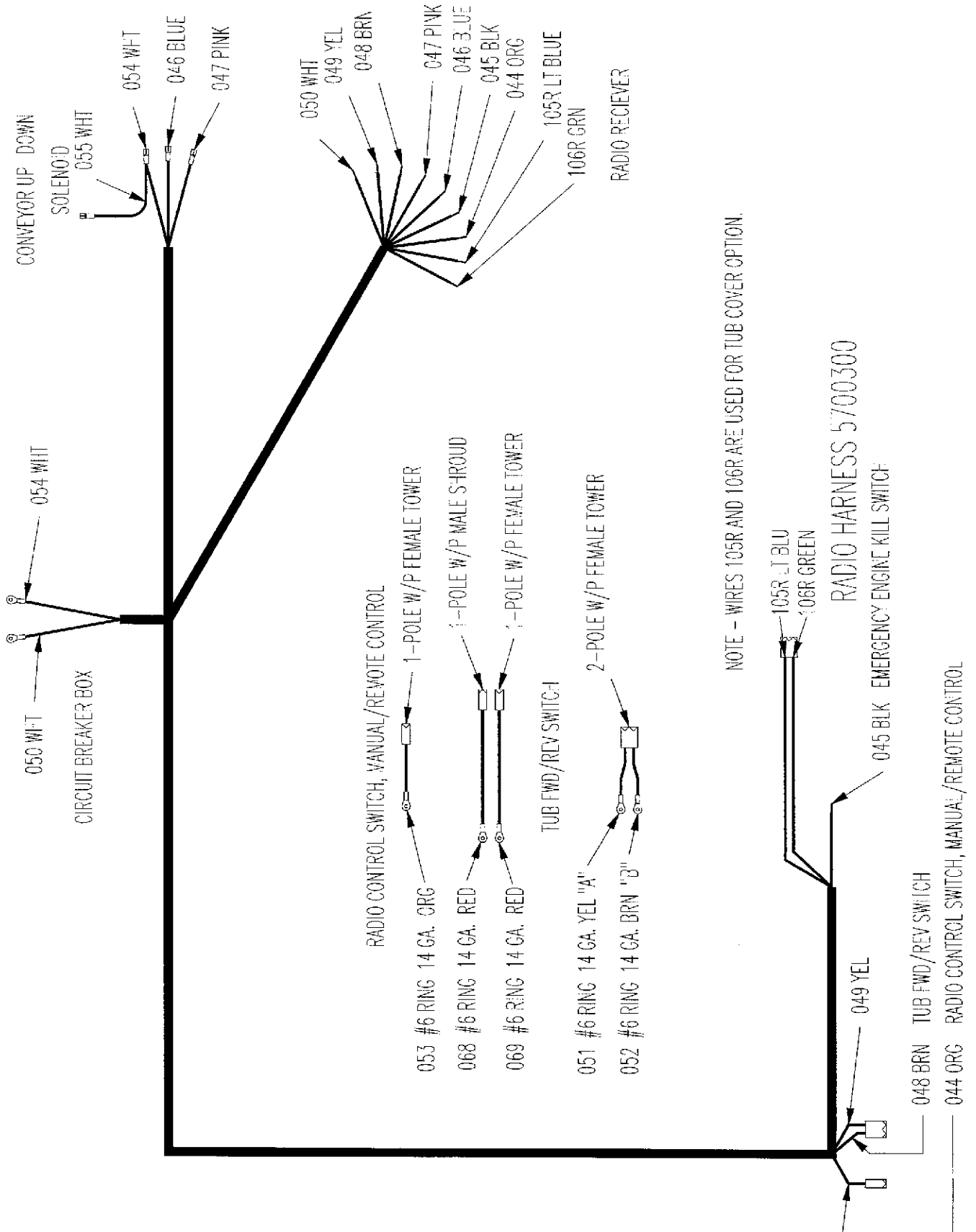


POWER SUPPLY HARNESS 24V

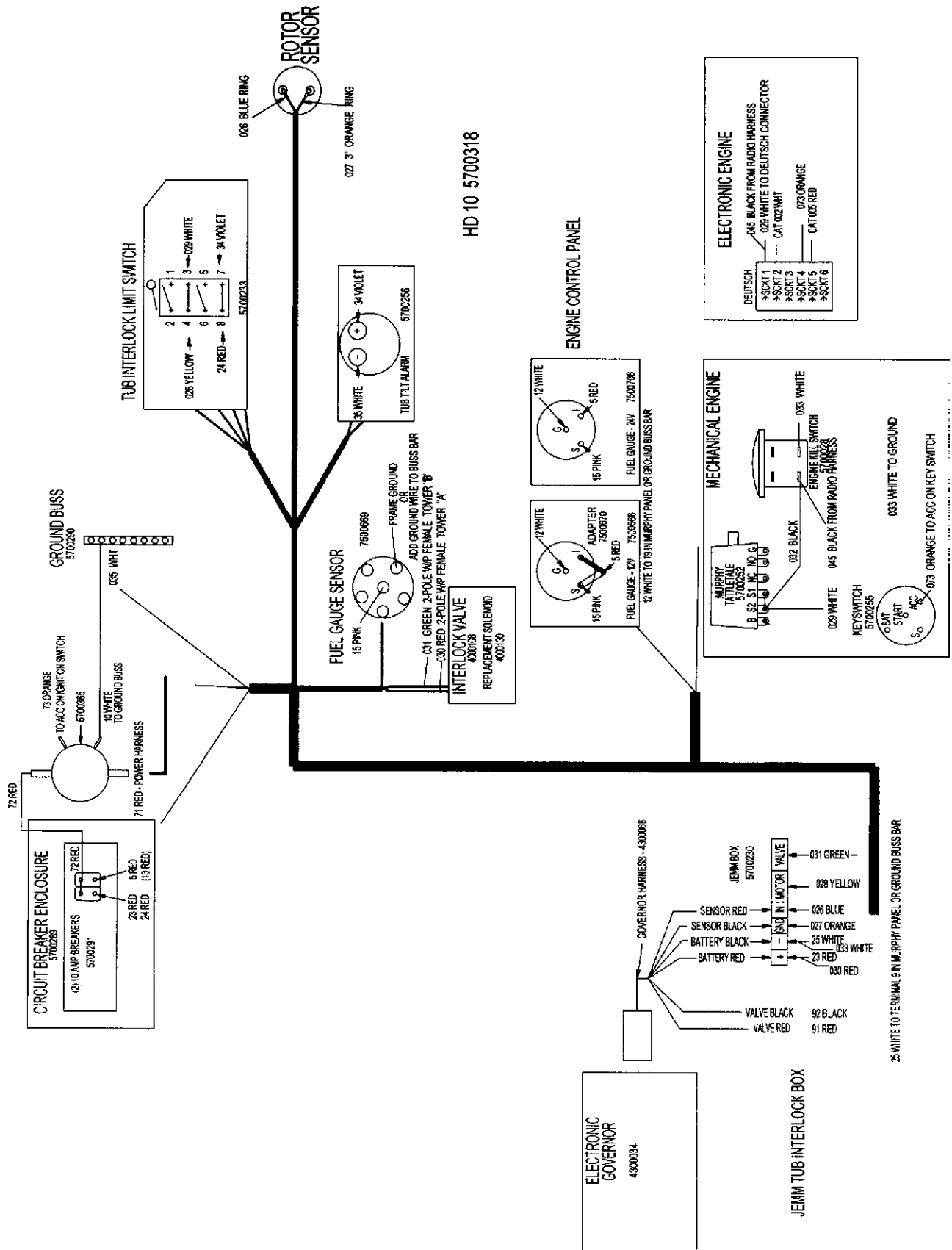
Part Number: 5700339



Part Number: 5700300

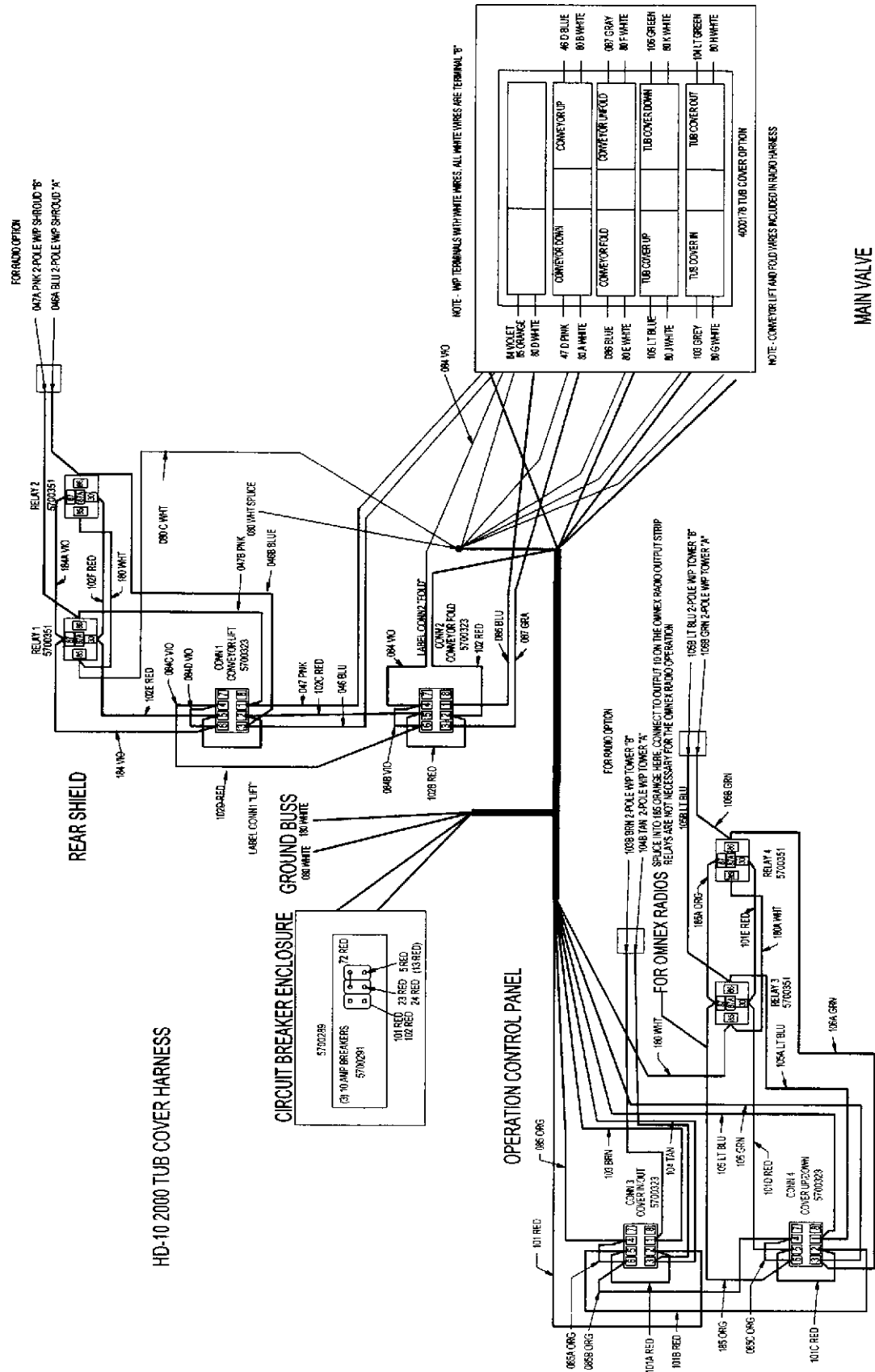


Part Number: 5700318

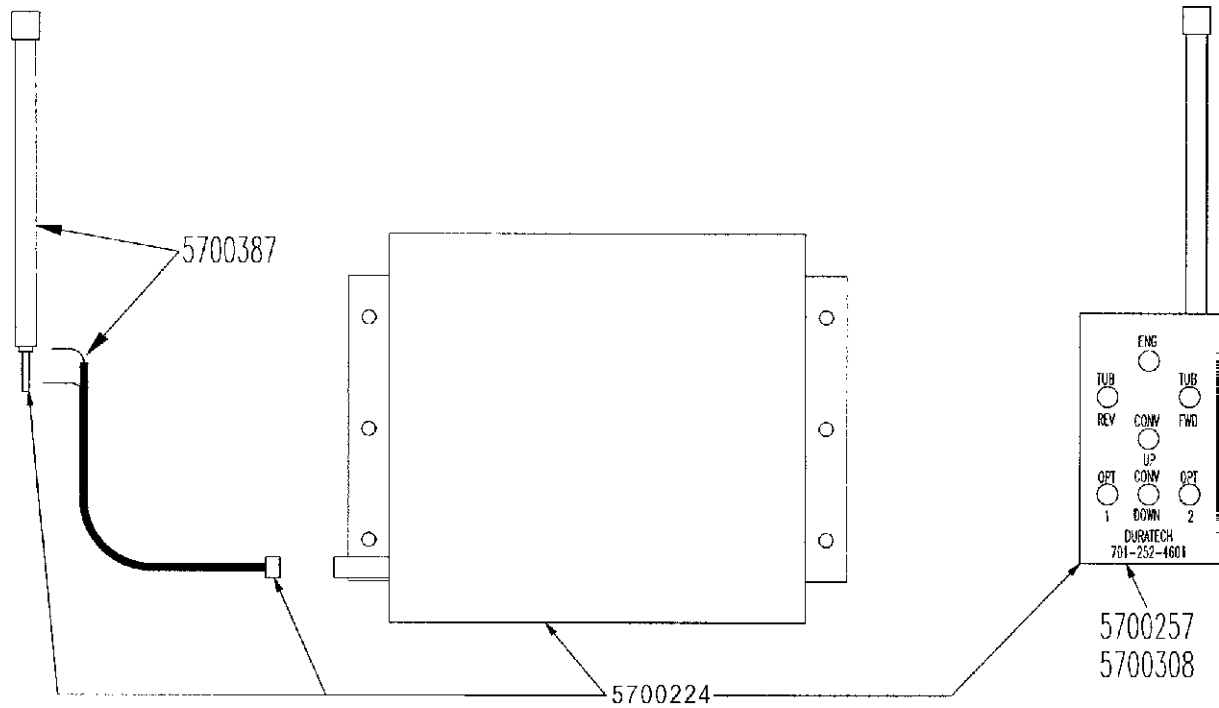


TUB COVER WIRING HARNESS

Part Number: 5700417



RADIO REMOTE CONTROL



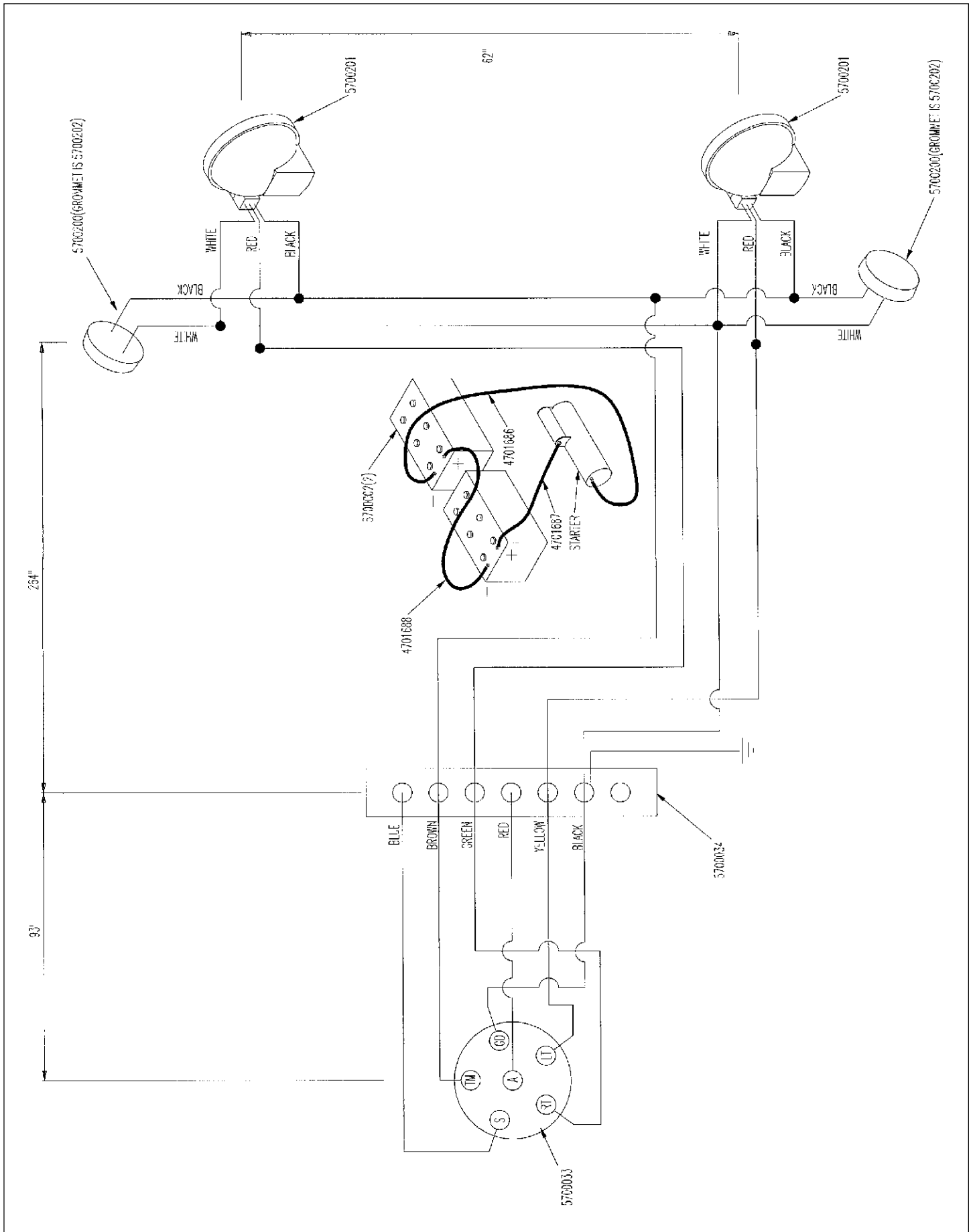
MICROTRONIC'S INC.																			
ADDRESS CODE																			
1	2	3	4	5	6	7	8	9	10	11	12	13	14	15	16	17	18	19	20
A B C D E F																			
S/N _____																			

BE SURE TO SPECIFY TRANSMITTER CODE LETTER WHEN ORDERING TRANSMITTER

RADIO REMOTE CONTROL

PART	QTY.	PART DESCRIPTION
5700224	1	RADIO\REMOTE\CONTROL\7B
5700257	1	RADIO\REMOTE\SENDER\7B\D BAND
5700308	1	RADIO\REMOTE\SENDER\7B\C BAND
5700344	1	RADIO\REMOTE\24V\7F\RBLT
5700387	1	RADIO\REMOTE\ANTENNA&CABL

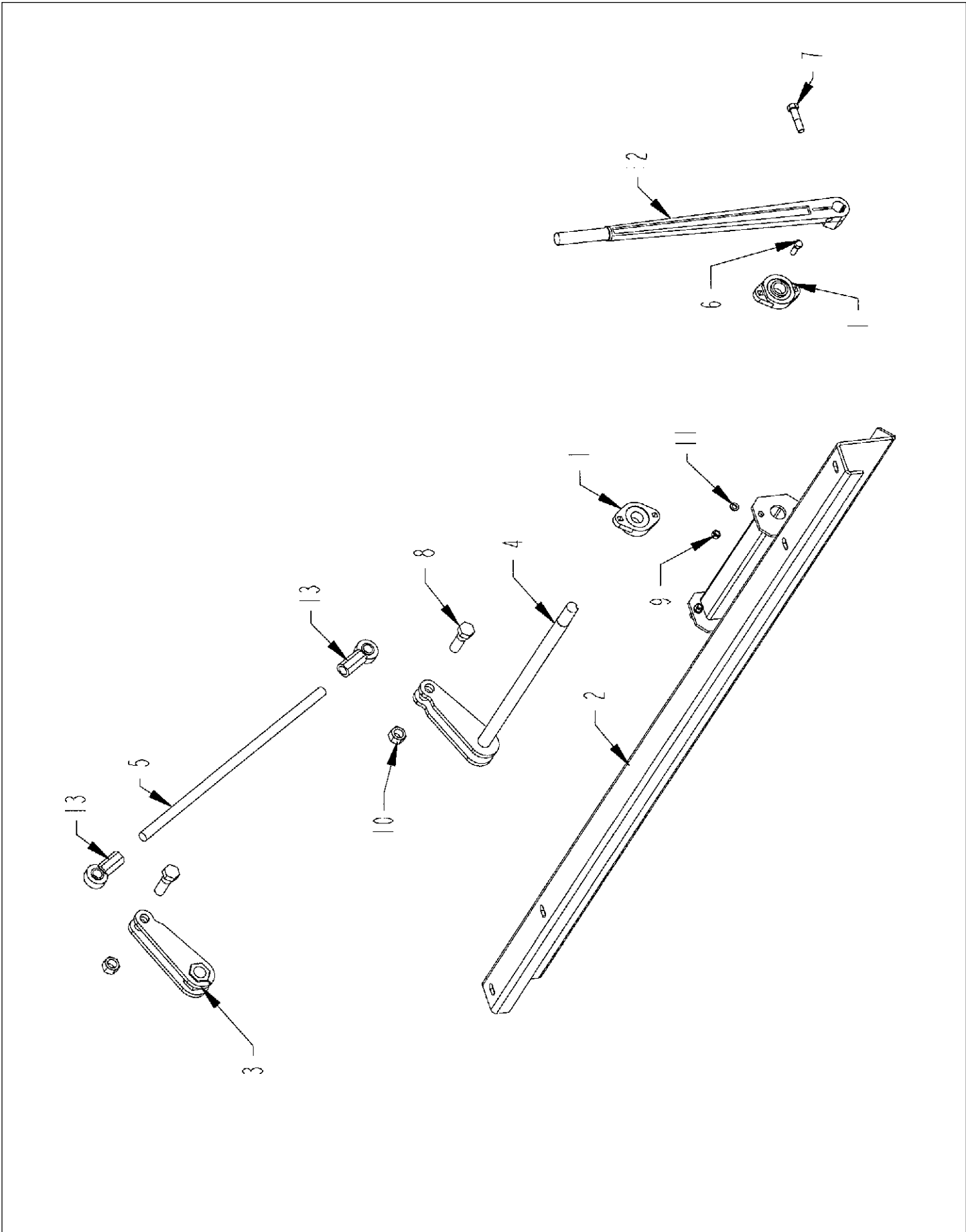
ROAD LIGHTS



ROAD LIGHTS

PART	QTY.	PART DESCRIPTION
4701664		ELECVASSY
4701686	1	CBL\BATT\2\0X118"\BLK
4701687	1	CBL\BATT\2\0X110"\RED
4701688	1	CBBATT\2\0X22"\BLK
5700002	2	BATT\12VDC\8D1150
5700008	3	4.92FT CBL\CORD\14GA\6COND\FT
5700033	1	TERM\6POLE\TRLR\CONN
5700034	1	ENCL\JCT\7POLE\TRLR\HARN
5700200	2	LAMP\CL\12VDC\2-1/2RD
5700201	2	LAMP\TAIL\4-1/2\COMP\RED
5700202	2	LAMP\GRMMT\2-1/2\KIT
7500276	1	WIRE ANCHOR (ROMEX) 3/4"

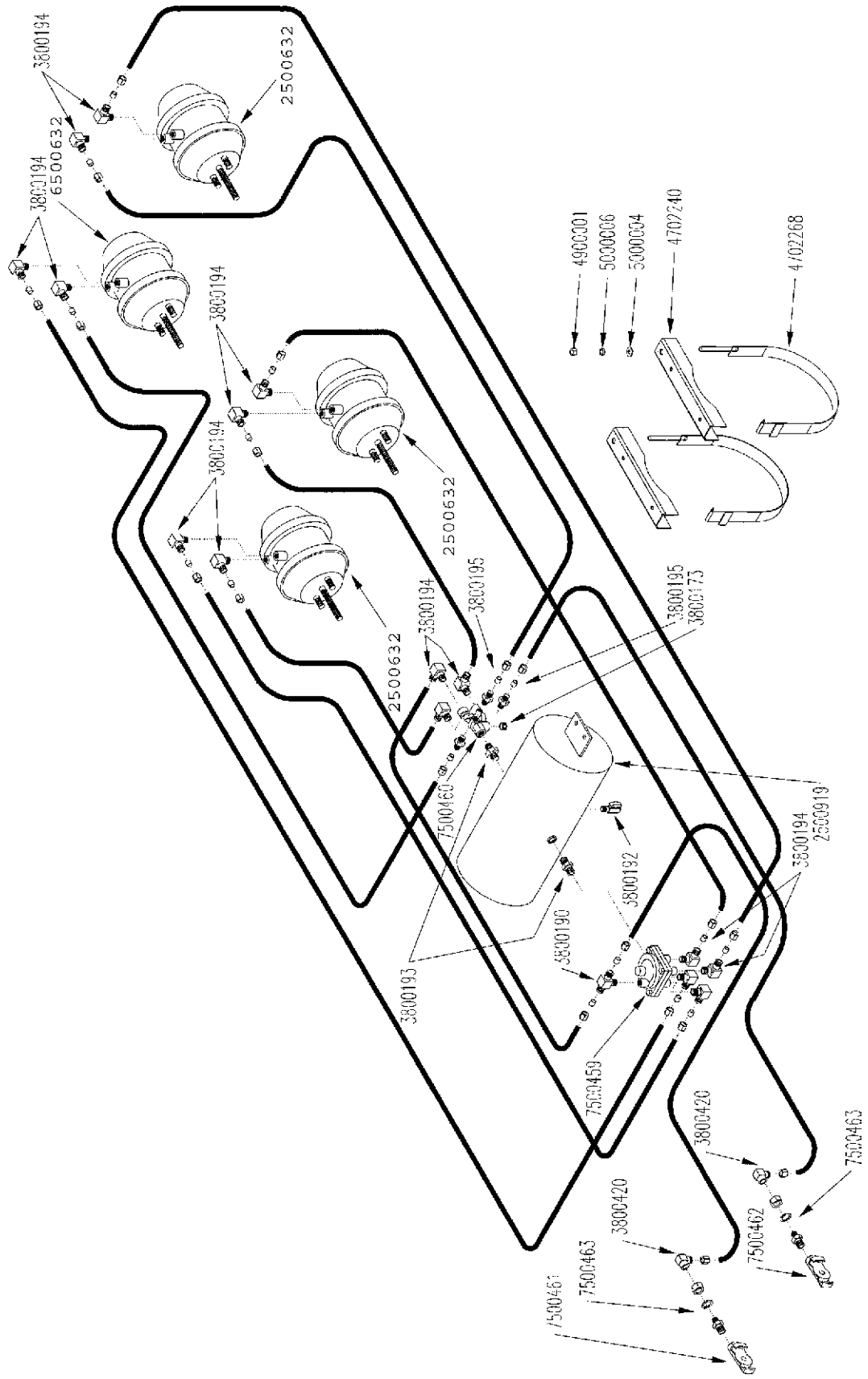
CLUTCH LINKAGE



CLUTCH LINKAGE

ITEM	PART	QTY.	PART DESCRIPTION
1	2000310	2	BRG\FLG\CAST\1-1/4\2BOLT
2	4702088	1	FRM\MAIN\GRDR\HD10P98
3	4702176	1	ARM\CLUTCH\UPPER
4	4702177	1	SHFT\ARM\LEVER\CLUTCH
5	4702179	1	ROD\ADJ\PUSH\LEVER\CLUTCH
6	4800098	2	BOLT\HEX\3/8X1-1/4\NC
7	4800114	1	BOLT\HEX\1/2X2
8	4800115	2	BOLT\HEX\3/4
9	4900002	2	NUT\HEX\3/8\NC
10	4900106	2	NUT\NYLCK\3/4\NC
11	5000019	2	WASH\LOCK\3/8
12	7500691	1	LVR\CLUTCH\314\TD
13	7500710	2	ROD\END

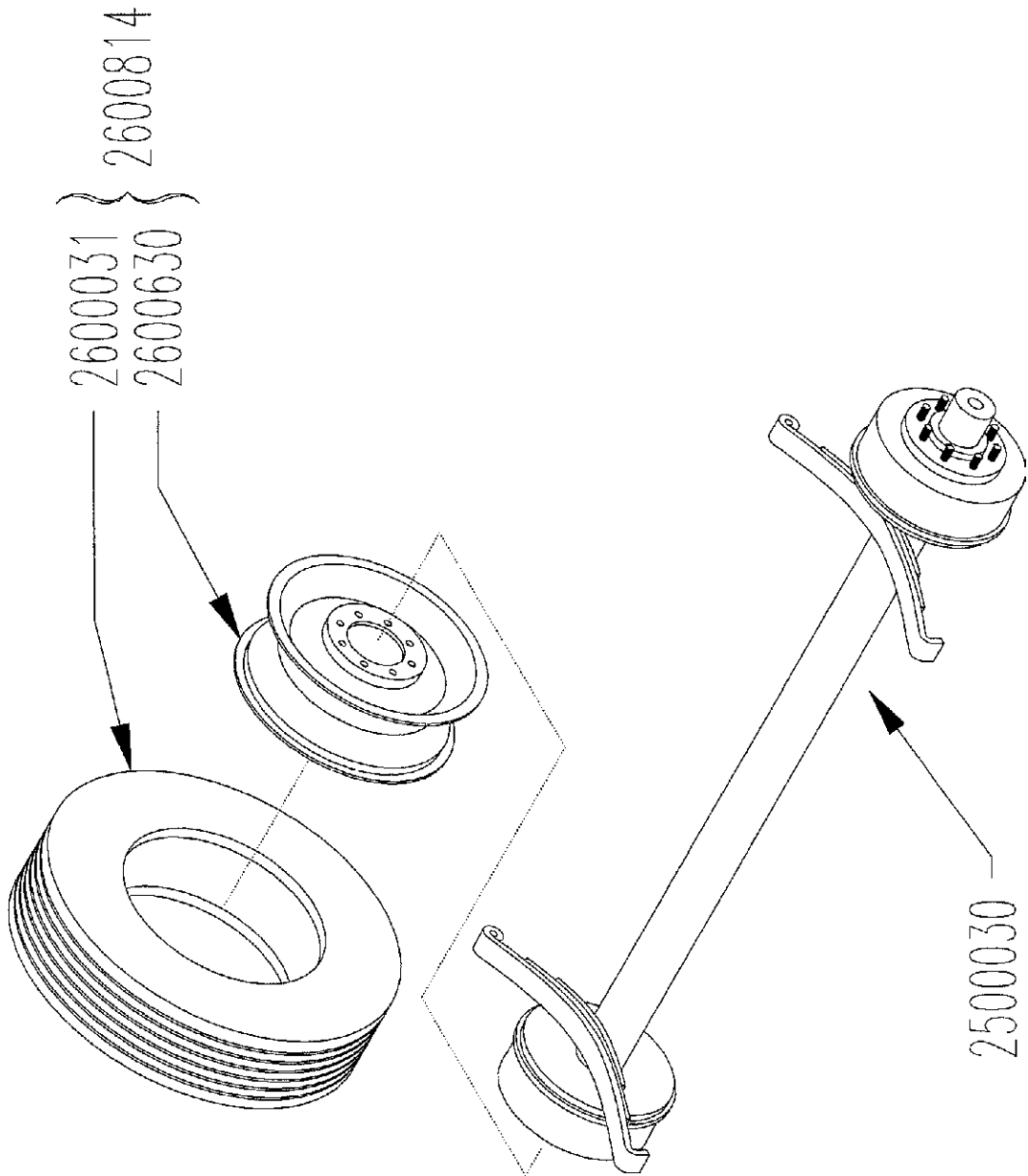
AIR BRAKE ASSEMBLY



AIR BRAKE ASSEMBLY

PART	QTY.	PART DESCRIPTION
2500632	4	30\30 AIR CHAMBER W/HARD
2500919	1	AIR TANK HD10 8202
3800173	1	FTG\3/8MP\PLUG\HEX
3800190	1	FTG\3/8FPX3/8FPX3/8MP\BR;TEE
3800192	1	FTG\TANK:DRAIN\6204-4
3800193	2	FTG\3/4MPX1/2NPL
3800194	15	FTG\3/8MP\M;ELL
3800195	3	FTG\3/8" MALE CONNECTOR
3800420	2	FTG\1/4MX3/8FERREL\90DEG
7500459	1	SPRING BRAKE VALVE (6100)
7500460	1	SERVICE RELAY VALVE
7500461	1	GLAD HAND (SERVICE 6202)
7500462	1	GLAD HAND (EMERGENCY 6201)
7500463	2	TERMINAL BOLT GLAD HAND
3700463	FT	HOSE\AIR\3/8\NYLON\BRK

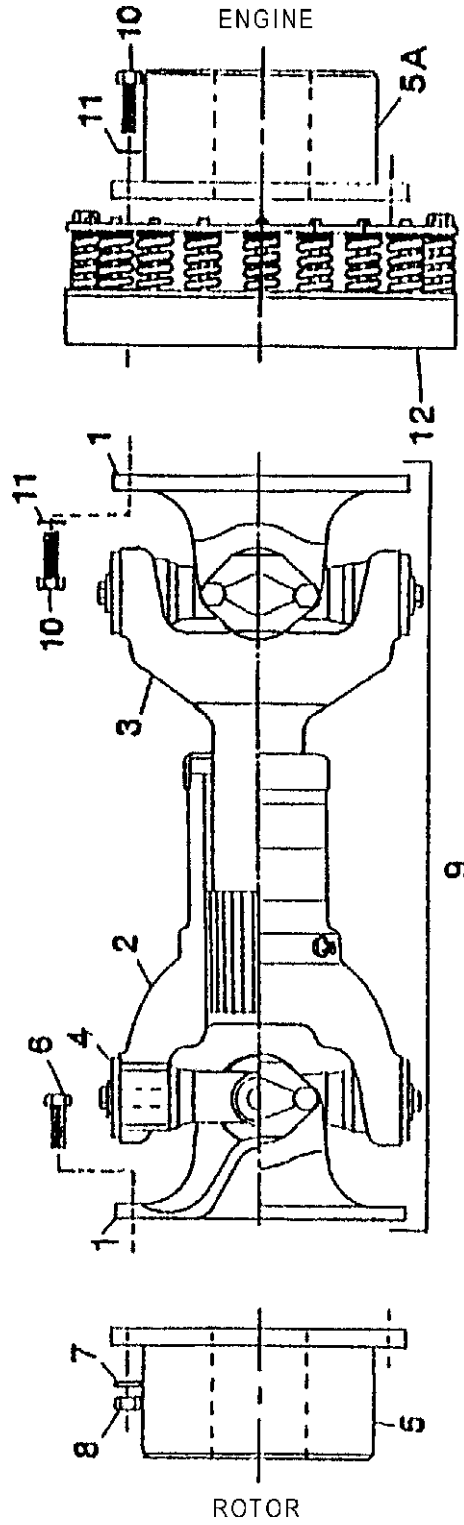
AXLE ASSEMBLY



AXLE ASSEMBLY

PART	QTY.	PART DESCRIPTION
4702464		AXLE\ASSY\SUB\HD10P98
2500030	2	AXLE\15K\AIR\77-1/2X46
2600031	8	TIRE\HWY\215/75R X 17.5
2600630	8	17.5 X 6.75 HC DUAL
2600814		WHEEL\ASSY\215X75RX17.5W/RIM;FOR;DUAL

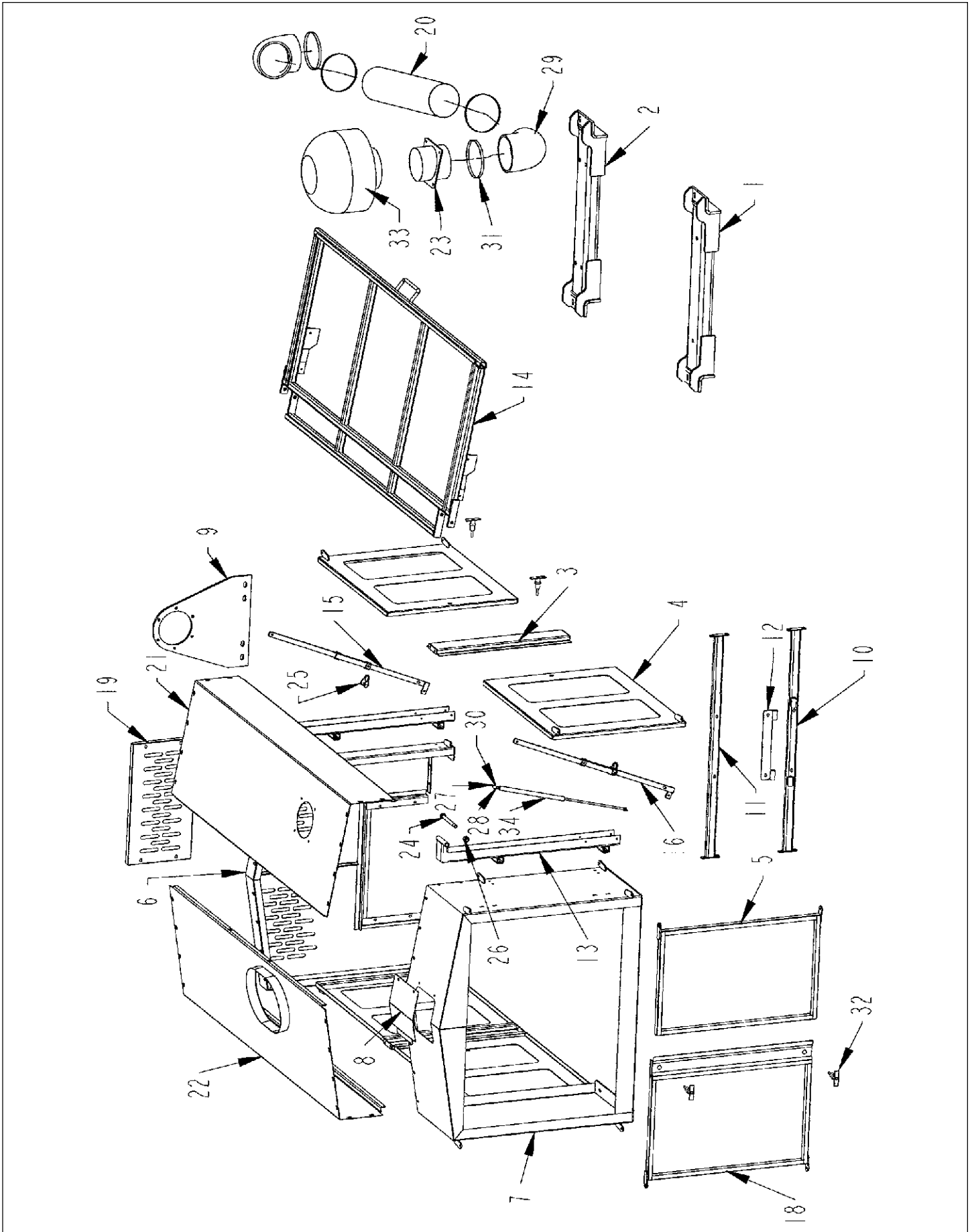
POWER SHAFT ASSEMBLY



POWER SHAFT ASSEMBLY

ITEM	PART	QTY.	PART DESCRIPTION
For 300 HP Cat Engine, Options 470128 and 4701748			
1	3600152	2	Flange Yoke\1710
2	3600153	1	Slip Yoke\1710
3	3600154	1	Yoke Shaft\1710
4	3600155	2	Journal and Bearing Kit\1710
5	3600172	1	Flange 3-1/2" ID 1710
5A	3600183	1	Flange 3-1/2" ID 7/8" Keyway
6	4800627	8	7/16" x 1-3/8" NF Bolt - Grade 8
7	5000015	8	7/16" Lock Washer
8	4900059	8	7/16" NF Nut
9	3600158	1	Power Shaft (Complete) 18"
10	4800487	16	3/8" x 1-1/4" NF Bolt - Grade 8
11	5000019	16	3/8" Lock Washer
12	3600181	1	Torque Limiter UJT 28-10
	6200024	1	Key\Sq\3/4x4
	6200025	1	Key\Sq\7/8x6
For 400 HP Cat Engine Option 4701734			
5	3600172	1	Flange 3-1/2" ID 1710
5A	3600183	1	Flange 3-1/2" ID 7/8" Keyway
9	3600158	1	Power Shaft (Complete) 18"
10	4800487	16	3/8" x 1-1/4" NF Bolt - Grade 8
11	5000019	16	3/8" Lock Washer
12	7500573	1	Torque Limiter 400HP
	6200024	1	Key\Sq\3/4x4
For 460 HP Cat Engine			
5	3600172	1	Flange 3-1/2" ID 1710
5A	3600183	1	Flange 3-1/2" ID 7/8" Keyway
9	3600158	1	Power Shaft (Complete) 18"
10	4800621	16	Bolt\Hex\7/16x1-1/4"\NF\GR8
11	5000015	16	Washer\Lock\7/16
12	3600179	1	Torque Limiter UJT36
	6200024	1	Key\Sq\3/4x4
	6200038	1	Key\Sq\1x6

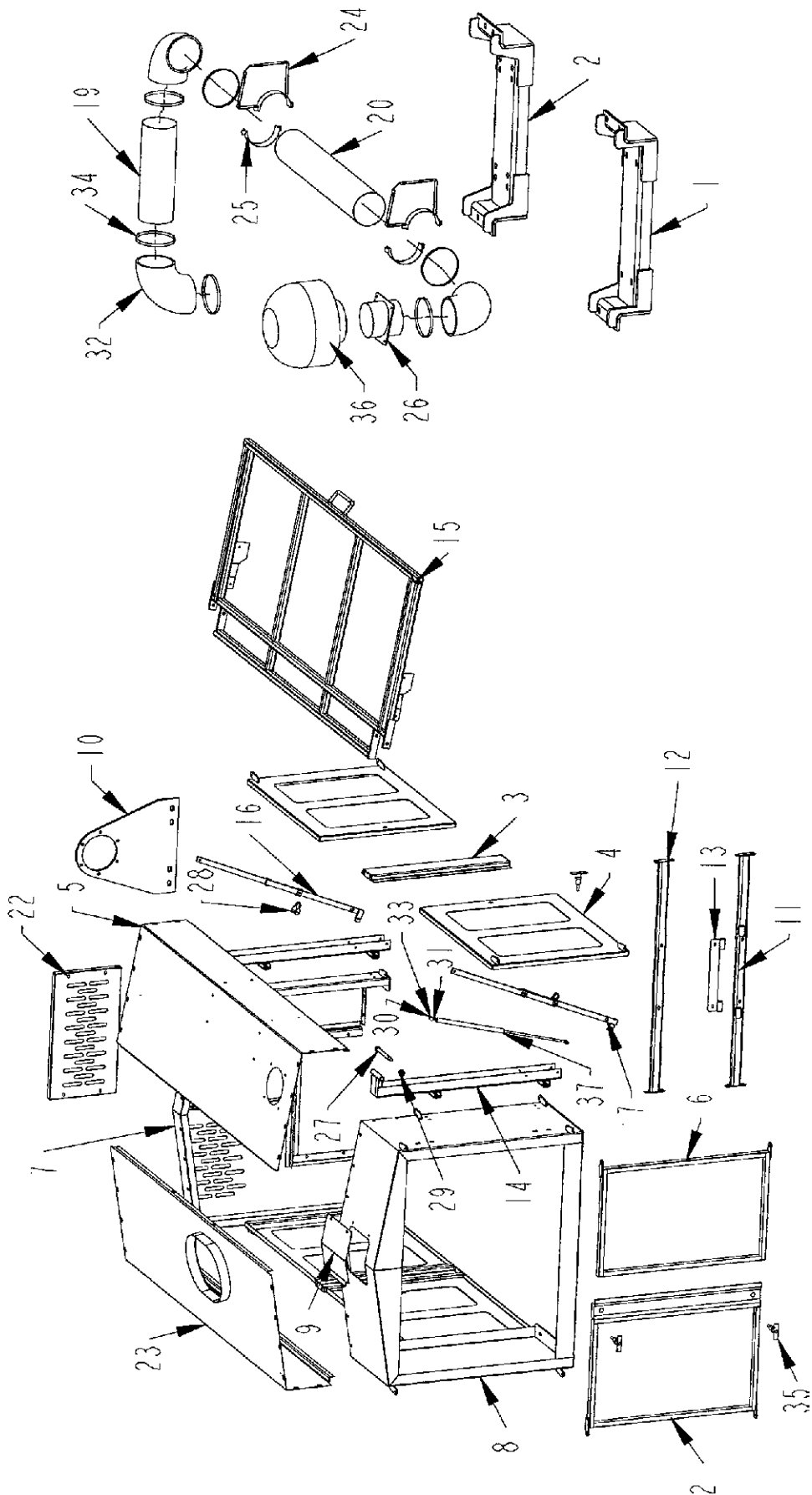
ENGINE SHROUD 3306 ASSEMBLY



ENGINE SHROUD 3306 ASSEMBLY

ITEM	PART	QTY.	PART DESCRIPTION
1	4701730	1	MNT\ENG\FR\3306CAT
2	4701731	1	MNT\ENG\REAR\3306CAT
3	4702166	2	CHNNL\FRM\DOOR\CENTER
4	4702167	4	DOOR\ACCESS\ENGINE
5	4702172	1	SCRN\RAD\ENG\LH\HINGED
6	4702173	1	SHRD\ENG\REAR
7	4702174	1	SHRD\ENG\FR
8	4702175	1	DOOR\CAP\RAD
9	4702181	1	BRKT\SPPRT\HSG\CLUTCH\3406
10	4702237	1	BRKT\PIVOT\LOWER\COOLER\OIL
11	4702238	1	BRKT\UPPER\PIVOT\COOLER\OIL
12	4702239	1	BRKT\PIVOT\SHORT\LOWER\COOLER\OIL
13	4702247	2	BRKT\FOPS
14	4702248	1	FRM\FOPS
15	4702249	1	BAR\SAFETY\LOCK-UP\FOPS\RH
16	4702250	1	BAR\SAFETY\LOCK-UP\FOPS\LH
18	4702317	1	SCRN\RAD\ENG\RH\HINGED
19	4702322	1	DOOR\ACCESS\CLUTCH
20	4702371	1	TUBE\INTAKE\3306CAT
21	4702459	1	CVR\ENG\LH\3306
22	4702465	1	CVR\ENG\RH\3306
23	4702471	1	BRKT\PRECLEANER\TURBOII
24	4800144	2	BOLT\HEX\5/8X2-1/2
25	4800365	2	PIN\LYNCH\3/8X1-1/2\W/U WIRE;KEEPER
26	4900012	2	NUT\TPLCK\5/8\NC
27	7500345	2	BALL STUD
28	7500346	2	SAFETY CLIP
29	7500514	2	FTG\RBBR\7\90DEG\ELL
30	7500583	2	END FITTING\GAS SPRING
31	7500644	4	CLMP\HOSE\7
32	7500667	6	LATCH\COMP\DOOR\ACCESS\W\KEYS
33	7500717	1	CLNR\AIR\SY-CLONE\7
34	7500705	1	SPRNG\GAS\250LB\9416K224

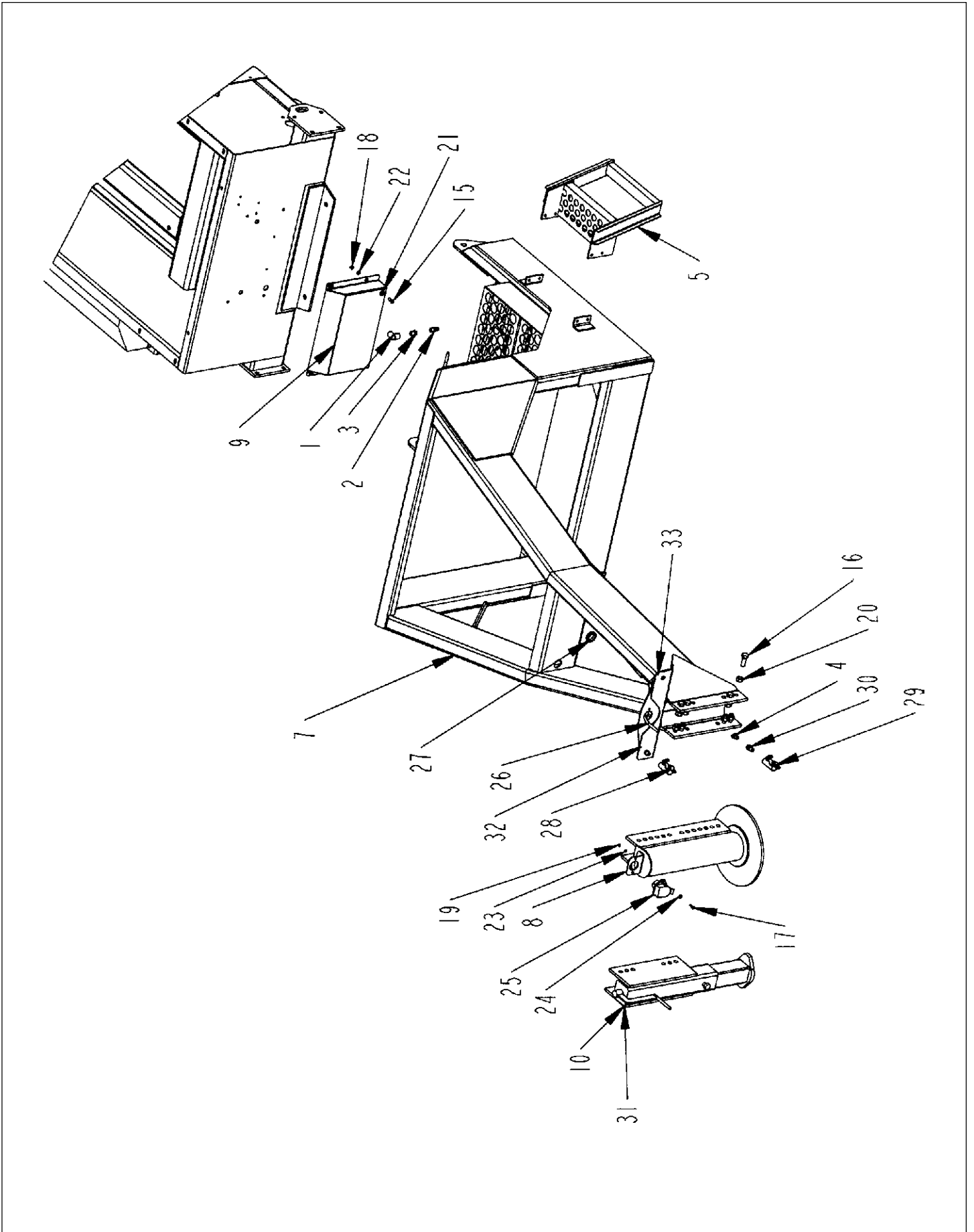
ENGINE SHROUD 3406 ASSEMBLY



ENGINE SHROUD 3406 ASSEMBLY

ITEM	PART	QTY.	PART DESCRIPTION
1	4701738	1	BRKT\MNT\ENG\FR\3406CAT
2	4701739	1	BRKT\MNT\ENG\REAR\3406CAT
3	4702166	2	CHNNL\FRM\DOOR\CENTER
4	4702167	4	DOOR\ACCESS\ENGINE
5	4702168	1	CVR\ENG\LH\3406
6	4702172	1	SCRN\RAD\ENG\LH\HINGED
7	4702173	1	SHRD\ENG\REAR
8	4702174	1	SHRD\ENG\FR
9	4702175	1	DOOR\CAP\RAD
10	4702181	1	BRKT\SPRRT\HSG\CLUTCH\3406
11	4702237	1	BRKT\PIVOT\LOWER\COOLER\OIL
12	4702238	1	BRKT\UPPER\PIVOT\COOLER\OIL
13	4702239	1	BRKT\PIVOT\SHORT\LOWER\COOLER\OIL
14	4702247	2	BRKT\FOPS
15	4702248	1	FRM\FOPS
16	4702249	1	BAR\SAFETY\LOCK-UP\FOPS\RH
17	4702250	1	BAR\SAFETY\LOCK-UP\FOPS\LH
19	4702299	1	TUBE\INTAKE\16X7\ENG\CAT3406
20	4702300	1	TUBE\INTAKE\36X7\ENG\CAT3406
21	4702317	1	SCRN\RAD\ENG\RH\HINGED
22	4702322	1	DOOR\ACCESS\CLUTCH
23	4702457	1	CVR\ENG\RH\3406
24	4702469	2	BRKT\TUBE\AIR\CAT3406
25	4702470	2	CLMP\TUBE\AIR\3406CAT
26	4702471	1	BRKT\PRECLEANER\TURBOII
27	4800144	2	BOLT\HEX\5/8X2-1/2
28	4800365	2	PIN\LYNCH\3/8X1-1/2W/U WIRE;KEEPER
29	4900012	2	NUT\TPLCK\5/8\NC
30	7500345	2	BALL STUD
31	7500346	2	SAFETY CLIP
32	7500514	3	FTG\RBRR\7\90DEG\ELL
33	7500583	2	END FITTING\GAS SPRING
34	7500644	6	CLMP\HOSE\7
35	7500667	6	LATCH\COMP\DOOR\ACCESS\W\KEYS
36	7500717	1	CLNR\AIR\SY-CLONE\7
37	7500705	1	SPRNG\GAS\250LB\9416K224
	7500883		GAUGE\TACH\JD\IRE162419

GOOSENECK HITCH ASSEMBLY



GOOSENECK HITCH ASSEMBLY

ITEM	PART	QTY.	PART DESCRIPTION
1	3800165	2	FTG\1\2FPX1\2FP\90
2	3800195	2	FTG\AIR\3\8COMPX3\8MP\45D
3	3800216	2	FTG\1\2MPX3\8FP\BUSH
4	3800432	2	FTG\AIR\3\8COMPX3\8MP\45D
5	4702079	1	LDDR\SERVICE\RAD
6	4702240	2	BRKT\TANK\AIR\HD1098
7	4702880	1	HITCH\FIFTH\WHEEL\HD10-HD9
8	4702887	1	HITCH\5TH\WHEEL\HD10-HD9
9	4702893	1	SHLD\LINES\AIR\GN
10	4702894	1	HITCH\GOOSENECK\HD10-9
11	4703301	1	PLUG\PLT\GOOSENECK
12	4703313	1	BOX\CYL\FRONT\WELD
13	4703314	1	MNT\ENG\JD6081
14	4703315	1	DISCHARGE CONVEYOR MOUNT
15	4800003	4	BOLT\HEX\3\8X1
16	4800033	8	BOLT\HEX\3\4X2
17	4800277	2	BOLT\HEX\1\4X1
18	4900002	4	NUT\HEX\3\8\NC
19	4900009	2	NUT\HEX\1\4\NC
20	4900139	8	NUT\TPLCK\3\4\GR8\NC
21	5000001	4	WASH\FLAT\3\8
22	5000019	4	WASH\LOCK\3\8
23	5000024	2	WASH\LOCK\1\4
24	5000035	2	WASH\FLAT\1\4
25	5700011	1	TERM\7POLE\TRLR\CONN
26	5700017	1	CBL\CORD\12GA\7COND\FT
27	7500199	1	GROMMET 1.5ID x.25
28	7500461	1	GLAD HAND SERVICE
29	7500462	1	GLAD HAND EMERGENCY
30	7500463	2	TERMINAL BOLT GLAD HAND
31	7501059	1	HITCH\BALL\2-5\16\GN
32	3700463	1	HOSE\AIR\3\8\NYLON\BRK
33	3700463	1	HOSE\AIR\3\8\NYLON\BRK


DECALS



6500042




6500159



6500245



6500118



6500208




6500274



6500121



6500212



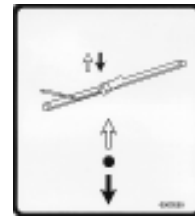
6500253



6500123



6500214



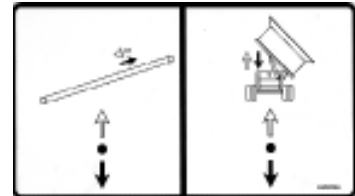
6500255



6500124



6500216



6500256

ENGINE SERVICE REPORT

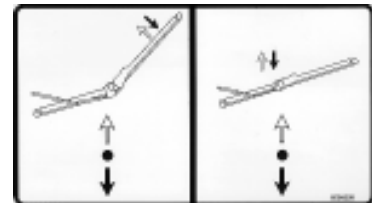
- _____ Check engine oil level.
- _____ Check engine coolant.
- _____ Check batteries.
- _____ Check air cleaner for obstructions.
- _____ Check exhaust for obstructions.

6500132

8580132



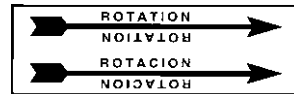
6500209



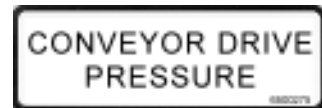
6500258

HD - 10

6500161



6500056



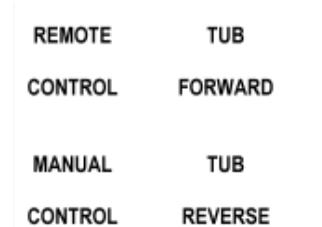
6500275



6500156



6500220



6500206



6500157



6500155



6500224, 6500244

DECALS

PART	QTY.	PART DESCRIPTION
5700029	1	DECAL\LEGEND\E-STOP\
6500056	1	DECAL\INFO\ROTATION\STR
6500118	1	DECAL\DNGR\OBJECTS;THROWN
6500121	1	DECAL\WARN\IMPORTNT\DO;
6500123	2	DECAL\INFO\DIESEL;FUEL
6500124	2	DECAL\INFO\HYD;OIL
6500132	1	DECAL\INFO\ENG;SERV
6500161	2	DECAL\LOGO\HD-10\SILVER
6500155	28	DECAL\LOGO\STRIPS4\SLVR
6500156	20	DECAL\LOGO\2\STRIPE\SLV
6500157	2	DECAL\LOGO\RECYCLE\SLV
6500159	2	DECAL\LOGO\BIG;BITE;SLVR
6500206	option	DECAL\INFO\RADIO;CTRLR\TOGGLE
6500208	1	DECAL\WARN\GENERAL
6500212	1	DECAL\WARN\ROTATING;PRT
6500214	2	DECAL\WARN\OVRHED;CNVYR
6500216	1	DECAL\WARN\ELEC;HAZARD
6500220	1	DECAL\WARN\HI;PRESS;FLUID
6500224	2	DECAL\LOGO\DURATECH\4-3/4\SILVER
6500244	2	DECAL\LOGO\DURATECH\9\SILVER
6500245	9	DECAL\MISC\TAPE\RED\WHT\
6500250	1	DECAL\INFO\LATCH\PLATFORM
6500251	1	DECAL\INFO\CNVYR\DISCHARG
6500252	1	DECAL\INFO\CNVYR\PLTFRM
6500253	2	DECAL\INFO\FUILD;LEVEL
6500255	1	DECAL\INFO\CNVYR;LIFT
6500256	1	DECAL\INFO\CNVYR;RUN&TILT
6500257	1	DECAL\INFO\TUB;ROTATION
6500258	1	DECAL\INFO\CNVYR\LFT&FLD
6500274		DECAL\INFO\TUB;PRESSURE
6500275		DECAL\INFO\CNVYR;PRESSURE
6500316		DECAL\KIT\HD10"V"
7500403		PAINT\MAROON\QUART
7500404		PAINT\MAROON\GALLON
7500405		PAINT\MAROON\SPRAY\12OZ





Clearing the Way for a Better Tomorrow