



# HD-9<sup>TM</sup>

**Industrial Tub Grinder  
Serial Number JJ0101 and Up**

## **Manual 2: Parts Reference**





 **DURATECH<sup>®</sup>**  
*Clearing the Way for a Better Tomorrow*



# **HD-9<sup>TM</sup>**

## **Industrial Tub Grinder Serial Number JJ0101 and Up**

# **Manual 2: PARTS REFERENCE**

DuraTech Industries International Inc. (DuraTech Industries) has made every effort to assure that this manual completely and accurately describes the operation and maintenance of the HD-9<sup>TM</sup> Industrial Tub Grinder as of the date of publication. DuraTech Industries reserves the right to make updates to the machine from time to time. Even in the event of such updates, you should still find this manual to be appropriate for the safe operation and maintenance of your unit.

This manual, as well as materials provided by component suppliers to DuraTech Industries are all considered to be part of the information package. Every operator is required to read and understand these manuals, and they should be located within easy access for periodic review.

 **DURATECH**® is a registered trademark of Duratech Industries International, Inc.  
HD-9 is a trademark of Duratech Industries International, Inc.

---



 **DURATECH<sup>®</sup>**  
*Clearing the Way for a Better Tomorrow*



## Foreword

### **All personnel must read and understand before operating unit**

DuraTech Industries International Inc. (DuraTech Industries) has made every effort to assure that this manual completely and accurately describes the operation and maintenance of this Industrial Grinder as of the date of publication. DuraTech Industries reserves the right to make updates to the machine from time to time. Even in the event of such updates, you should still find this manual to be appropriate for the safe operation and maintenance of your machine.

This manual, as well as materials provided by component suppliers to DuraTech Industries are all considered to be part of the information package. Every operator is required to read and understand these manuals. All manuals should be located within easy access for troubleshooting and periodic review.

### **Appropriate use of the unit**

This Industrial Grinder is designed to grind wood waste and other materials, including grass clippings, leaves, construction and demolition debris, tree branches and tree trunks. It is **NOT** designed to grind rocks, steel, concrete, or the like.

### **Operator protection**

As with all machinery, care needs to be taken by the operator in order to insure the safety of the operator and those in the surrounding area.



**WARNING:** Operators and those observing the operation of the Industrial Grinder are required to wear head, eye, and ear protection. No loose clothing is allowed.



**TABLE OF CONTENTS**

**Manual 2: Parts Reference..... 1**

MAIN FRAME ASSEMBLY ..... 2

TUB DRIVE ASSEMBLY ..... 4

TUB PLATFORM ASSEMBLY ..... 6

TUB ASSEMBLY ..... 8

TUB ASSEMBLY WITH WING FLARE OPTION ..... 10

TUB ROLLER ASSEMBLY ..... 12

PRESSURE ROLLER ASSEMBLY ..... 14

ROTOR ASSEMBLY S N 0 1 0 1 T O S N 0 1 4 2 ..... 16

ROTOR ASSEMBLY S N 0 1 4 3 & UP ..... 18

BELLY CONVEYOR ASSEMBLY ..... 20

DISCHARGE CONVEYOR ASSEMBLY NON - FOLDING ..... 24

LOWER DISCHARGE FOLDING CONVEYOR (OPTIONAL) ..... 26

UPPER DISCHARGE FOLDING CONVEYOR (OPTIONAL) ..... 28

MAGNETIC ROLLER ASSEMBLY W/FIXED CHUTE (OPTION) ..... 30

CONTROL PANEL ASSEMBLY ..... 32

JD PANEL ..... 36

REAR PANEL ENCLOSURE ..... 38

REAR PANEL ..... 40

GOVERNOR ASSEMBLY ..... 42

TUB DRIVE VALVE WITH HYDRAULIC HOSES AND FITTINGS ..... 44

TUB ORBIT MOTOR WITH HYDRAULIC HOSES AND FITTINGS ..... 45

HYDRAULIC COOLER WITH HYDRAULIC HOSES AND FITTINGS ..... 46

HYDRAULIC TANK WITH HYDRAULIC HOSES AND FITTINGS ..... 47

HYDRAULIC PUMP WITH HYDRAULIC HOSES AND FITTINGS ..... 48

CONTROL PANEL HYDRAULICS ..... 49

FLOW CONTROL AND PRESSURE RELIEF VALVE ..... 50

HYDRAULIC FILTERS WITH HYDRAULIC HOSES AND FITTINGS ..... 52

FRONT 3 HYDRAULIC TUBES AND FITTINGS ..... 54

VALVE BANK TO TUBES WITH HOSES AND FITTINGS ..... 56

VALVE BANK TO FUNCTIONS WITH HOSES AND FITTINGS ..... 58

BELLY CONVEYOR ORBIT MOTOR WITH HOSES AND FITTINGS ..... 60

DISCHARGE CONVEYOR ORBITAL WITH HOSES AND FITTINGS ..... 61

CONVEYOR LIFT CYLINDER WITH HOSES AND FITTINGS ..... 62

TUB TILT CYLINDER WITH HOSES AND FITTINGS ..... 63

HYDRAULIC CYLINDER SEALS AND OTHER ITEMS ..... 64

ORBIT MOTORS ..... 65

HYDRAULIC TUBE CLAMP ASSEMBLIES ..... 66

TUB COVER HYDRAULIC HOSES AND FITTINGS ..... 68

CONVEYOR HYDRAULIC CIRCUIT WITH OPTIONS ..... 70

TUB DRIVE CIRCUIT ..... 70



## TABLE OF CONTENTS

FOLDING CONVEYOR CYLINDERS (OPTION).....	71
HYDRAULIC PARTS LIST .....	72
OMNEX RADIO WIRING HARNESS - WITH MURPHY SWITCH .....	74
MICROTRONICS RADIO HARNESS WITH MURPHY SWITCH - PN# 5700426 .....	75
OUTRIGGER LIMIT SWITCH WIRING HARNESS .....	76
ROLLOFF WIRING HARNESS .....	77
MAIN WIRING - MACHINE - WITHOUT MURPHY SWITCH PN# 5700538 .....	78
STANDARD WIRING SCHEMATIC WITHOUT MURPHY SWITCH .....	78
WIRING SCHEMATIC OMNEX RADIO WITHOUT MURPHY SWITCH ...	78
MAIN WIRING HARNESS - CONTROL PANEL - WITH MURPHY SWITCH PN# 5700421 .....	78
MAIN WIRING HARNESS - MACHINE -WITH MURPHY SWITCH PN# 5700421 .....	78
STANDARD WIRING SCHEMATIC WITH MURPHY SWITCH .....	78
WIRING SCHEMATIC WITH MICROTRONICS RADIO REMOTE OPTION AND MURPHY SWITCH .....	78
ROLLOFF OPTION WIRING SCHEMATIC .....	79
POWER SUPPLY HARNESS 12V - 24V - PN# 5700339 .....	80
ELECTRICAL PARTS LIST .....	81
ROAD LIGHTS .....	82
MICROTRONICS RADIO REMOTE CONTROL (OPTION) .....	84
CLUTCH LINKAGE ASSEMBLY .....	86
CLUTCH SUPPORT .....	88
AIR BRAKE ASSEMBLY .....	90
AXLE AND WHEEL ASSEMBLY .....	92
DRIVE LINE ASSEMBLY .....	94
6081JD ENGINE SHROUD ASSEMBLY .....	96
TUB AGITATOR.....	98
TUB COVER ASSEMBLY (OPTION).....	100
TUB COVER FOR ROLLOFF ASSEMBLY (OPTION 2).....	102



**TABLE OF CONTENTS**

ROLLOFF ASSEMBLY (OPTION) ..... 104

ROLLOFF WITH FOLDING CONVEYOR  
AND TUB COVER (OPTION) ..... 106

HAMMER ROD PULLER ASSEMBLY (OPTION) ..... 108

GOOSENECK HITCH (OPTION) ..... 110

OMNEX RADIO REMOTE CONTROL (OPTION)..... 112

DECALS ..... 114

**HD-9 DOCUMENTATION COMMENT FORM ..... 117**

**Appendix A- Schematic Foldouts ..... 119**

CONVEYOR HYDRAULIC CIRCUIT WITH OPTIONS ..... FO-1

TUB DRIVE CIRCUIT ..... FO-2

MAIN WIRING HARNESS - MACHINE -  
WITHOUT MURPHY SWITCH - PN# 5700538 ..... FO-3

MAIN WIRING HARNESS - CONTROL PANEL -  
WITHOUT MURPHY SWITCH - PN# 5700538 ..... FO-4

OMNEX RADIO WIRING HARNESS  
WITHOUT MURPHY SWITCH ..... FO-5

STANDARD WIRING SCHEMATIC  
WITHOUT MURPHY SWITCH ..... FO-6

WIRING SCHEMATIC OMNEX RADIO  
WITHOUT MURPHY SWITCH ..... FO-7

MAIN WIRING HARNESS - CONTROL PANEL -  
WITH MURPHY SWITCH - PN# 5700421 ..... FO-8

MAIN WIRING HARNESS - MACHINE -  
WITH MURPHY SWITCH - PN# 5700421 ..... FO-9

STANDARD WIRING SCHEMATIC  
WITH MURPHY SWITCH ..... FO-10

WIRING SCHEMATIC WITH MICROTRONICS RADIO  
REMOTE OPTION AND MURPHY SWITCH ..... FO-11

WIRING SCHEMATIC WITH OMNEX RADIO REMOTE OPTION  
AND MURPHY SWITCH ..... FO-12



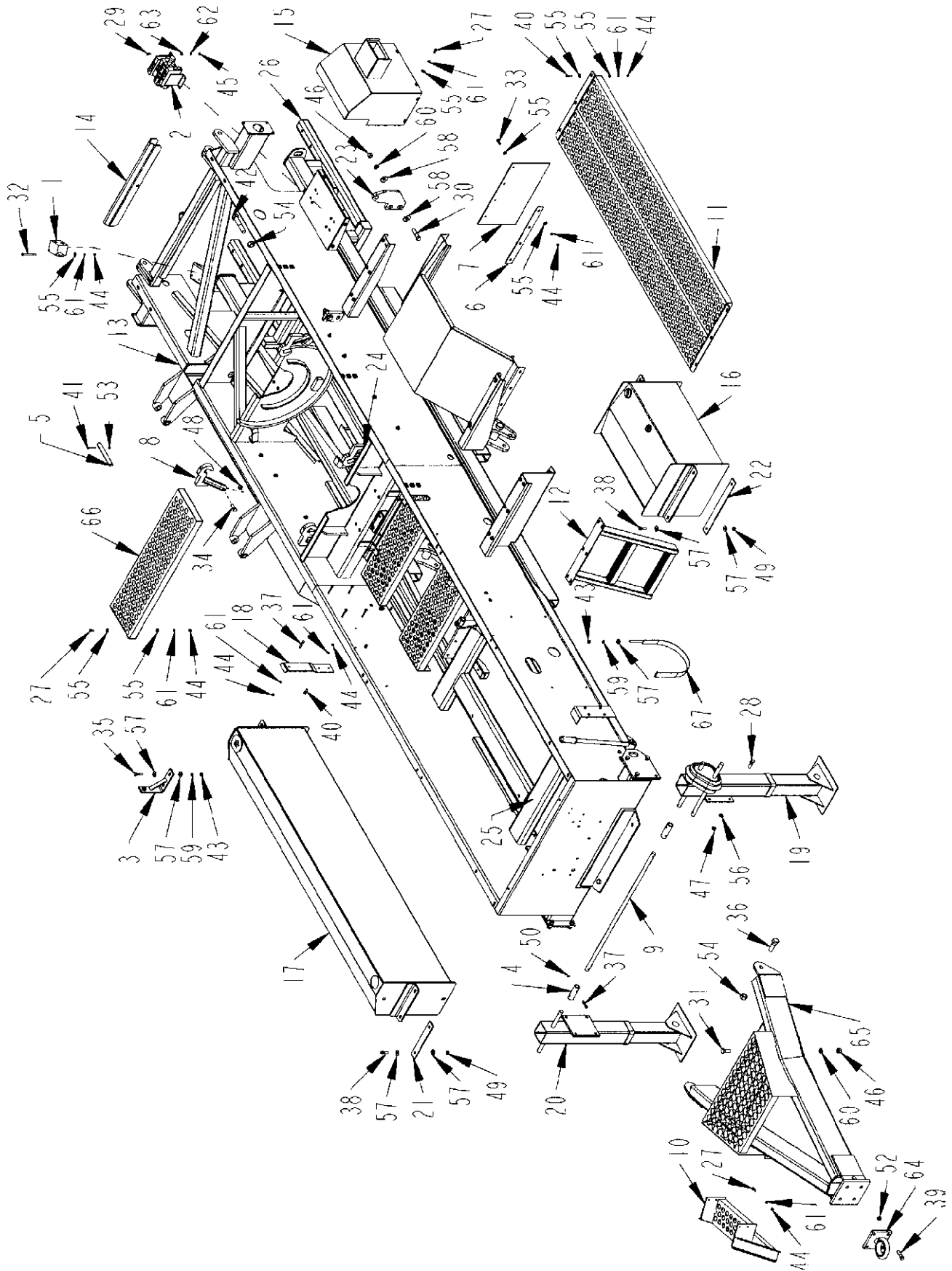


**HD-9<sup>TM</sup>**

**Industrial Tub Grinder  
Serial Number JJ0101 and Up**

**Manual 2:  
Parts Reference**

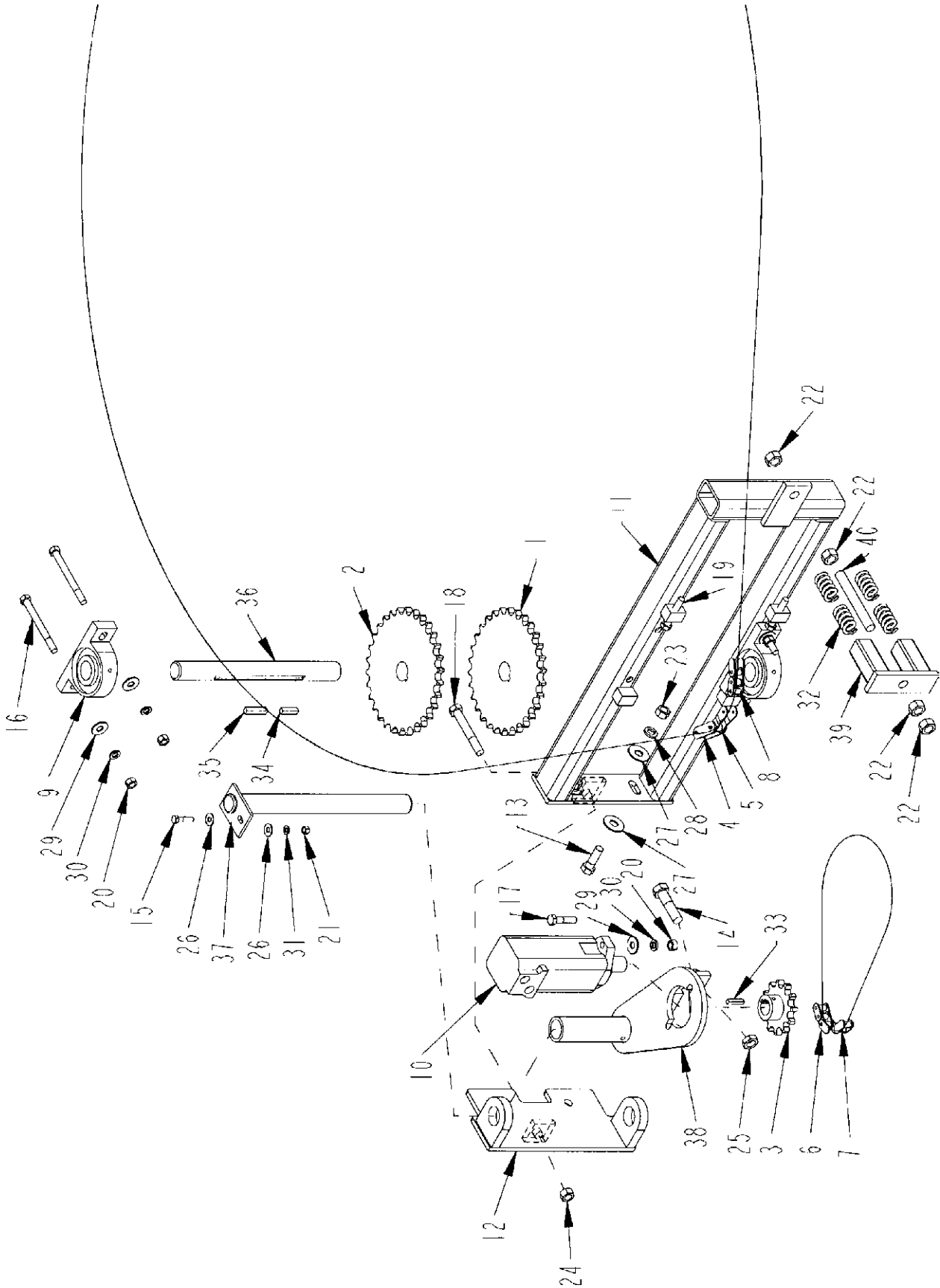
# MAIN FRAME ASSEMBLY



**MAIN FRAME ASSEMBLY**

ITEM	PART	QTY.	PART DESCRIPTION
1	4000084	1	VALVE\HYD\30GPM\DBL\HOLD
2	4000190	1	VALVE\HYD\3SPOOL\12V\HD9
3	4700118	1	BRKT\MTG\SNSR*ASSY\FRM\MN
4	4700404	2	CPLR\SHFT\JACK\FRM\MN
5	4701590	1	PIN\PIVOT\CYL\TILT\BUTTEND
6	4701609	2	BRKT\FLAP\MUD
7	4701771	2	FLAP\MUD\22-1/2X12X1/4
8	4701795	4	BRKT\HLDDWN\SCRN
9	4702065	1	SHFT\CPLR\JACK\DUAL\1X43
10	4702079	1	LDDR\SERVICE\RAD
11	4702170	1	DECK\SERVICE\HD10
12	4702171	1	LDDR\DECK\SERVICE\HD10
13	4702386	1	FRM\GRDR\MAIN
14	4702492	1	STOP\CYL\PLFRM
15	4702813	1	COVER\VLV\HYD\REAR
16	4702814	1	TANK\OIL
17	4702819	1	TANK\FUEL\100GAL
18	4702901	1	BRKT\HOSE\TILT\TUB
19	4702902	1	JACK\LH\FRM\MN\HD9
20	4702903	1	JACK\RH\FRM\MN\HD9
21	4702915	2	CSHM\TANK\FUEL
22	4702916	2	CSHM\TANK\OIL
23	4702940	1	PL\LATCH\PLFRM\FRM\MN
24	4703313	1	BOX\CYL\FRONT\WELD
25	4703314	1	MNT\ENG\JD6081
26	4703315	1	DISCHARGE CONVEYOR MOUNT
27	4800003	29	BOLT\HEX\3/8X1
28	4800010	8	BOLT\HEX\5/8X2
29	4800013	12	BOLT\HEX\5/16X1
30	4800017	2	BOLT\HEX\3/4X3
31	4800033	2	BOLT\HEX\3/4X2
32	4800089	2	BOLT\HEX\3/8X4
33	4800098	20	BOLT\HEX\3/8X1-1/4\NC
34	4800106	4	BOLT\HEX\5/8X1-1/2
35	4800114	2	BOLT\HEX\1/2X2
36	4800140	2	BOLT\HEX\1X3\NC
37	4800146	5	BOLT\HEX\3/8X2
38	4800178	12	BOLT\HEX\1/2X1-3/4
39	4800271	4	BOLT\HEX\5/8X2-1/2\GR8
40	4800486	14	BOLT\HEX\3/8X1-1/4\GR8\NC
41	4800507	1	BOLT\HEX\1/4X2-1/4\NC
42	4800546	1	BOLT\HEX\1X5\NC
43	4900001	8	NUT\HEX\1/2\NC
44	4900002	56	NUT\HEX\3/8\NC
45	4900003	10	NUT\HEX\5/16\NC
46	4900004	5	NUT\HEX\3/4\NC
47	4900005	8	NUT\HEX\5/8\NC
48	4900012	4	NUT\TPLCK\5/8\NC
49	4900014	8	NUT\TPLCK\1/2\NC
50	4900023	2	NUT\TPLCK\3/8\NC
51	4900070	4	NUT\HEX\5/8\GR8\NC
52	4900084	5	NUT\TPLCK\1/4\NC
53	4900127	3	NUT\TPLCK\1\NC
54	5000001	98	WASH\FLAT\3/8
55	5000003	9	WASH\LOCK\5/8
56	5000004	22	WASH\FLAT\1/2
57	5000005	4	WASH\FLAT\3/4
58	5000006	8	WASH\LOCK\1/2
59	5000012	4	WASH\LOCK\3/4
60	5000019	68	WASH\LOCK\3/8
61	5000022	14	WASH\LOCK\5/16
62	5000023	8	WASH\FLAT\5/16
63	7500309	1	PINTLE HITCH 4 BOLT
64	4702073_1	1	FRM\HITCH\PINTLE\USA
65	4702180_1	3	DECK\SERVICE\RTR\FRONT
66	4702268_1	2	STRAP\TANK\AIR\HD1098
	<b>Not Shown</b>		
	4501147	1	TUBE\FILL\FUEL
	4800620	3	SCR\CAP\ALN\6-32X3/8\BLK
	7500811	1	CAP\FUEL\5343-15\600SERS\WLOWPRESS;RELIEF

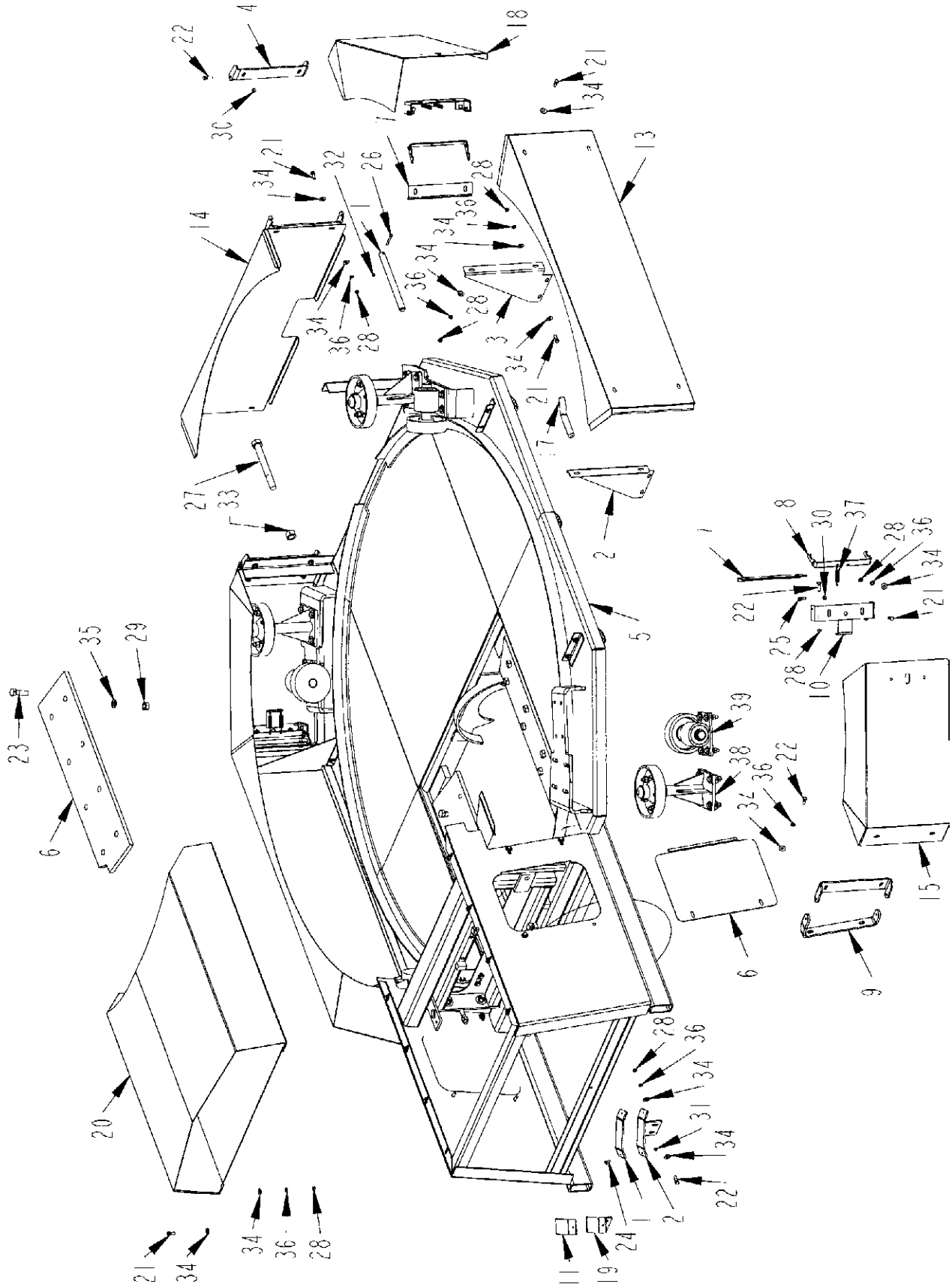
# TUB DRIVE ASSEMBLY



**TUB DRIVE ASSEMBLY**

ITEM	PART	QTY.	PART DESCRIPTION
1	1000122	1	SPKT\80\B\30\1-1/2\3/8KW\1-1/2THRU
2	1000138	1	SPKT\80\B\30\1-1/2\3/8KW\2THRU
3	1000152	1	SPKT\80\B\12\1-1/4\5/16KW
4	1100070	1	CHAIN\2080\CL
5	1100071	1	CHAIN\2080\OL
6	1100161	1	CHAIN\80H\41
7	1100162	1	CHAIN\80H\CL
8	1100218	1	CHAIN\2080\149
9	2000501	2	BRG\PB\1-1/2\2BOLT
10	3900010	1	MTR\HYD\24\2000\SAE;A
11	4702717	1	FRM\WHL\BULL\DRV\TUB
12	4702823	1	BRKT\FRM\TGHTR\CHAIN\DRV\TUB
13	4800010	2	BOLT\HEX\5/8X2
14	4800017	1	BOLT\HEX\3/4X3
15	4800034	1	BOLT\HEX\3/8X1-1/2
16	4800077	4	BOLT\HEX\1/2X5-1/2
17	4800114	2	BOLT\HEX\1/2X2
18	4800158	1	BOLT\HEX\5/8X4-1/2
19	4800351	2	BOLT\HEX\1/2X2-3/4
20	4900001	6	NUT\HEX\1/2\NC
21	4900002	1	NUT\HEX\3/8\NC
22	4900004	4	NUT\HEX\3/4\NC
23	4900005	2	NUT\HEX\5/8\NC
24	4900012	1	NUT\TPLCK\5/8\NC
25	4900104	1	NUT\JAM\3/4\NC
26	5000001	2	WASH\FLAT\3/8
27	5000002	4	WASH\FLAT\5/8
28	5000003	2	WASH\LOCK\5/8
29	5000004	6	WASH\FLAT\1/2
30	5000006	6	WASH\LOCK\1/2
31	5000019	1	WASH\LOCK\3/8
32	6100005	4	SPRNG\249OT\13\16ID\1-5\16OD\2-3/8LOA
33	6200004	1	KEY\SQ\5/16X1-1/2
34	6200007	1	KEY\SQ\3/8X1-1/2
35	6200008	1	KEY\SQ\3/8X2
36	4701707	1	SHFT\DRV\TUB\1-1/2X15-1/2
37	4702084	1	PIN\HINGE\FRM\DRIVE\TUB
38	4702425	1	BRKT\MOTOR\ORBIT\DRIVE\TUB
39	4702666	1	BRKT\TNSN\SPG\FRM\DRV\TUB
40	4702705	1	BOLT\TGHTR\FRM\DRV\TUB

# TUB PLATFORM ASSEMBLY



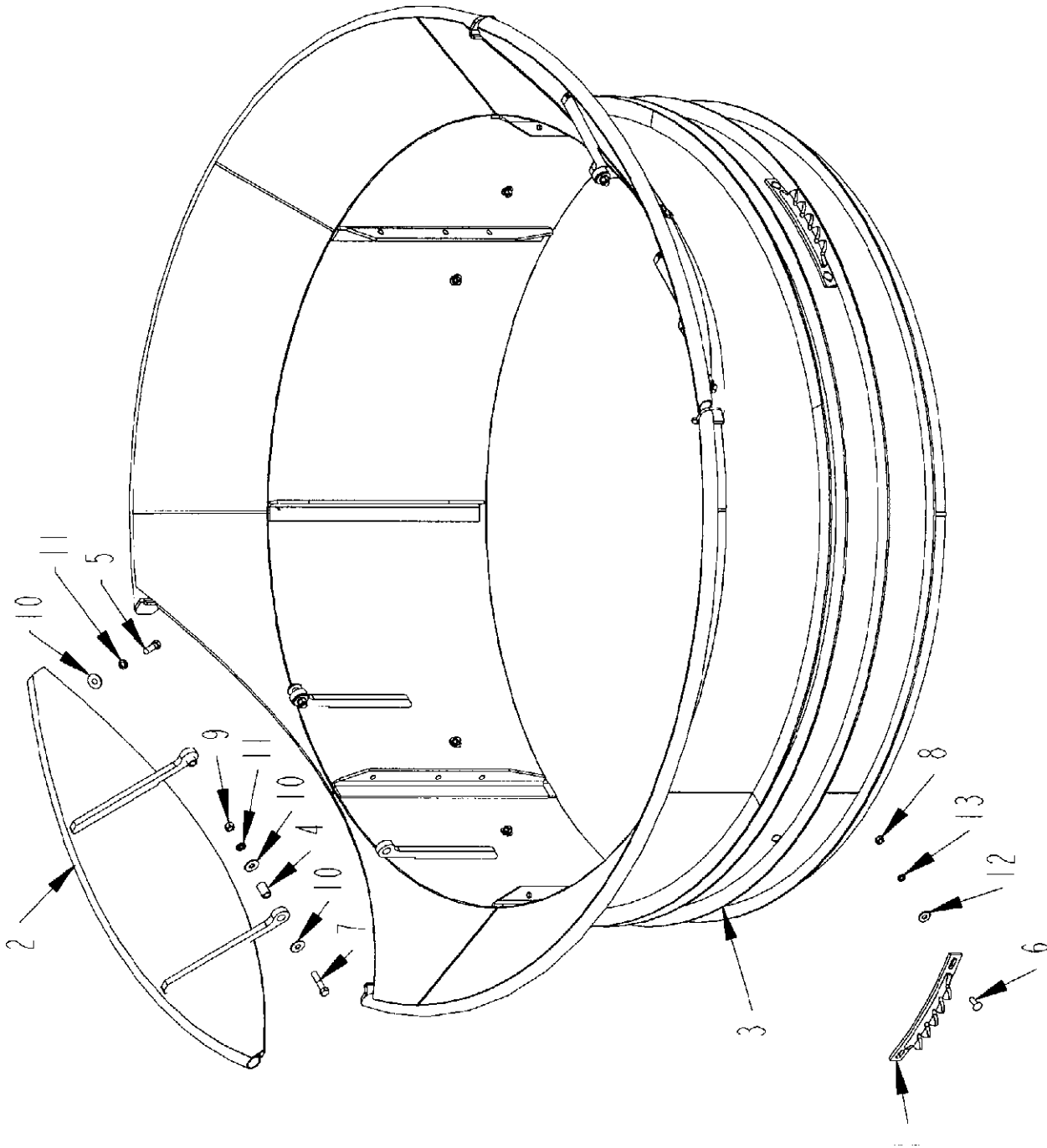
**TUB PLATFORM ASSEMBLY**

ITEM	PART	QTY.	PART DESCRIPTION
1	4701592	1	PIN\PIVOT\CYL\TILT\RODEND
2	4702091	2	BRKT\SHLD\CHAIN\TUB\SIDE\LH
3	4702092	2	BRKT\SHLD\CHAIN\TUB\SIDE\RH
4	4702138	6	BRKT\SHLD\RLLR\TUB
5	4702387	1	FRM\PLFRM\HD9
6	4702424	2	CVR\DRV\TUB\SIDE
7	4702540	4	BRKT\LATCH\SHLD\RLLR\TUB\LH
8	4702541	4	LATCH\SHLD\RLLR\CMB
9	4702545	2	BRKT\SHLD\RLLR\TUB\FRNT
10	4702552	4	MNT\LATCH\SHLD\RLLR
11	4703784	2	PL\WEAR\GUIDE\CHAIN\TUB
12	4702617	1	BRKT\GUIDE\CHAIN\TUB
13	4702716	2	SHLD\CHAIN\TUB\SIDE
14	4702719	1	SHLD\REAR\RLLR\TUB
15	4702720	2	SHLD\RLLR\TUB
16	4702742	2	PL\HLDDWN\SCRN\PLFRM
17	4702827	1	PIN\LATCH\PLFRM
18	4702919	2	SHLD\RLLR\TUB
19	4702920	1	BRKT\GUIDE\CHAIN\TUB
20	4702721	1	CVR\DRV\TUB
20A	4703306	OPT	CVR\DRV\TUB\rolloff & tub cover combination
21	4800003	44	BOLT\HEX\3/8X1
22	4800098	36	BOLT\HEX\3/8X1-1/4\NC
23	4800115	16	BOLT\HEX\3/4X2-1/2
24	4800291	4	BOLT\CRG\1/4X3/4\NC
25	4800293	8	BOLT\HEX\3/8X7/8\NC
26	4800507	1	BOLT\HEX\1/4X2-1/4\NC
27	4800601	2	BOLT\HEX\1X9\NC
28	4900002	68	NUT\HEX\3/8\NC
29	4900004	16	NUT\HEX\3/4\NC
30	4900023	16	NUT\TPLCK\3/8\NC
31	4900040	4	NUT\FLG\SERR\1/4\NC
32	4900084	1	NUT\TPLCK\1/4\NC
33	4900127	2	NUT\TPLCK\1\NC
34	5000001	116	WASH\FLAT\3/8
35	5000012	16	WASH\LOCK\3/4
36	5000019	64	WASH\LOCK\3/8
37	6100073	8	SPRING\EXT\55W X 1/20.D. X 3
38	PRESRLLR1	4	PRESSURE ROLLER ASSEMBLY
39	TUBRLLR1	4	TUB ROLLER ASSEMBLY

**Not Shown**

4702847 CVR\RTR\ADJ\HD9

# TUB ASSEMBLY

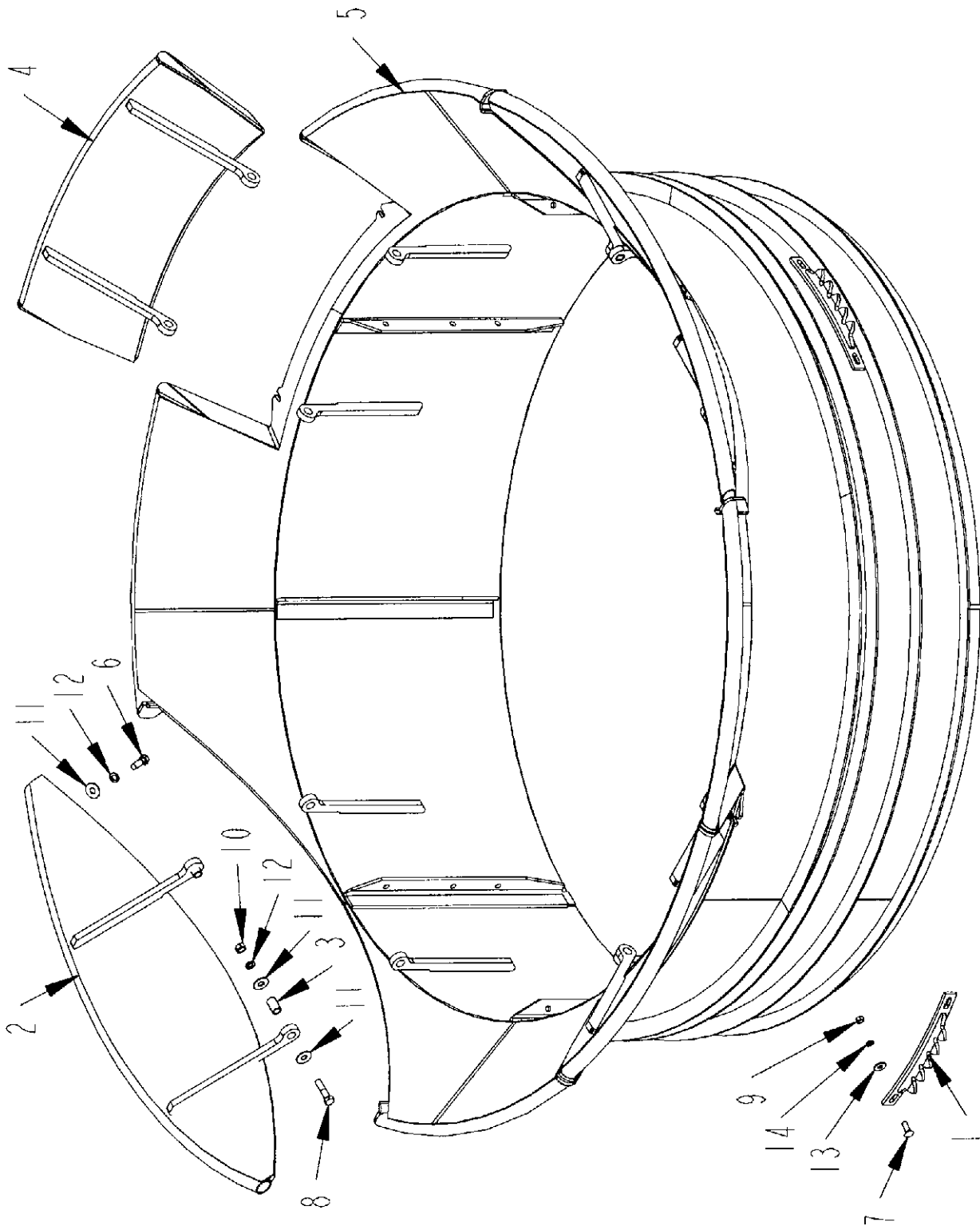




## TUB ASSEMBLY

ITEM	PART	QTY.	PART DESCRIPTION
1	4500561	4	SPKT\TUB\TEETH
2	4702396	2	FLARE\FLDNG\TUB
3	4702495	1	TUB
4	4703305	4	BUSH\HNGE\FLARE\TUB
5	4800010	6	BOLT\HEX\5/8X2
6	4800061	8	BOLT\CRG\1/2X1-1/2\NC
7	4800196	4	BOLT\HEX\5/8X2-3/4
8	4900001	8	NUT\HEX\1/2\NC
9	4900005	4	NUT\HEX\5/8\NC
10	5000002	14	WASH\FLAT\5/8
11	5000003	10	WASH\LOCK\5/8
12	5000004	8	WASH\FLAT\1/2
13	5000006	8	WASH\LOCK\1/2
	<b>4703539</b>		<b>TUB\ASSY\W\CHAIN&amp;SPKT\HD9</b> <b>No tub flares, includes chain 1100218</b>
	<b>4703003</b>		<b>TUB\ASSY\COMPLETE\HD9</b> <b>Includes flares and chain</b>

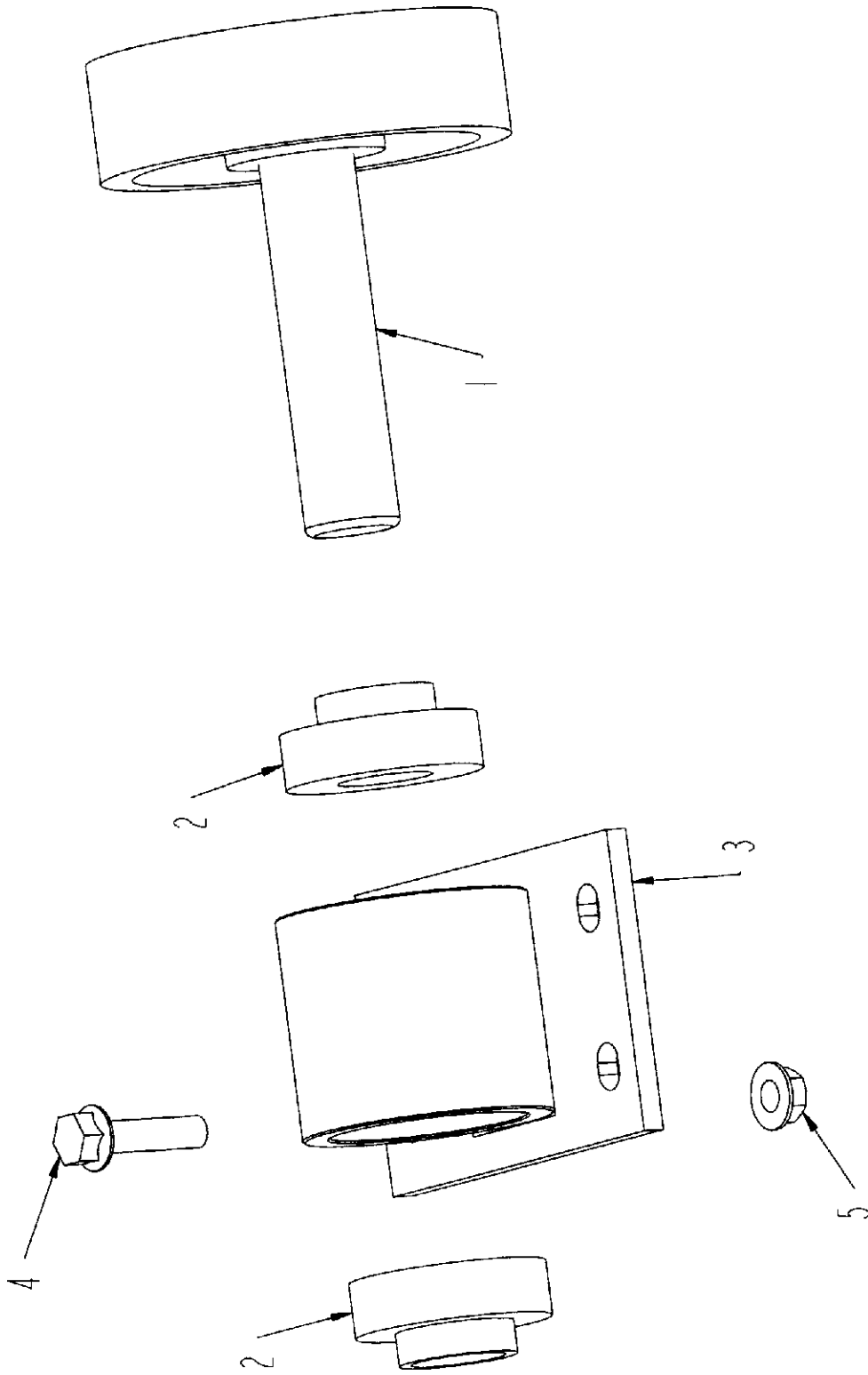
TUB ASSEMBLY WITH WING FLARE OPTION



## TUB ASSEMBLY WITH WING FLARE OPTION

ITEM	PART	QTY.	PART DESCRIPTION
1	4700399	4	TEETH\DR\TUB
2	4702396	2	FLARE\FLDNG\TUB
3	4702921	8	TUBE\PIVOT\FLARE\FLDG\HD9
4	4703304	2	WING\FLARE\HD9R\CONV
5	4703309	1	TUB\HD9R\4FOLD
6	4800010	10	BOLT\HEX\5/8X2
7	4800061	8	BOLT\CRG\1/2X1-1/2\NC
8	4800196	8	BOLT\HEX\5/8X2-3/4
9	4900001	8	NUT\HEX\1/2\NC
10	4900005	8	NUT\HEX\5/8\NC
11	5000002	26	WASH\FLAT\5/8
12	5000003	18	WASH\LOCK\5/8
13	5000004	8	WASH\FLAT\1/2
14	5000006	8	WASH\LOCK\1/2

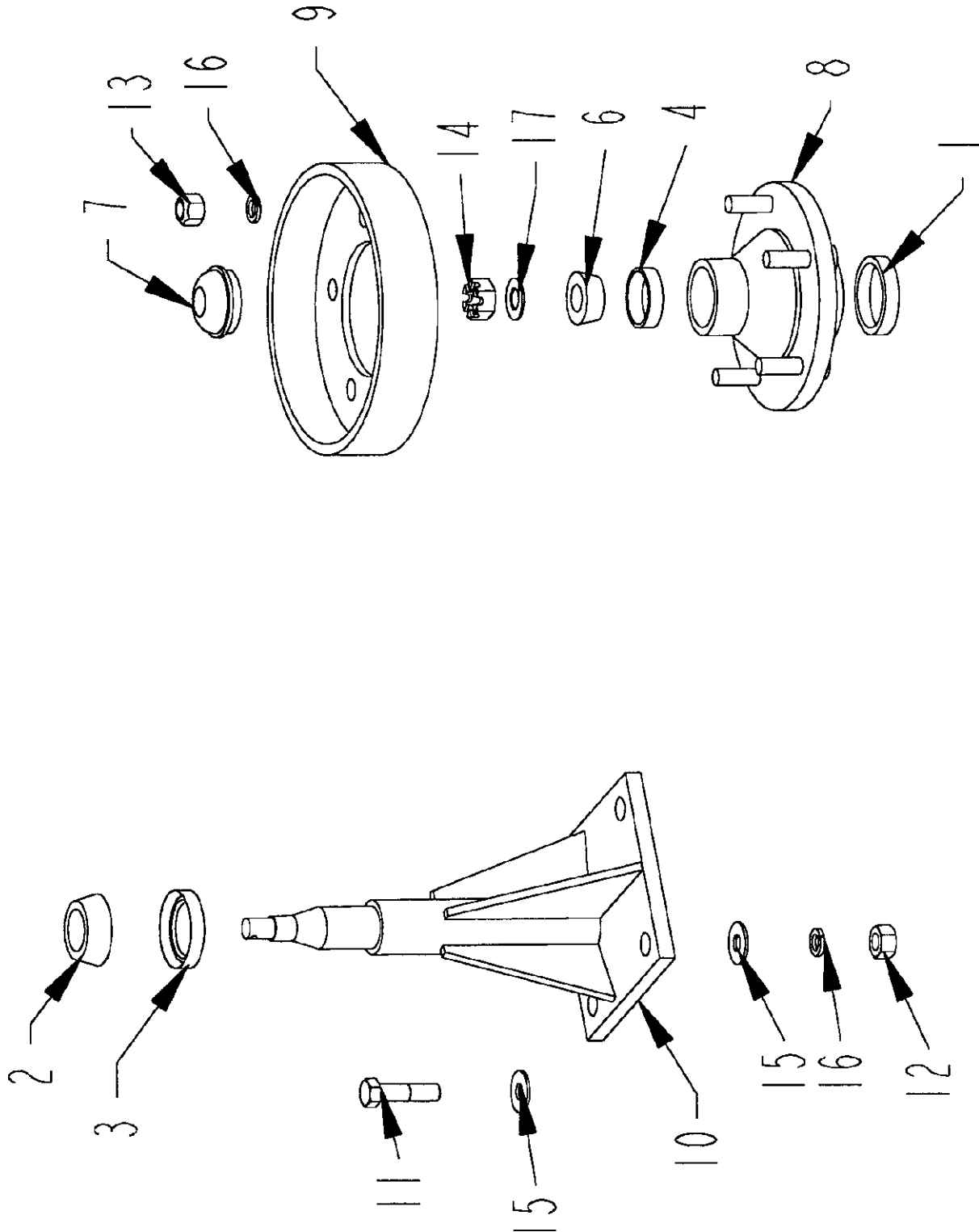
# TUB ROLLER ASSEMBLY



## TUB ROLLER ASSEMBLY

ITEM	PART	QTY.	PART DESCRIPTION
1	1200013	1	RLLR\TUB\1-1/2\W/O FLANGE
2	2000078	2	BRG\CYL\1-1/2\SET;SCR
2A	2000803		CLLR\LOCK\1-1/2
3	4702007	1	BRG\PB\RLLR\TUB\ASY\W/BEARING INSERTS
4	4800930	4	BOLT\FLG\SERR\1/2X2\NC
5	4900100	4	NUT\FLG\TPLCK\1/2\NC

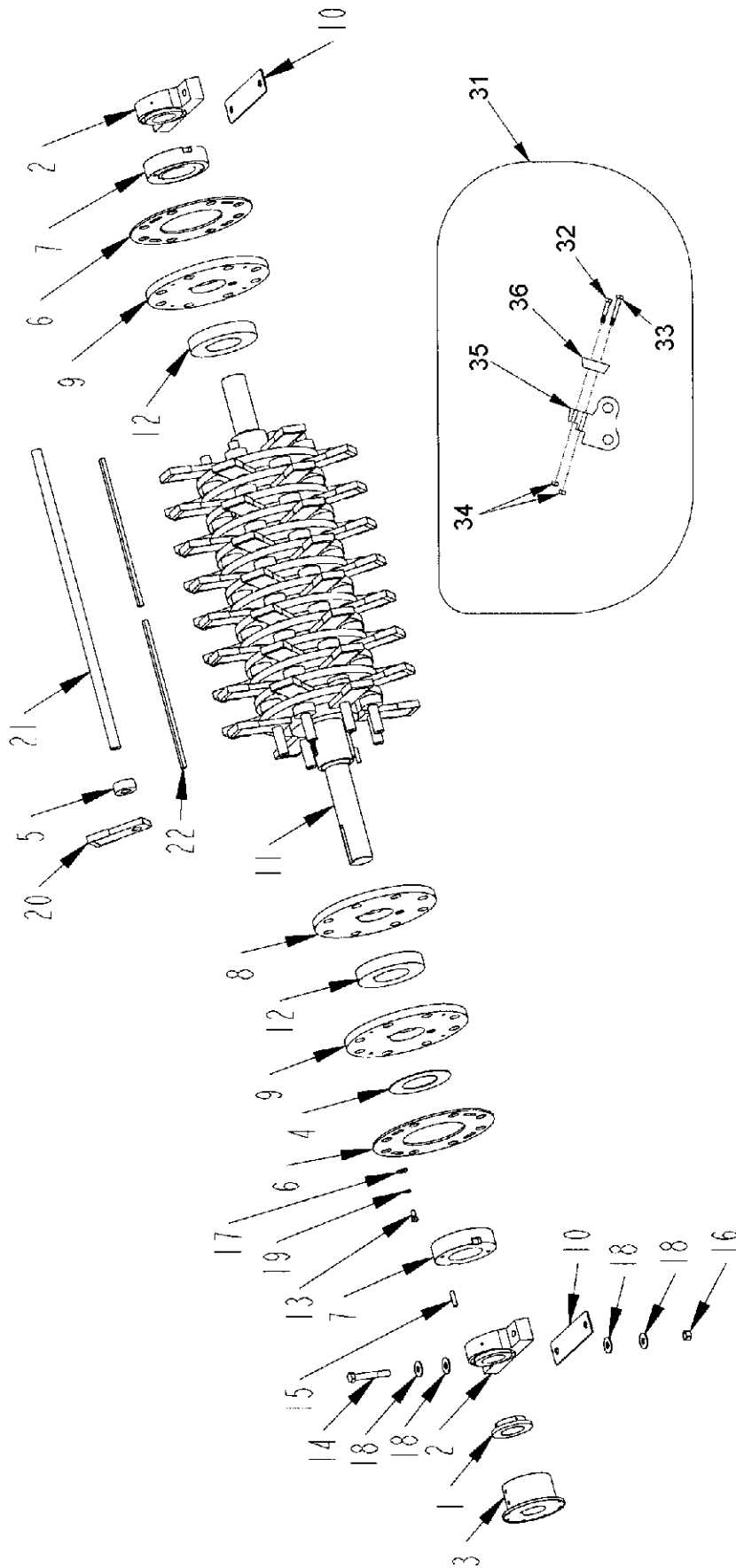
**PRESSURE ROLLER ASSEMBLY**



**PRESSURE ROLLER ASSEMBLY**

<b>ITEM</b>	<b>PART</b>	<b>QTY.</b>	<b>PART DESCRIPTION</b>
	4700886		PRESSURE ROLLER COMP. 11" includes items 1-10, 13,14,16 (5),17, and cotter key
1	2900004	1	CUP\INNER\WHEEL HUB
2	2900018	1	CONE\WHEELHUB
3	2900055	1	SEAL\WHEEL HUB
4	2900056	1	CUP\OUTER\WHEEL HUB
5	2900057	1	HUB\5-BOLT(985)\COMPLETE includes items 1-8,13,14,17
6	2900061	1	CONE\OUTER\WHEEL HUB
7	2900064	1	CAP\WHEEL HUB
8	2900138	1	HUB\WITH CONES\W\NUTS
9	4700115	1	PRESSURE DRUM
10	4700235	1	PRESSURE ROLLER STAND 11 SP
11	4800114	4	BOLT\HEX\1/2X2
12	4900001	4	NUT\HEX\1/2\NC
13	4900094	5	NUT\TAPER\WHEEL\1/2\NF
14	4900112	1	NUT\SLOT\5/8\NF
15	5000004	8	WASH\FLAT\1/2
16	5000006	9	WASH\LOCK\1/2
17	5000094	1	WASH\SPINDLE\5/8
<b>NOT SHOWN</b>			
	4800172	1	PIN\COTTER\1/8X2

ROTOR ASSEMBLY SN 0101 TO SN 0142





**ROTOR ASSEMBLY SN 0101 TO SN 0142**

ITEM	PART	QTY.	PART DESCRIPTION
1	1000209	1	SPKT\60\B\20\3\5\8KW
2	2000512	2	BRG\PB\3\2BOLT\E\DODGE
3	3600156	1	FLG\DR\LIN\3\1710
4	4700033	1	WASHER\THRUST\8X4-9\16
5	4700470	64	SPCR\SHOCK\1.29IDX1.25
6	4700519	2	PL\RTR\MVBL\8.030IDX1\4
7	4700598	2	NUT\RTR\4-1\2IDX2
8	4700667	15	PL\RTR\4-1\2IDX1
9	4700668	2	PL\RTR\END\TPPD\4-1\2IDX1
10	4702388	2	SHIM\BRG\RTR\HD9
11	4702515	1	SHFT\RTR\4-1\2X65-3\8\3.5BRG
12	4702516	16	SPCR\RTR\1.480\8.6ODX4.5ID
13	4800085	8	BOLT\HEX\1\2X1
14	4800224	4	BOLT\HEX\3\4X5
15	4800272	4	SCR\SET\AL\1\2X2\NC
16	4900139	4	NUT\TPLCK\3\4\GR8\NC
17	5000004	8	WASH\FLAT\1\2
18	5000005	16	WASH\FLAT\3\4
19	5000006	8	WASH\LOCK\1\2
20	5200108	64	3/4 HAMMERS
21	5300109	8	HMMR\ROD\1-1\4X40
22	6200059	2	KEY\RECT\1\2X5\8X19-3\4
	4703006		RTR\ASSY_SUB\HD9\8HMMR RODS\NO BRG
	4702583		RTR\NEW\40X1.25RD\HD9\NO 3" BRG
	4703110		RTR\RBLT\40X1.25RD\HD9\NO BRG

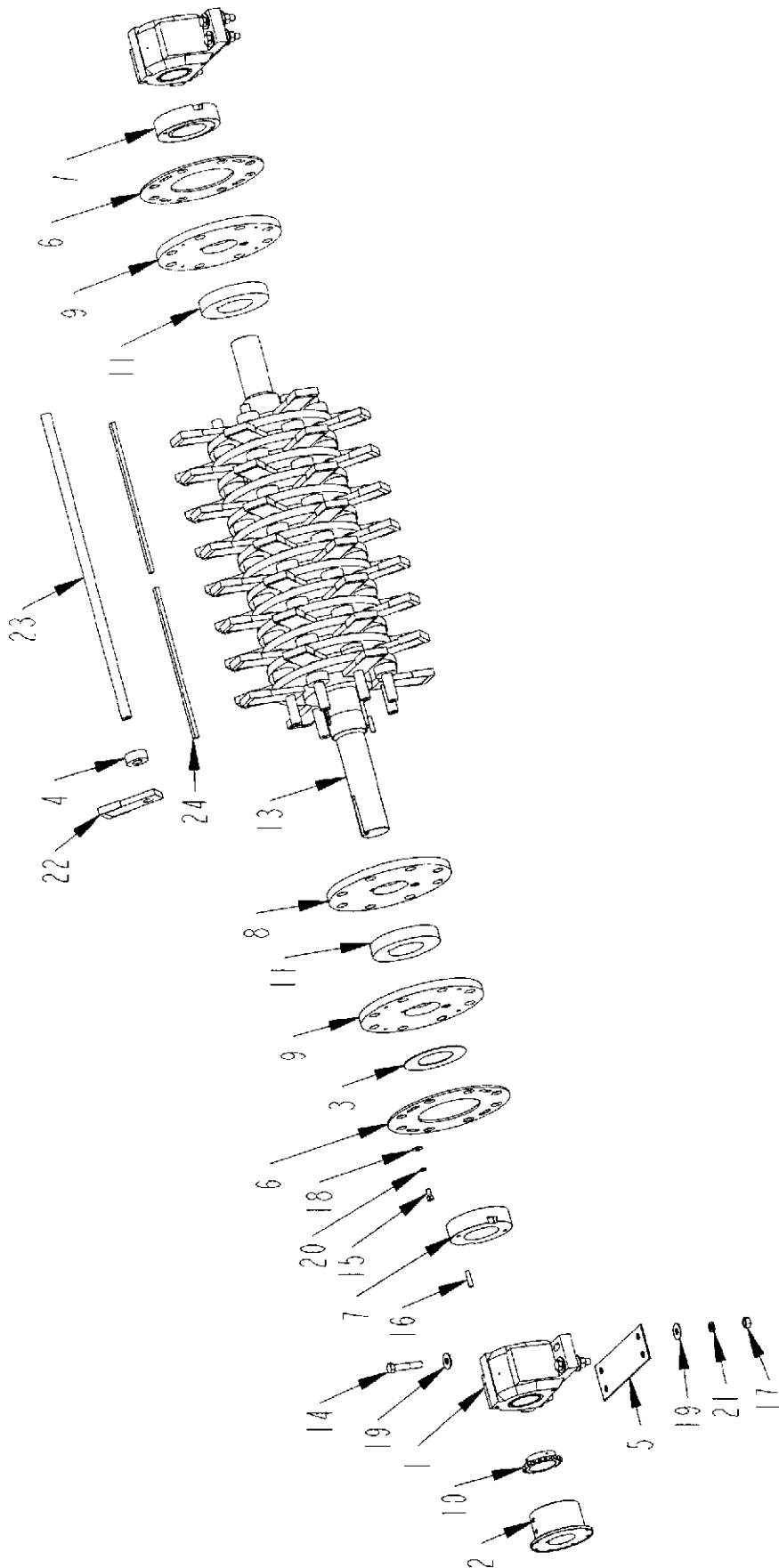
**FIXED HAMMER LIST**

32	4800572	32	BOLT\HEX\5\8X3-1\2\NF\GR8
33	4800573	32	BOLT\HEX\5\8X4-1\2\NF\GR8
34	4900143	64	NUT\TPLCK\5\8\NF\GR8
35	5200105	32	HMMR\FIXED\BASE\1-1\4 HOLES
31	5200107	32	HMMR\FIXED\COMPLETE
36	5200174	32	HMMR\TIP\2-BOLT\KENNAMTL

**SCREENS**

4702842	SCRN\1HL\1\2"HARDOX\HD9
4702843	SCRN\1-1\2HL\1\2"HARDOX\HD9
4702722	SCRN\2HL\1\HD9
4702723	SCRN\3HL\1\HD9
4702724	SCRN\4HL\1\HD9
4702725	SCRN\4-3\4X7HL\1\HD9
4702726	SCRN\6X9HL\1\HD9

ROTOR ASSEMBLY SN 0143 & UP



ROTOR ASSEMBLY SN 0143 & UP

ITEM	PART	QTY.	PART DESCRIPTION
1	2000525	2	BRG\PB\3-1/2
2	3600172	1	FLANGE 3 1/2 ID 1710
3	4700033	1	WASHER\THRUST\8X4-9/16
4	4700470	64	SPCR\SHOCK\1.29IDX1.25
5	4700513	2	SHIM\BRG\7GAX4-1/2X5
6	4700519	2	PL\RTR\MVBL\8.030IDX1/4
7	4700598	2	NUT\RTR\4-1/2IDX2
8	4700667	15	PL\RTR\4-1/2IDX1
9	4700668	2	PL\RTR\END\TPPD\4-1/2IDX1
10	4700702	1	SPKT\60\20\3-1/2\SENSOR
11	4702516	16	SPCR\RTR\1.480\8.6ODX4.5ID
12	4703402	1	RTR\ASSY\HD9\W\3-1/2BRG&HMMR\WDRLN&SPKT
12A	4703408	1	RTR\NEW\40X1.25RD\HD9\3-1/2 BRG
13	4703403	1	SHFT\RTR\4-1/2X65-3/8\3.5BRG
14	4800063	8	BOLT\HEX\3/4X4
15	4800085	8	BOLT\HEX\1/2X1
16	4800272	4	SCR\SET\AL 1/2X2\NC
17	4900004	8	NUT\HEX\1/2X1
18	5000004	8	WASH\FLAT\1/2
19	5000005	16	WASH\FLAT\3/4
20	5000006	8	WASH\LOCK\1/2
21	5200012	8	WASH\LOCK\3/4
22	5200108	64	3/4 HAMMERS
23	5300109	8	HMMR\ROD\1-1/4X40
24	6200059	2	KEY\RECT\1/2X5/8X19-3/4

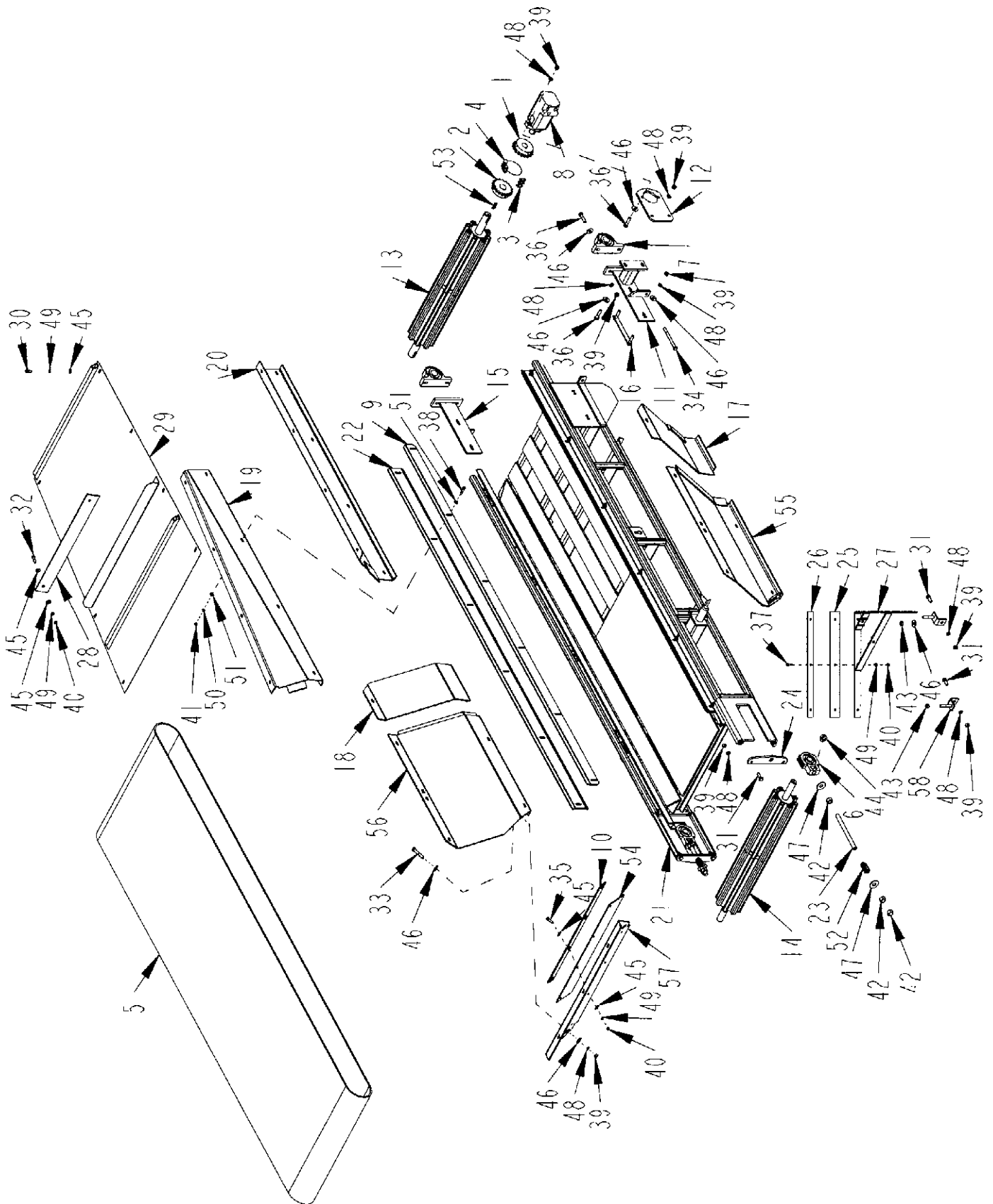
**FIXED HAMMER LIST**

4800572	32	BOLT\HEX\5/8X3-1/2\NF\GR8
4800573	32	BOLT\HEX\5/8X4-1/2\NF\GR8
4900143	64	NUT\TPLCK\5/8\NF\GR8
5200105	32	HMMR\FIXED\BASE\1-1/4 HOLES
5200107	32	HMMR\FIXED\COMPLETE
5200174	32	HMMR\TIP\2-BOLT\KENNAML

**SCREENS**

4702842	SCRN\1HL\1/2"HARDOX\HD9
4702843	SCRN\1-1/2HL\1/2HARDOX\HD9
4702722	SCRN\2HL\1\HD9
4702723	SCRN\3HL\1\HD9
4702724	SCRN\4HL\1\HD9
4702725	SCRN\4-3/4X7HL\1\HD9
4702726	SCRN\6X9HL\1\HD9

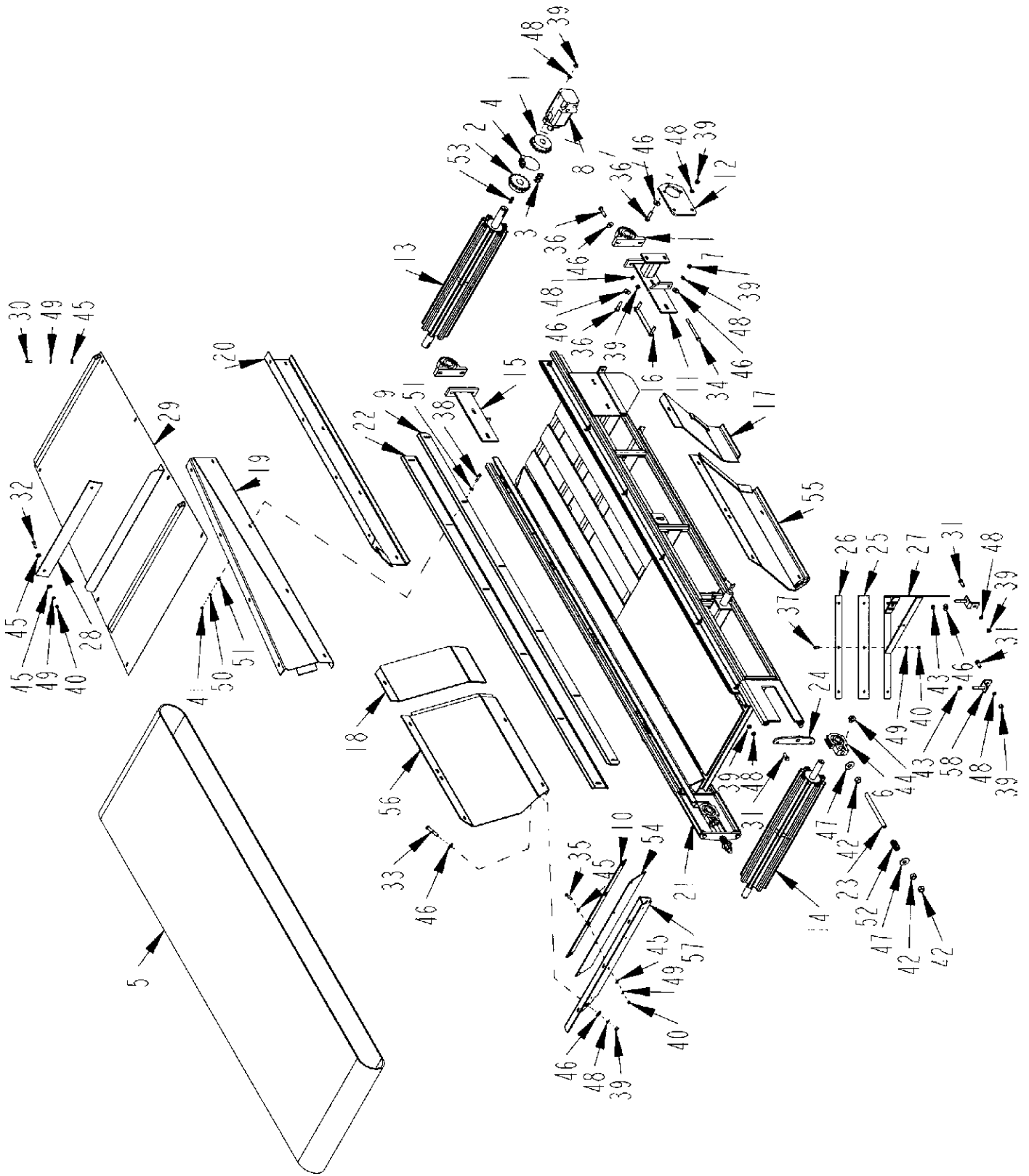
# BELLY CONVEYOR ASSEMBLY



**BELLY CONVEYOR ASSEMBLY**

<b>ITEM</b>	<b>PART</b>	<b>QTY.</b>	<b>PART DESCRIPTION</b>
1	1000054	1	SPKT\60\B\18\1-1/4\5/16KW
2	1000081	1	SPKT\60\B\18\1-1/2\3/8KW
3	1100064	1	CHAIN\60DBL\CL
4	1100066	1	CHAIN\60DBL\17
5	1700158	1	BELT\BELLY;PAN\30X18\3/4CLEAT
6	2000321	2	BRG\TUU\1-1/2\W-ECC\BSEAL
7	2000501	2	BRG\PB\1-1/2\2BOLT
8	3900014	1	MTR\HYD\9.6\2000\1-1/4SH
9	4501261	0	DBLR\SEAL\CNVYR\BELLY
10	4501289	1	BRKT\SEAL\MATL\CNVYR\FRONT
11	4701539	1	BRKT\SLIDE\BRNG\DR\RH\CNVYR\BELLY
12	4701540	1	BRKT\MTR\ORBIT\CNVYR\BELLY
13	4701541	1	RLLR\DRIVE\39-3/4X6\CNVYR\BELLY
14	4701542	1	RLLR\IDLER\39X6\CNVYR\BELLY
15	4701694	1	BRKT\SL\BRNG\DR\RH\CNVYR\BELLY
16	4701695	2	BRKT\TGH\TNER\RLLR\CNVYR\BELLY
17	4702389	1	DFLCTR\IN\REAR\LH\CNVYR\BELLY
18	4702390	1	DFLCTR\IN\REAR\RH\CNVYR\BELLY
19	4702391	1	CHAN\COV\CNVYR\BELLY\RH
20	4702392	1	CHAN\COV\CNVYR\BELLY\LH
21	4702639	1	FRM\CNVYR\BELLY\
22	4702640	0	PL\SEAL\CNVYR\BELLY\SIDE
22	4703034		SEAL\CNVYR\RBBR
9&22	4703038	2	BRKT\SEAL\CNVYR
23	4702641	2	BOLT\ADJ\BRG\RLLR\CNVYR
24	4702642	2	BRKT\TIGHTNR\BELT\CNVYR
25	4702644	2	FLAT\SCRPR\PLASTIC\CNVYR\BELLY
26	4702645	2	FLAT\DBLR\SCRPR\CNVYR\BELLY
27	4702839	1	FRM\SCRPR\BELT\CNVYR\BELLY
28	4702937	1	BRKT\COV\CNVYR
29	4702938	1	COV\CNVYR\BELLY\HD9
30	4800003	8	BOLT\HEX\3/8X1
31	4800018	6	BOLT\HEX\1/2X1-1/4
32	4800034	2	BOLT\HEX\3/8X1-1/2
33	4800070	2	BOLT\HEX\1/2X2-1/2
34	4800077	2	BOLT\HEX\1/2X5-1/2
35	4800098	4	BOLT\HEX\3/8X1-1/4\NC
36	4800114	8	BOLT\HEX\1/2X2
37	4800486	6	BOLT\HEX\3/8X1-1/4\GR8\NC
38	4800510	12	BOLT\HEX\5/16X1-3/4

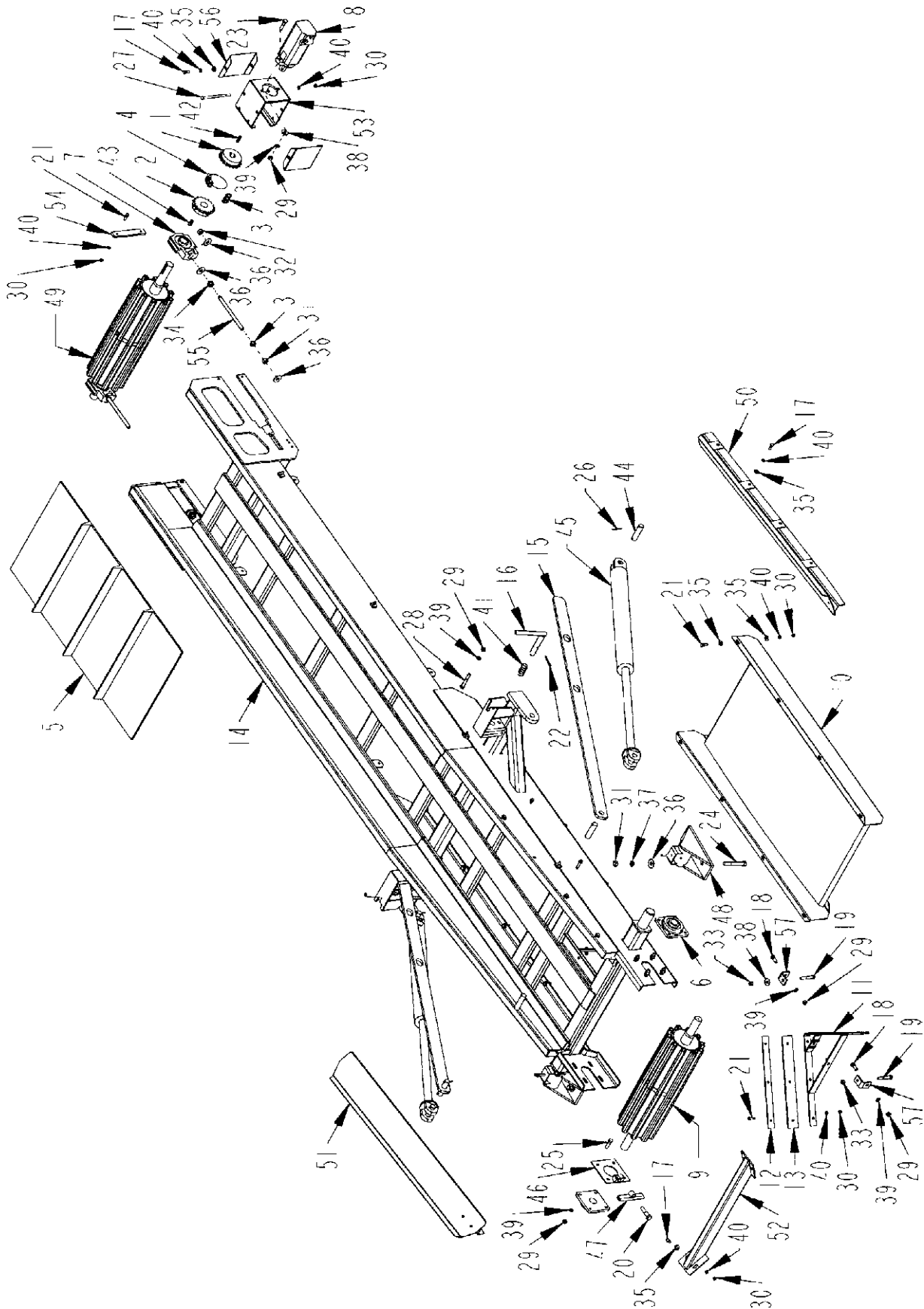
# BELLY CONVEYOR ASSEMBLY



**BELLY CONVEYOR ASSEMBLY**

<b>ITEM</b>	<b>PART</b>	<b>QTY.</b>	<b>PART DESCRIPTION</b>
39	4900001	22	NUT\HEX\1/2\NC
40	4900002	12	NUT\HEX\3/8\NC
41	4900003	12	NUT\HEX\5/16\NC
42	4900004	6	NUT\HEX\3/4\NC
43	4900014	2	NUT\TPLCK\1/2\NC
44	4900158	2	NUT\FLG\SERR\3/4\NC
45	5000001	20	WASH\FLAT\3/8
46	5000004	17	WASH\FLAT\1/2
47	5000005	4	WASH\FLAT\3/4
48	5000006	20	WASH\LOCK\1/2
49	5000019	20	WASH\LOCK\3/8
50	5000022	12	WASH\LOCK\5/16
51	5000023	24	WASH\FLAT\5/16
52	6100005	2	SPRNG\.249OT\13/16ID\1-5/16OD\2-3/8LOA
53	6200007	1	KEY\SQ\3/8X1-1/2
54	4501288	1	SEAL\MATL\CNVYR\BELLY\FRONT
55	4702159	1	DFLCTR\IN\FRNT\LH\CNVYR\BELLY
56	4702160	1	DEFLR\INLET\FRONT\CNVYR\BELLY\RH
57	4702194	1	PL\SEAL\FRONT\CNVYR\BELLY
58	4702473	2	SCRPR\BELT\CNVYR\DISCH

# DISCHARGE CONVEYOR ASSEMBLY NON-FOLDING

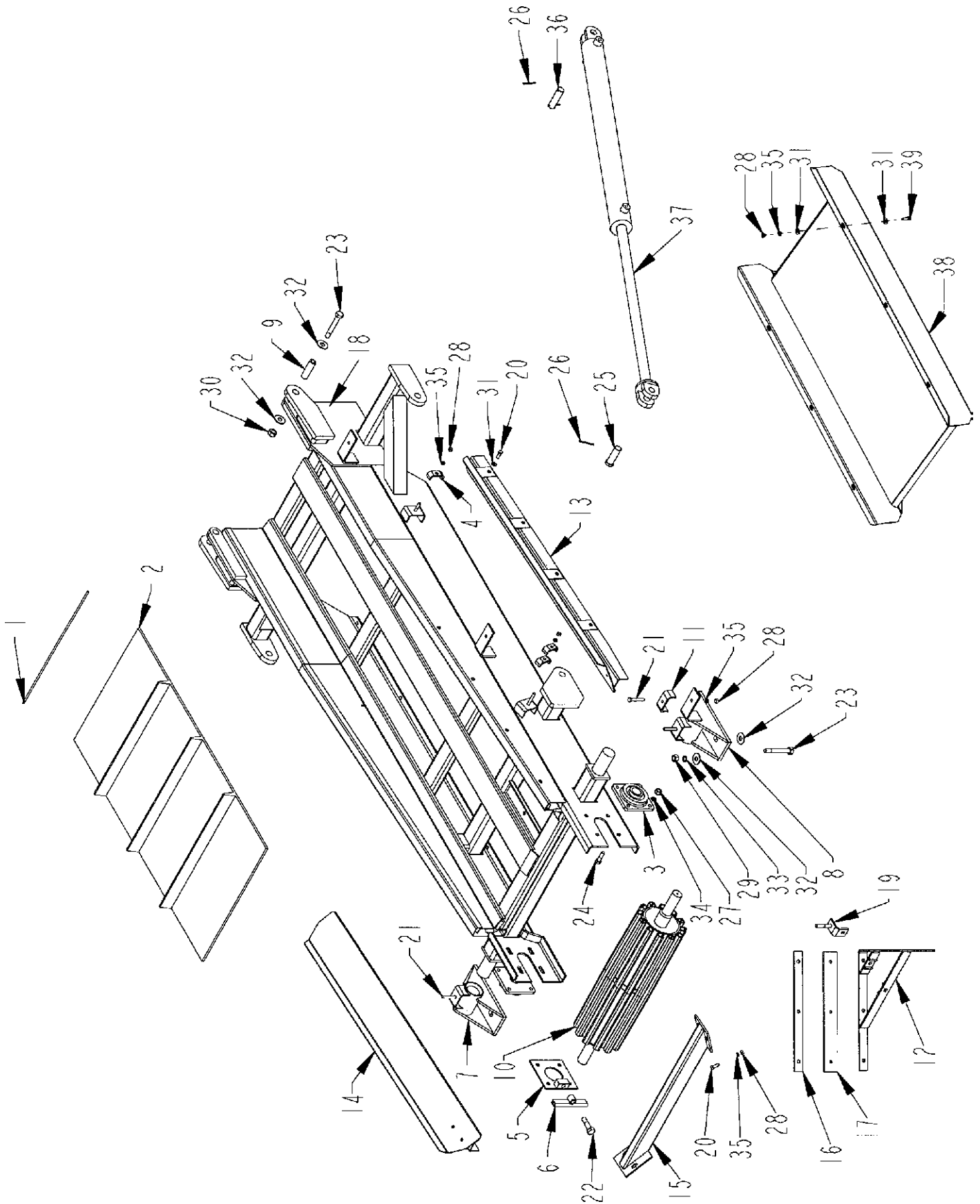




**DISCHARGE CONVEYOR ASSEMBLY NON-FOLDING**

ITEM	PART	QTY.	PART DESCRIPTION
1	1000054	1	SPKT\60\B\18\1-1/4\5/16KW
2	1000081	1	SPKT\60\B\18\1-1/2\3/8KW
3	1100064	1	CHAIN\60DBL\CL
4	1100066	1	CHAIN\60DBL\17
5	1700157	1	BELT\CNVYR\24X338\CLEATED
6	2000303	2	BRG\FLG\1-1/2\BOLT
7	2000320	2	BRG\TUU\1-1/2\W-ECC\BSEAL
8	3900010	1	MTR\HYD\24\2000\SAE;A
9	4701555	1	RLLR\IDLER\35-1/2X8\CNVYR\DISCH
10	4701559	1	GUIDE\BELT\CNVYR\DISCH
11	4702140	1	FRM\SCRPR\BELT\CNVYR\DISCH
12	4702192	2	FLT\DBL\SCRPR\CNVYR\DISCH
13	4702193	2	FLAT\SCRPR\PLASTIC\CNVYR\DISCH
14	4702712	1	FRM\CNVYR\DISCH\LOWER
15	4702714	2	STRAP\LOCK\CYL\HYD
16	4702715	2	PIN\LOCK\CNVYR\DISCH
17	4800003	16	BOLT\HEX\3/8X1
18	4800018	2	BOLT\HEX\1/2X1-1/4
19	4800068	2	BOLT\HEX\1/2X3
20	4800079	1	BOLT\HEX\5/8X2-1/2
21	4800098	18	BOLT\HEX\3/8X1-1/4\NC
22	4800103	2	PIN\COT\1/4X2
23	4800114	2	BOLT\HEX\1/2X2
24	4800158	4	BOLT\HEX\5/8X4-1/2
25	4800178	8	BOLT\HEX\1/2X1-3/4
26	4800203	12	PIN\COT\5/16X2
27	4800580	2	BOLT\HEX\3/8X7
28	4800592	2	BOLT\HEX\1/2X3-1/4
29	4900001	14	NUT\HEX\1/2\NC
30	4900002	26	NUT\HEX\3/8\NC
31	4900005	8	NUT\HEX\5/8\NC
32	4900012	2	NUT\PLCK\5/8\NC
33	4900014	2	NUT\PLCK\1/2\NC
34	4900110	2	NUT\FLG\SERR\5/8\NC
35	5000001	32	WASH\FLAT\3/8
36	5000002	10	WASH\FLAT\5/8
37	5000003	4	WASH\LOCK\5/8
38	5000004	3	WASH\FLAT\1/2
39	5000006	14	WASH\LOCK\1/2
40	5000019	42	WASH\LOCK\3/8
41	6100048	2	SPRNG\2490T\13/16ID\1-5/16OD\2-3/8LOA
42	6200004	1	KEY\SQ\5/16X1-1/2
43	6200027	1	KEY\SQ\3/8X1-1/4
44	8900107	6	PIN\1/3-5/8
45	4100203	2	CYL\HYD\3X24\1-1/2\ROD for standard machine
45	4100218	rolloff opt	CYL\HYD\3X30\1-1/2\ROD for rolloff option
46	4701528	1	BRKT\ADJ\TRACKING\CNVYR\DISCH
47	4701529	1	HOOK\ROD\TGH\NR\BELT\CNVYR\DISCH
48	4701551	2	BRKT\MTG\RH\CNVYR\DISCH
49	4701556	1	RLLR\DRV\36-1/2X8\CNVYR\DIS
50	4702184	1	DFLCTR\CNVYR\DISCH\HHD1098
51	4702185	1	DEFLCTR\CNVYR\DISCH\RH
52	4702187	1	BRC\DEFLCTR\CNVYR\DISCH
53	4702203	1	BRKT\MTR\DRV\CNVYR
54	4702204	2	STRAP\REINFRG\GUIDE\BRG
55	4702205	2	BOLT\ADJ\RLLR\DRV\CNVYR
56	4702206	2	GUARD\SPKT\CPLG\DRV\CNVYR
57	4702747	2	SCRPR\BELT\CNVYR\BELLY

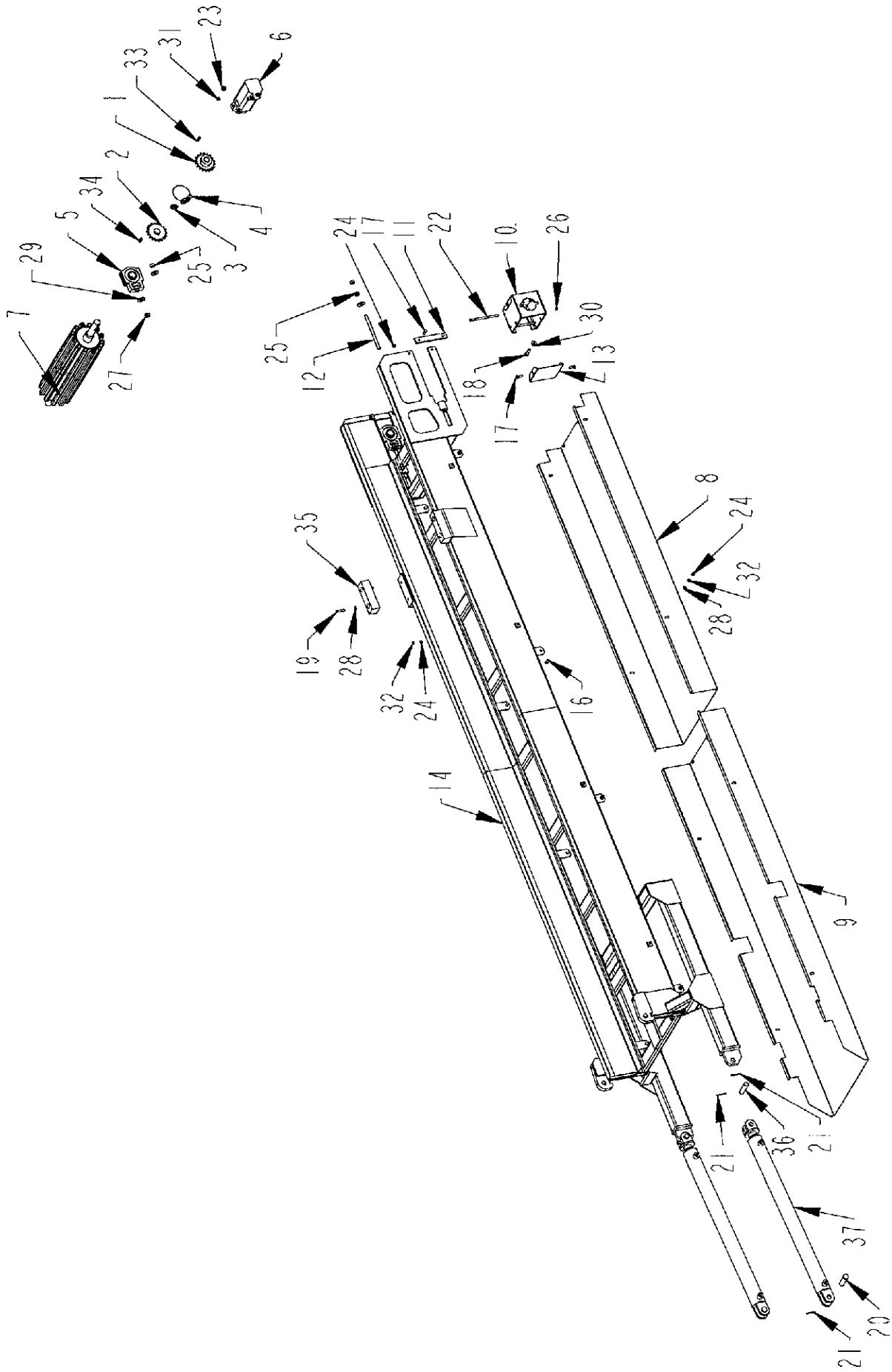
LOWER DISCHARGE FOLDING CONVEYOR (OPTIONAL)



**LOWER DISCHARGE FOLDING CONVEYOR (OPTIONAL)**

<b>ITEM</b>	<b>PART</b>	<b>QTY.</b>	<b>PART DESCRIPTION</b>
1	1700078	1	LCNG\CBL\1\8X24
2	1700104	1	BELT\CNVYR\24X548
2A	1700175	OPT	BELT\CNVYR\24X510\rolloff & tub cover combination
3	2000303	2	BRG\FLG\1-1/2\BOLT
4	4700776	10	CLMP\HOSE\3/8
5	4701528	1	BRKT\ADJ\TRACKING\CNVYR\DISCH
6	4701529	1	HOOK\ROD\TGHTNR\BELT\CNVYR\DISCH
7	4701551	1	BRKT\MTG\RH\CNVYR\DISCH
8	4701552	1	BRKT\MTG\LH\CNVYR\DISCH
9	4701553	2	BUSH\HINGE\CNVYR\DISCH
10	4701555	1	RLLR\IDLER\35-1/2X8\CNVYR\DISCH\HD10
11	4701558	3	CLMP\HOSE\3/4
12	4702140	1	FRM\SCRPR\BELT\CNVYR\DISCH
13	4702184	1	DFLCTR\CNVYR\DISCH\LH\HD1098
14	4702185	1	DEFLCTR\CNVYR\DISCH\RH\HD1098
15	4702187	1	BRC\DFLCTR\CNVYR\DISCH
16	4702192	2	FLT\DBL\SCRPR\CNVYR\DISCH
17	4702193	2	FLAT\SCRPR\PLASTIC\CNVYR\DISCH
18	4702984	1	FRM\CNVYR\LOWER\HD9
18A	4703310	OPT	CNVYR\DISCH\LOWER\HD9R\rolloff & tub cover combination
19	4702473	2	SCRPR\BELT\CNVYR\DISCH
20	4800003	12	BOLT\HEX\3/8X1
21	4800029	7	BOLT\HEX\3/8X2-1/2
22	4800079	1	BOLT\HEX\5/8X2-1/2
23	4800158	6	BOLT\HEX\5/8X4-1/2
24	4800178	8	BOLT\HEX\1/2X1-1/2
25	4800185	2	PIN\CLEVIS\1X3
26	4800203	6	PIN\COT\5/32X2
27	4900001	8	NUT\HEX\1/2\NC
28	4900002	19	NUT\HEX\3/8\NC
29	4900005	4	NUT\HEX\5/8\NC
30	4900012	2	NUT\TPLCK\5/8\NC
31	5000001	24	WASH\FLAT\3/8
32	5000002	12	WASH\FLAT\5/8
33	5000003	4	WASH\LOCK\5/8
34	5000006	8	WASH\LOCK\1/2
35	5000019	19	WASH\LOCK\3/8
36	8900107	2	PIN\1\3-5/8
37	4100175	2	CYL\HYD\3X36\PARALLEL
37A	4100218	OPT	CYL\HYD\3X30\1-1/2\ROD\7/8\FOR\PAR (For Rolloff & Tub Cover Combination)
38	4702989	1	GUIDE\BELT\CNVYR\DISCH\HD9
39	4800098	6	BOLT\HEX\3/8X1-1/4\NC
<b>NOT SHOWN</b>			
	1700083	1	LCNG\#125\24W\STAPLES

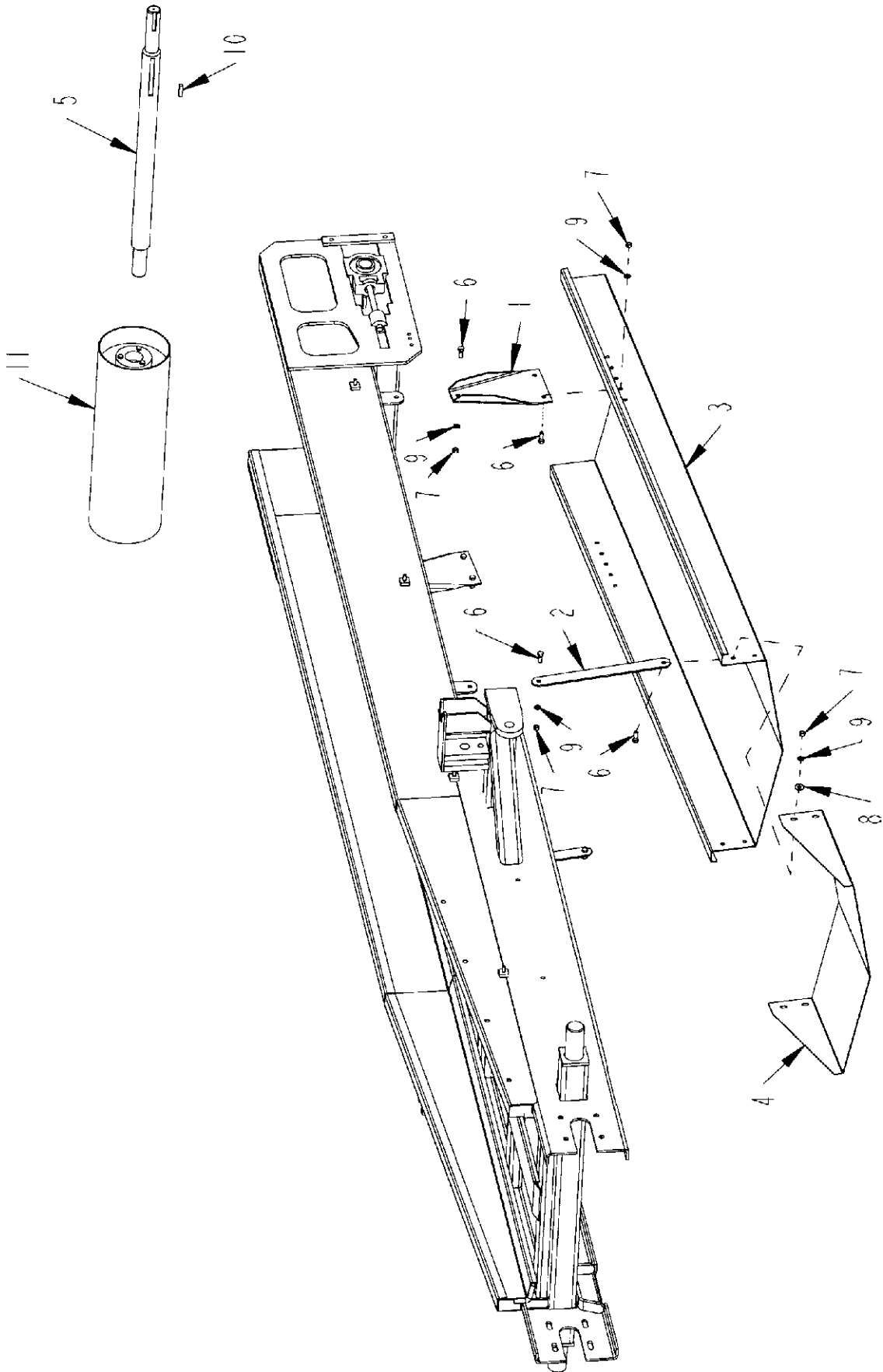
UPPER DISCHARGE FOLDING CONVEYOR (OPTIONAL)



**UPPER DISCHARGE FOLDING CONVEYOR (OPTIONAL)**

<b>ITEM</b>	<b>PART</b>	<b>QTY.</b>	<b>PART DESCRIPTION</b>
1	1000054	1	SPKT\60\B\18\1-1/4\5/16KW
2	1000081	1	SPKT\60\B\18\1-1/2\3/8KW
3	1100064	1	CHN\60DBL\CL
4	1100066	1	CHAIN\60DBL\17
5	2000320	2	BRG\TUJ\1-1/2\W-ECC\BSEAL
6	3900010	1	MTR\HYD\24\2000\SAE;A
7	4701556	1	RLLR\DRV\36-1/2X8\CNVYR\DIS
8	4701860	1	GUARD\BELT\CNVYR\DISCH\UPPER
8A	4701909	1	GUARD\BELT\CNVYR\DISCH\UPPER
9	4702943	1	GUARD\BELT\CNVYR\DISCH\LWR\HD9
10	4702203	1	BRKT\MTR\DRV\CNVYR
11	4702204	2	STRAP\REINFRC\GUIDE\BRG
12	4702205	2	BOLT\ADJ\RLLR\DRV\CNVYR
13	4702206	2	GUARD\SPKT\CPLG\DRV\CNVYR
14	4702212	1	FRM\CNVYR\DISCH\UPPER\HD1098
15	4702333	1	UPPER DISCHARGE CONVEYOR ASSM
16	4800003	8	BOLT\HEX\3/8X1
17	4800098	8	BOLT\HEX\3/8X1-1/4\NC
18	4800114	2	BOLT\HEX\1/2X2
19	4800146	4	BOLT\HEX\3/8X2
20	4800185	2	PIN\CLEVIS\1X3
21	4800203	6	PIN\COT\5/32X2
22	4800580	2	BOLT\HEX\3/8X1
23	4900001	2	NUT\HEX\1/2\NC
24	4900002	16	NUT\HEX\3/8\NC
25	4900005	6	NUT\HEX\5/8\NC
26	4900030	2	NUT\NYLOCK\3/8\NC
27	4900110	2	NUT\FLG\SERR\5/8\NC
28	5000001	12	WASH\FLAT\3/8
29	5000002	6	WASH\FLAT\5/8
30	5000004	2	WASH\FLAT\1/2
31	5000006	2	WASH\LOCK\1/2
32	5000019	12	WASH\LOCK\3/8
33	6200004	1	KEY\SQ\5/16X1-1/2
34	6200027	1	KEY\SQ\3/8X1-1/4
35	7500635	2	CUSH\RBBR\7-3/4X2-7/16X2
36	8900107	2	PIN\1\3-5/8
37	4100175	2	CYL\HYD\3X36\PERP

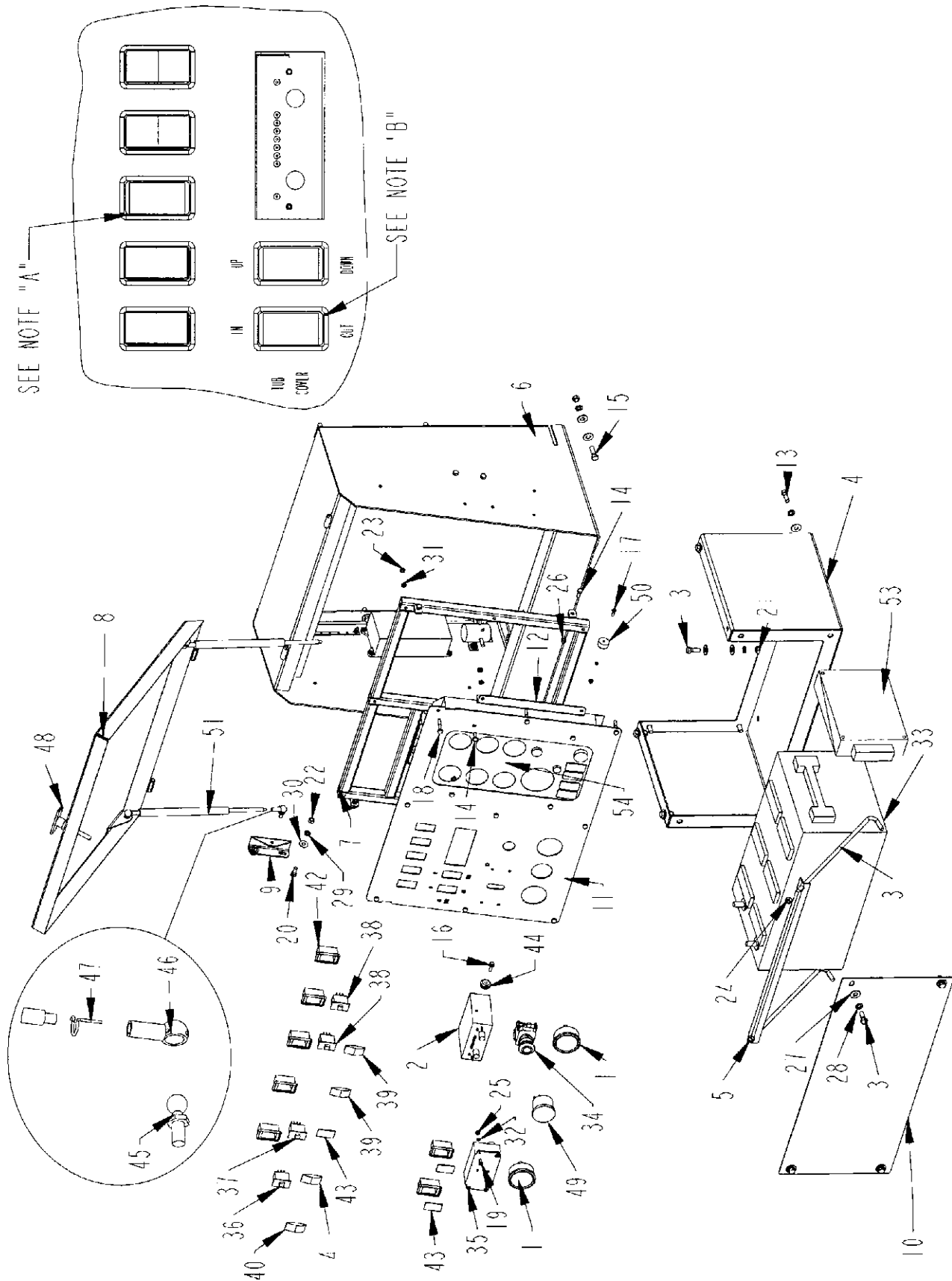
MAGNETIC ROLLER ASSEMBLY W/FIXED CHUTE (OPTION)



**MAGNETIC ROLLER ASSEMBLY W/FIXED CHUTE (OPTION)**

<b>ITEM</b>	<b>PART</b>	<b>QTY.</b>	<b>PART DESCRIPTION</b>
1	4700137	2	BRKT\MTG\REAR\CHUTE\RLLR\MAGNETIC
2	4700138	2	BRKT\MTG\FR\CHUTE\RLLR\MAGNETIC
3	4701526	1	CHUTE\DISCH\RLLR\MAGNETIC
4	4701532	1	XTNSN\CHUTE\DISCH\RLLR\MAGNETIC
5	4701533	1	SHFT\RLLR\MAG\24
6	4800003	12	BOLT\HEX\3/8X1
7	4900002	12	NUT\HEX\3/8\NC
8	5000001	4	WASH\FLAT\3/8
9	5000019	12	WASH\LOCK\3/8
10	6200007	2	KEY\SQ\3/8X1-1/2
11	7500624	1	PUL\MAG\8X24\KEYED\SHAFT
	7500840		RLLR\MAG\8X24\W/KEYED\SHAFT (includes 5, 10, 11)

# CONTROL PANEL ASSEMBLY

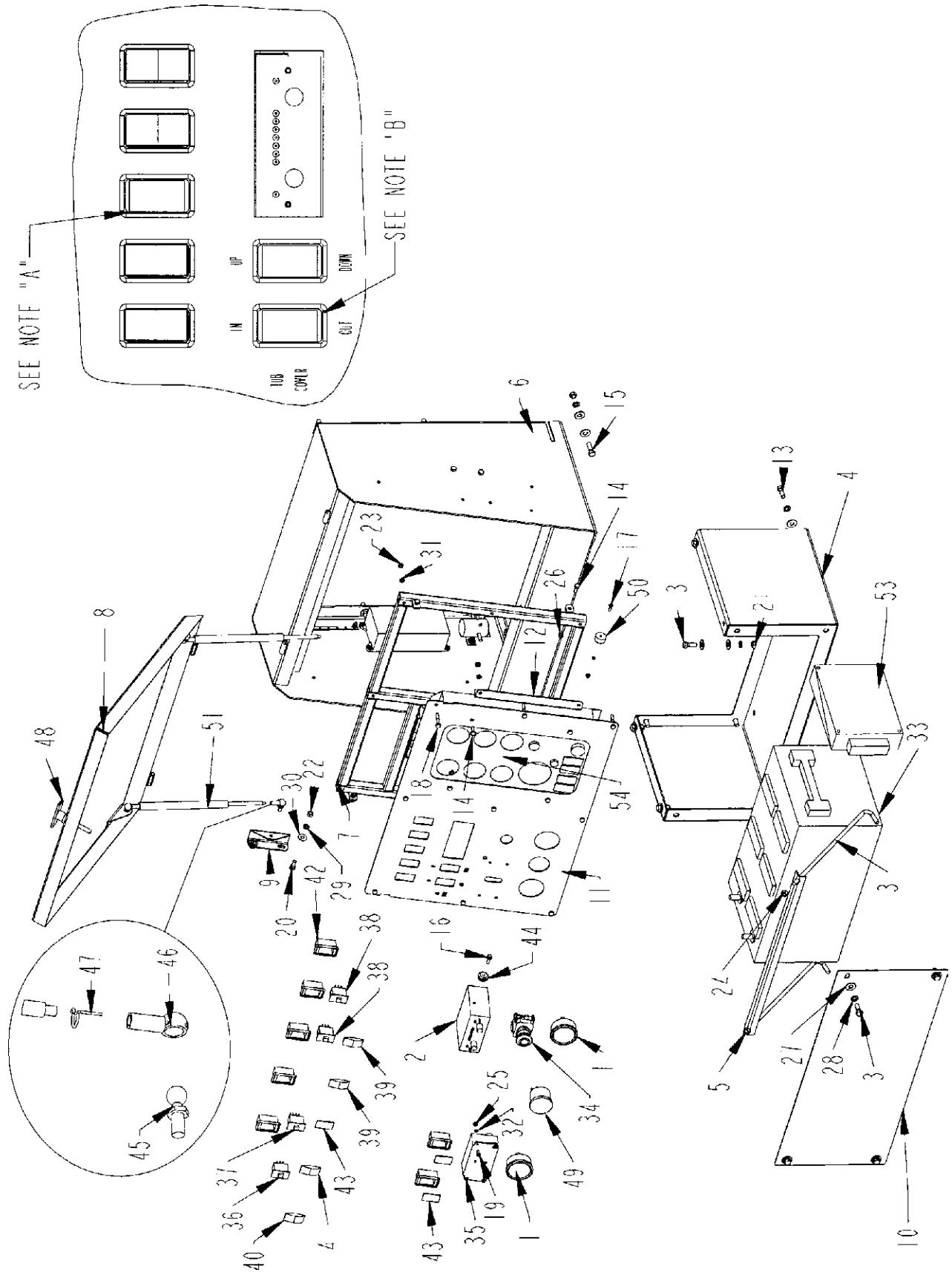




**CONTROL PANEL ASSEMBLY**

ITEM	PART	QTY.	PART DESCRIPTION
1	3800381	2	GAUGE\3000PSI\REAR STEM
2	4300034	1	CONTROL BOX
3	4701639	2	STRAP\HOOK\BOX\BATT
4	4702796	1	BRKT\BTTRY\12V\SINGLE
5	4702797	1	STRAP\ANGLE\BATT\22-1/2
6	4702798	1	FRM\PANEL\CNTRL\HD9
7	4702799	1	BRKT\CNTRL\ENG
8	4702800	1	COVER\PANEL\CNTRL
9	4702811	2	BRKT\SPRNG\GAS\DOOR\PANEL\CNTRL
10	4702812	2	COVER\BOX\BTTRY
11	4702835	1	SHEET\PANEL\CONTROL\HD9\W\DECAL
12	4702841	2	BRKT\PNL\ENG\6081
13	4800003	12	BOLT\HEX\3/8X1
14	4800024	14	BOLT\HEX\1/4X3/4
15	4800098	6	BOLT\HEX\3/8X1-1/4\NC
16	4800301	2	SCR\FLNG\SERR\1/4X3/4
17	4800495	2	SCR\RD\SLOT\#10-24X3/4
18	4800505	9	BOLT\HEX\1/4X1-1/2\NC
19	4800574	12	SCR\RD\SLOT\#10-24X1/2
20	4800643	4	BOLT\HEX\5/16X3/4
21	4900002	10	NUT\HEX\3/8\NC
22	4900003	4	NUT\HEX\5/16\NC
23	4900009	19	NUT\HEX\1/4\NC
24	4900023	2	NUT\TPLCK\3/8\NC
25	4900072	18	NUT\HEX\#10\NC
26	4900084	4	NUT\TPLCK\1/4\NC
27	5000001	28	WASH\FLAT\3/8
28	5000019	18	WASH\LOCK\3/8
29	5000022	4	WASH\LOCK\5/16
30	5000023	4	WASH\FLAT\5/16
31	5000024	19	WASH\LOCK\1/4
32	5000071	16	WASH\LOCK;EXT\STAR\#10
33	5700002	1	BATT\12VDC
34	5700028	1	SWITCH\MAINT\PB\RED\MUSH
35	5700230	1	BOX\CNTRL\SAFETY SHUTDOWN
36	5700321	1	SWITCH\RCKR\DPST\20A
37	5700322	1	SWITCH\RCKR\DPDT\20A
38	5700323	2	SWITCH\RCKR\DPDT\20A\MOMENTARY

# CONTROL PANEL ASSEMBLY



## CONTROL PANEL ASSEMBLY

ITEM	PART	QTY.	PART DESCRIPTION
39	5700324	2	SWITCH\RCKR\ACTR\BLK
40	5700325	1	SWITCH\RCKR\ACTR\BLK\RED\LIGHT
41	5700326	1	SWITCH\RCKR\ACTR\BLK\2RED\LIGHTS
42	5700328	7	SWITCH\RCKR\MNT\PNL\SNGL
43	5700329	3	SWITCH\RCKR\PLUG
44	7500124	2	GRMT\RBBR\1X9\32IDX3\16T
45	7500664	4	BALL STUD\SHOCK\FITTING\M6
46	7500665	4	END FITTING\GAS SPRING \m6
47	7500666	4	SAFETY CLIP
48	7500667	1	LATCH\COMP\DOOR\ACCESSW\KEYS
49	7500668	1	GAUGE\FUEL\ELEC
50	7500756	2	BMPR\RBBR\1-1\32X5\8
51	7500663CYL	2	SPRNG\GAS\250LB\9416K224
52	CNTRLPANEL	1	
53	JD-ECU	1	JD-ECU
54	JD_PANEL1		

**Note "A" Applies to Remote Radio Option**

Plug 43, 5700329 replaced with 37 and 41,

43	5700322	1	SWITCH\RCKR\DPDT\20A\12VDC\TWO;LIGHT\MAINTND
	5700326	1	SWITCH\RCKR\ACTR\BLK\2RED\LIGHTS

**Note "B" Applies to Tub Cover Option**

Plug 43, 5700329 replaced with 38 and 39,

43	5700323	2	SWITCH\RCKR\DPDT\20A\MOMENTARY
	5700324	2	SWITCH\RCKR\ACTR\BLK

**Not Shown**

	7500883	1	GAUGE\TACH\JD\RE162419
	5700425		SWITCH\ELEC\MAGNT\TAT\12V
		<b>or</b>	
	5700403		SWITCH\BUTTON\PUSH
	5700510		BOOT\DUST\PUSHBUTTON

**JD PANEL**



WATER  
TEMP

OIL  
PRESS  
5700434

VOLTMETER

SCROLL

ENGINE  
LOAD

DIGITAL  
THROTTLE

TACH  
7500883

FUSE HOLDER

FUSE  
AGC5

+/-  
SWITCH

KEY SWITCH  
NUT  
WASHER

LOCK  
SWITCH

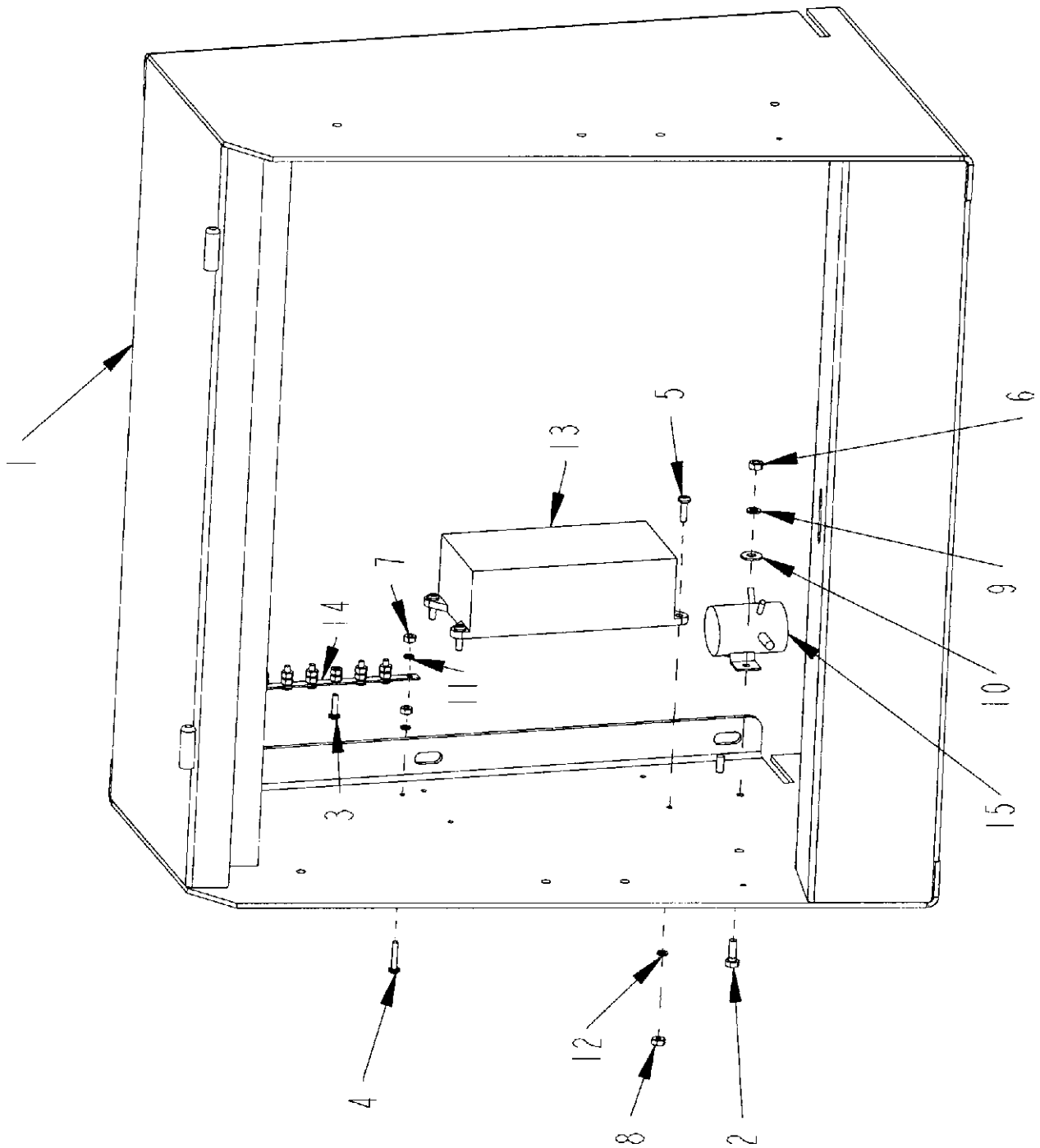
HIGH/  
LOW  
SWITCH  
5700566

OVERRIDE  
SHUTDOWN

**JD PANEL**

<b>PART</b>	<b>QTY.</b>	<b>PART DESCRIPTION</b>
5700434		GAUGE\PRESS\OIL\100PSI
5700566		SWITCH\THRRTL\HILO\JD
7500883		GAUGE\TACH\JD

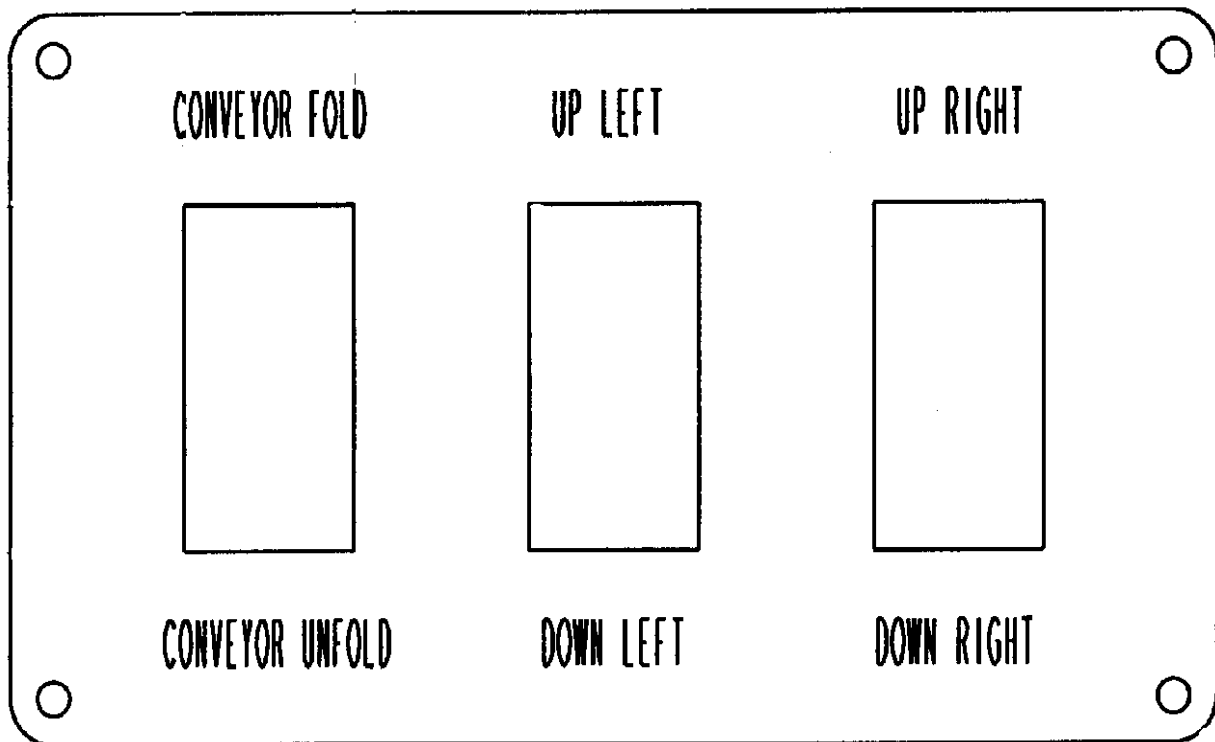
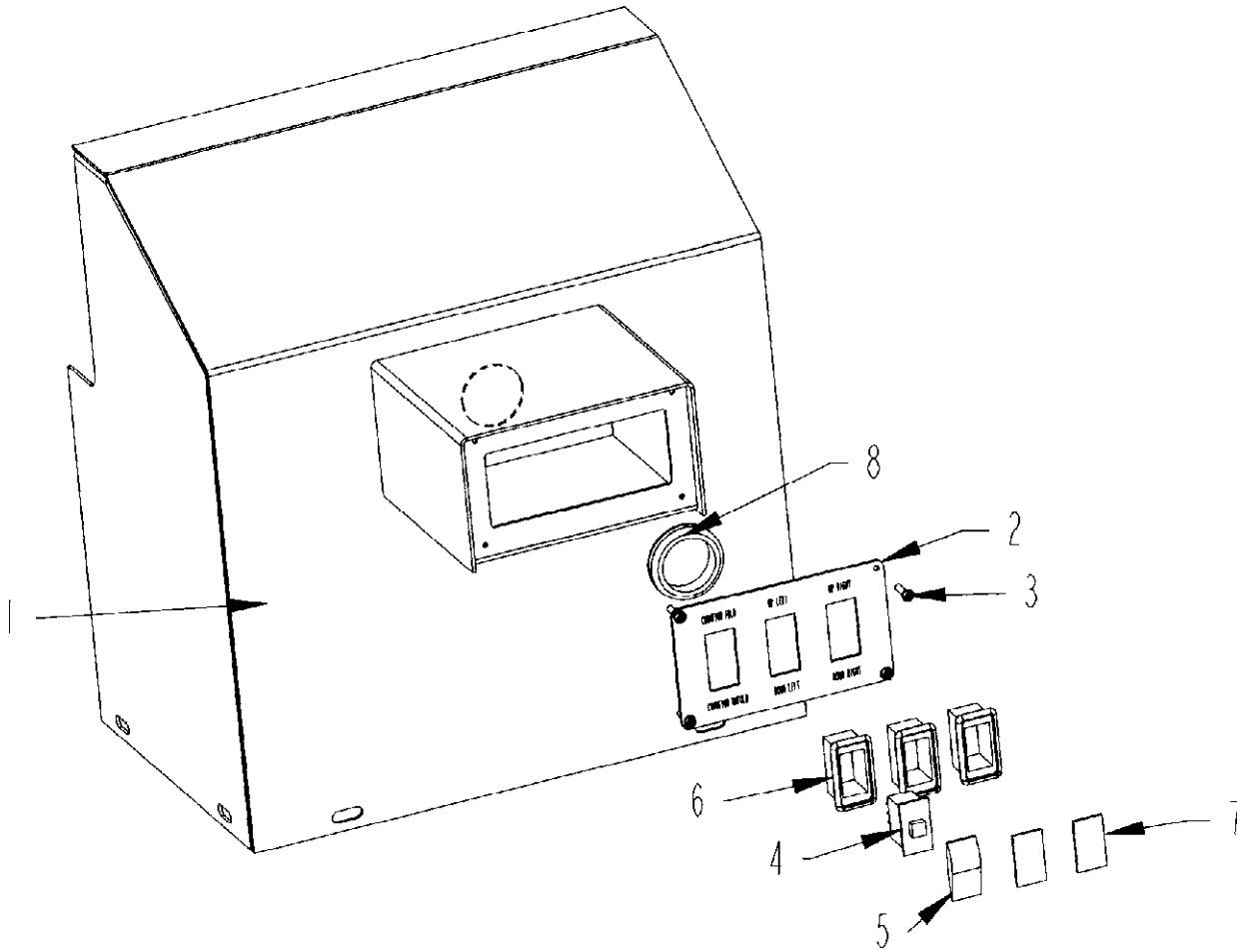
# REAR PANEL ENCLOSURE



## REAR PANEL ENCLOSURE

ITEM	PART	QTY.	PART DESCRIPTION
1	4702798	1	FRM\PANEL\CNTRL\HD9
2	4800024	2	BOLT\HEX\1/4X3/4
3	4800220	6	SCR\RD\SLOT\#10-24X3/4\NC
4	4800587	2	SCR\RD\SLOT\#10-24X1
5	4800594	4	SCR\PAN\SLOT\#12X3/4\NC
6	4900009	2	NUT\HEX\1/4\NC
7	4900072	16	NUT\HEX\#10\NC
8	4900159	4	NUT\HEX\#12\NC
9	5000024	2	WASH\LOCK\1/4
10	5000035	2	WASH\FLAT\1/4
11	5000071	15	WASH\LOCK;EXT\STAR\#10
12	5000127	4	WASH\LOCK\EXT\STAR\#12
13	5700289	1	ENCL\BRKR\CRCT\7-POLE
14	5700290	1	TERM\BAR\BUS\8-POLE
15	5700365	1	RELAY\CONT:DUTY\12\ST-85

# REAR PANEL

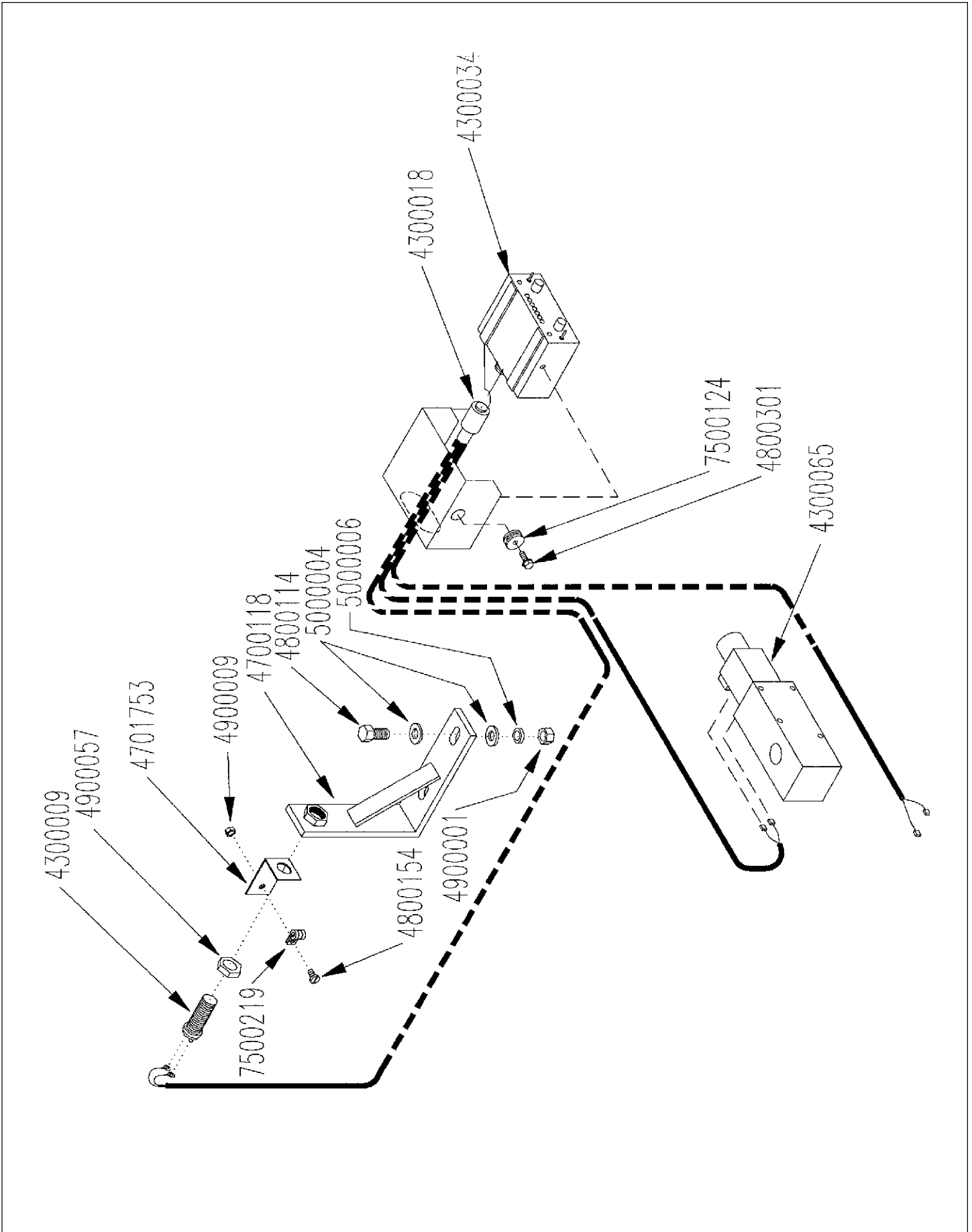




## REAR PANEL

ITEM	PART	QTY.	PART DESCRIPTION
1	4702813	1	COVER\VLVHYD\REAR
2	4703372	1	SHEET\PANEL\CONTROL\HD9\AUX\RE
3	4800497	4	SCR\PAN\PHL\#10X3/4\NC
4	5700323	1	SWITCH\RCKR\DPDT\20A\MOMENTARY
5	5700324	1	SWITCH\RCKR\ACTR\BLK
6	5700328	3	SWITCH\RCKR\MNT\PNL\SNGL
7	5700329	2	SWITCH\RCKR\PLUG
8	7500360	1	GRMT\RBBR\2X1.75IDX1/4T

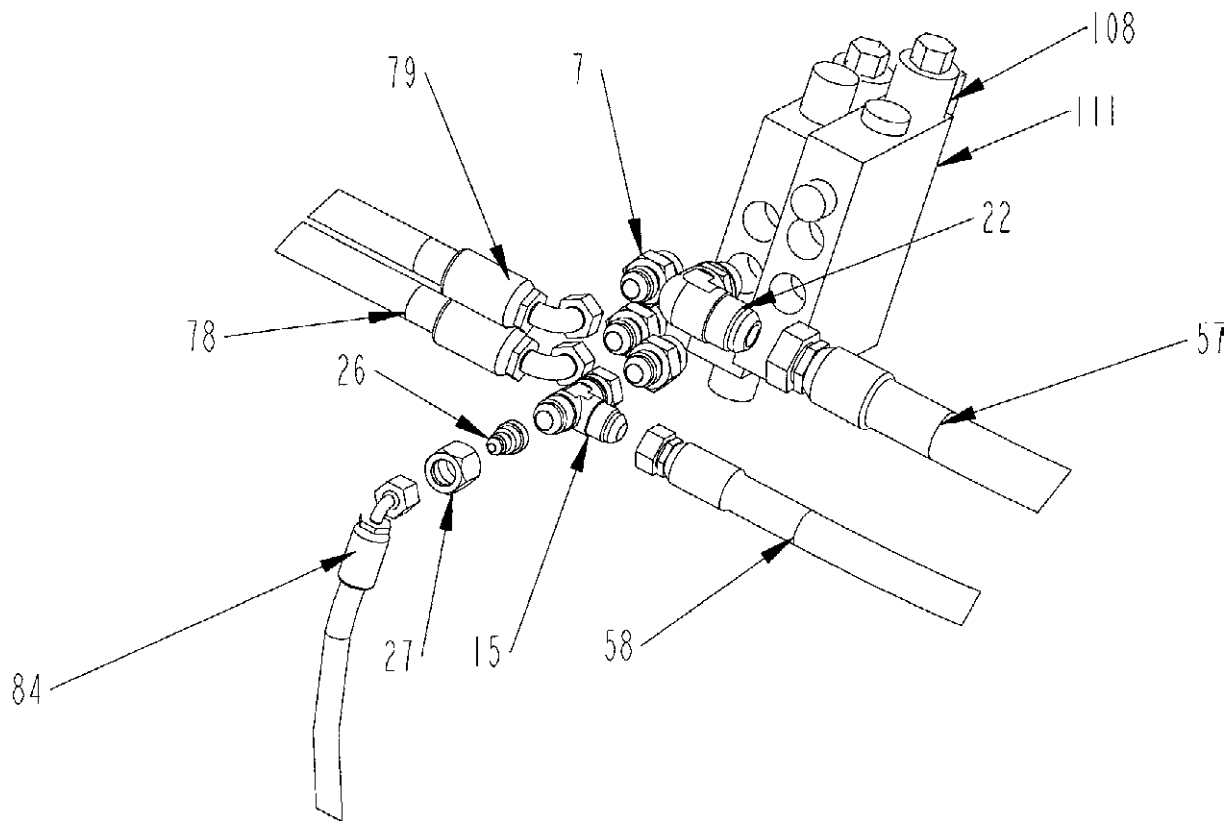
# GOVERNOR ASSEMBLY



## GOVERNOR ASSEMBLY

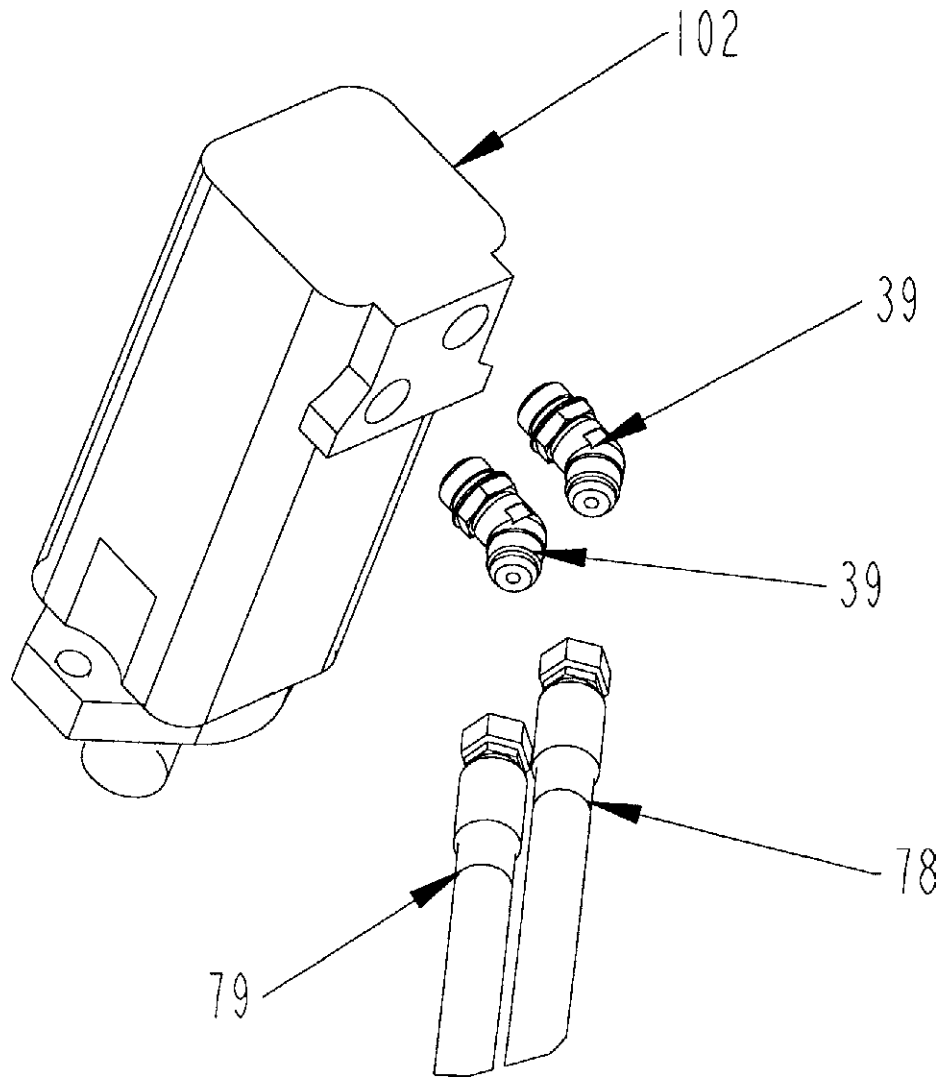
PART	QTY.	PART DESCRIPTION
4300009	1	SENSOR\MAG\W\HARDWARE
4300018	1	WIRING HARNESS
4300034	1	NEW STYLE CONTROL BOX RCB93
4300065	1	VALVE\SERVO\15GPM\12VDC
4700118	1	BRKT\SNSR
4701753	1	BRKTWIRE\SNSR
4800114	2	BOLT\HEX\1/2X2
4800154	1	SCR\RD\SLOT\1/4X1/2\NC
4800301	2	SCR\FLG\SERR\1/4X3/4\NC
4900001	2	NUT\HEX\1/2\NC
4900009	1	NUT\HEX\1/4\NC
4900057	1	NUT\JAM\3/4\NF
5000004	4	WASH\FLAT\1/2
5000006	2	WASH\LOCK\1/2
7500124	2	GROMMET\RUBBER\2757
7500219	1	1/4" WIRE CLAMP

**TUB DRIVE VALVE WITH HYDRAULIC HOSES AND FITTINGS**



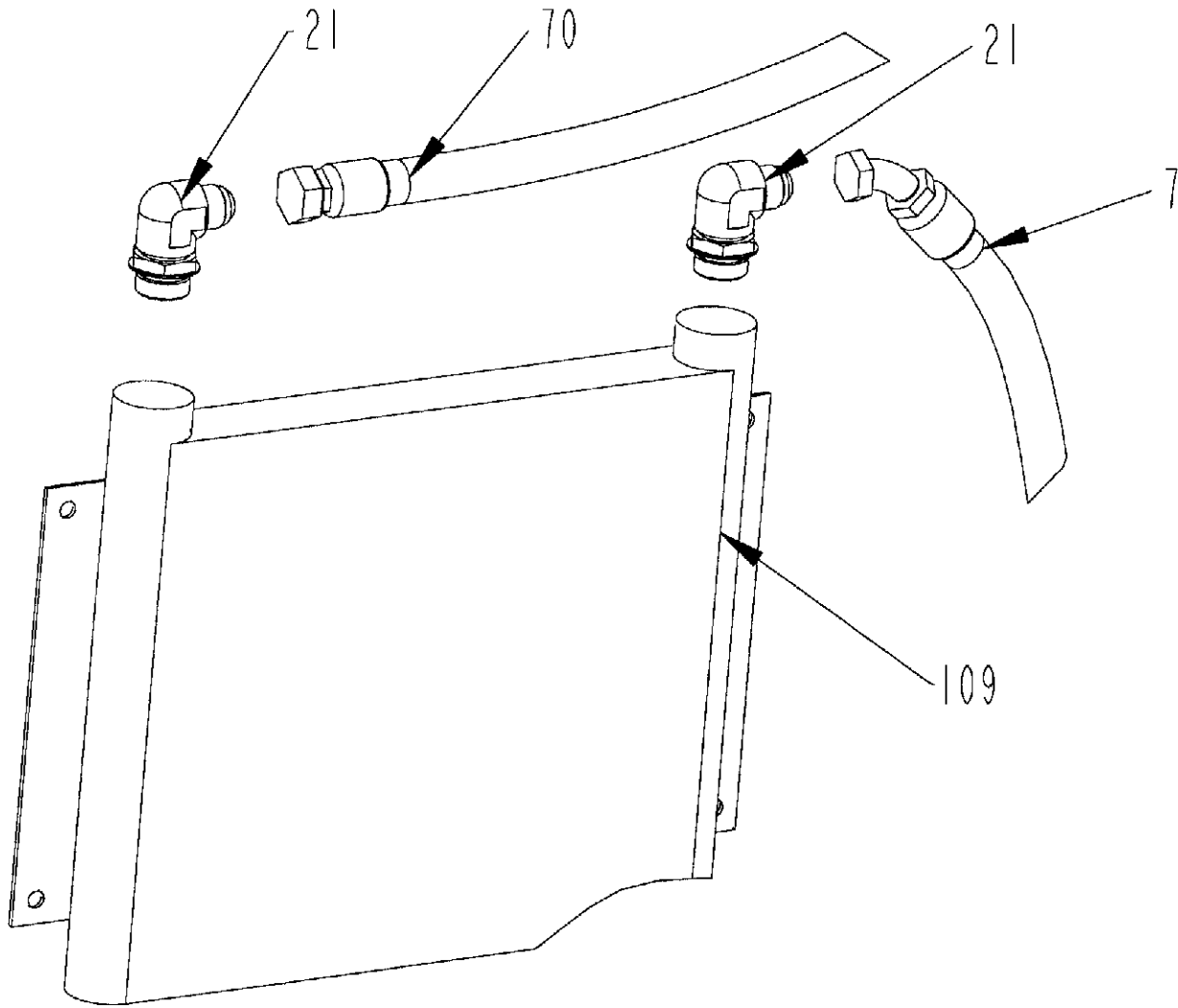
ITEM	PART	QTY.	PART DESCRIPTION
7	3800328	3	FTG\7\8MORX3\4MJIC\ADPT
15	3800484	1	FTG\3\4FJICSX3\4MJICX3\4MJIC\RUN;TEE
22	3800535	1	FTG\7\8MORX1-1\16MJIC\90
26	3800543	1	FTG\3\4FJICX7\16MJIC\ADPT
27	3800549	1	FTG\3\4NUTFJIC
57	HOSE_11	1	OUT TUB VALVE TO TOP PORT CTRL VALVE
58	HOSE_13	1	SIDE PORT CTRL VALVE TO IN TUB VALVE
78	HOSE_33	1	TUB VALVE TO TUB ORBITAL(PRESS)
79	HOSE_34	1	TUB VALVE TO TUB ORBITAL(RETURN)
84	HOSE_39	1	TUB VALVE TO TUB PRESS GAUGE
108	4000174	0	VALVE\HYD\SOL\12V
111	4000191	1	VALVE\HYD\1SPL\12V\HD
			REPLACEMENT PARTS FOR 4000191
	4000174		VALVE\HYD\SOL\12V\630W;DIODE
	4000179		VALVE\HYD\CART\UNLOADER
	4000176		VALVE\HYD\CART\WORK

**TUB ORBIT MOTOR WITH HYDRAULIC HOSES AND FITTINGS**



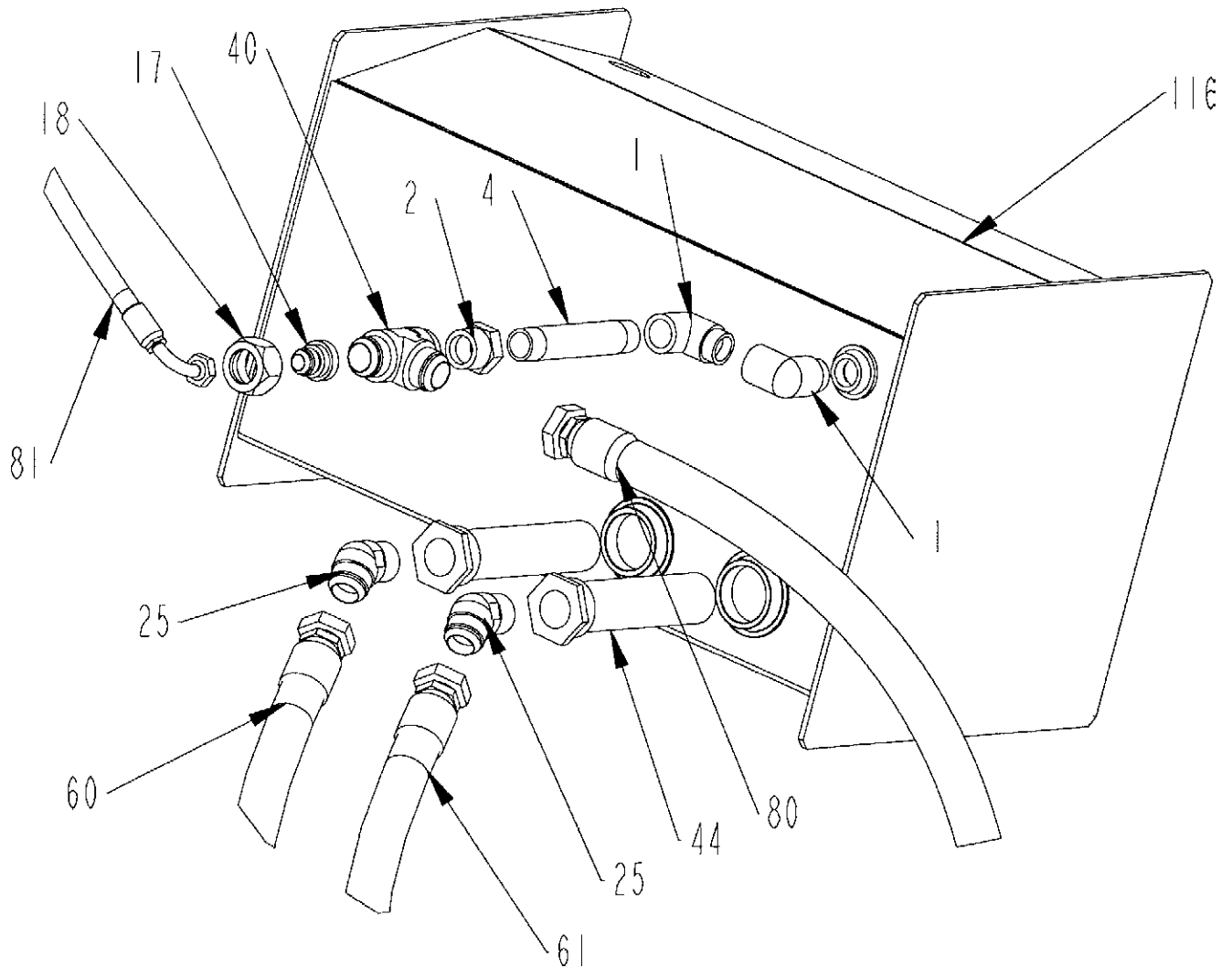
ITEM	PART	QTY.	PART DESCRIPTION
39	3800675	2	FTG\7\8MORX3\4MJIC\45
78	HOSE_33	1	TUB VALVE TO TUB ORBITAL(PRESS)
79	HOSE_34	1	TUB VALVE TO TUB ORBITAL(RETURN)
102	3900010	1	MTR\HYD\24\2000\SAE;A;

**HYDRAULIC COOLER WITH HYDRAULIC HOSES AND FITTINGS**



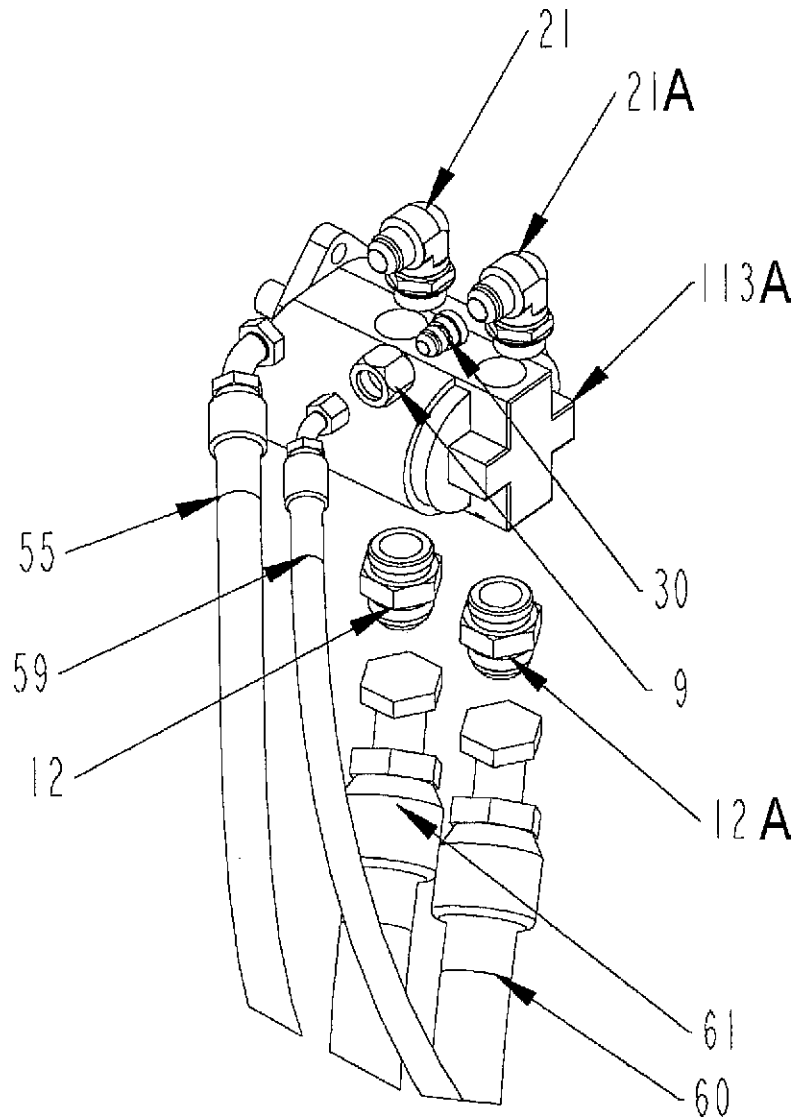
ITEM	PART	QTY.	PART DESCRIPTION
21	3800534	2	FTG\1-5/16MORX1-1/16MJIC\90
70	HOSE_25	1	COOLER TO CHECK VALVE
71	HOSE_26	1	COOLER TO CHECK VALVE
109	4000188	1	RAD\HYD\17X14\1-1/16"-12

## HYDRAULIC TANK WITH HYDRAULIC HOSES AND FITTINGS



ITEM	PART	QTY.	PART DESCRIPTION
1	3800021	2	FTG\1MPX1FP\90\ST;EL used on SN JJ0101-JJ0112 only
2	3800022	1	FTG\1-1/4MPX1FP\BUSHLW
4	3800215	1	FTG\1MPX7\NPL
17	3800487	1	FTG\1-5/8FJICX1-1/16MJIC\ADPT
18	3800488	1	FTGNUTFJICS
25	3800540	2	FTG\1-1/4MPX1-5/8MJIC/45
40	3800676	1	FTG\FPX\MJIC\MJIC
44	4400007	2	FLTR\SCRN\2MPX1-1/4FP\25GPM
60	HOSE_15	1	OIL TANK TO TUB DRIVE PUMP
61	HOSE_16	1	OIL TANK TO CONV DRIVE PUMP
80	HOSE_35	1	OUT REAR FILTER TO OIL TANK
81	HOSE_36	1	TUBE 3 TO OIL TANK
116	4702814	1	TANK\OIL\HD9
Not Shown			
	3800137	1	FTG\3/4MP\SIGHT GLASS
	3800253	1	FTG\3/4MP\VENT>ABS-40
	3800441		FTG\3/4MP\PLUG\HEX
	3800445		FTG\1-1/4MP\PLUG

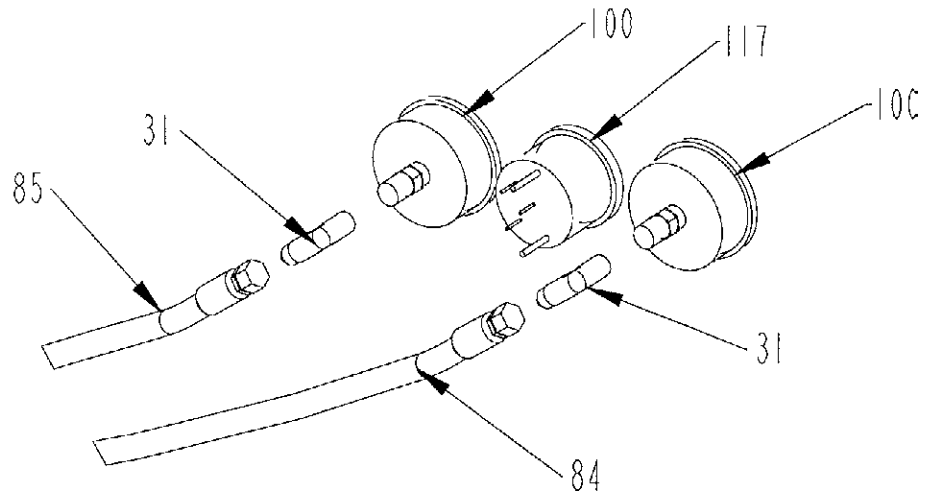
## HYDRAULIC PUMP WITH HYDRAULIC HOSES AND FITTINGS



ITEM	PART	QTY.	PART DESCRIPTION
9	3800462	1	FTG\1-1/16NUTFJICS
12	3800470	1	FTG\1-5/8MORX1-5/8MJIC\ST
12A	3800470	1	FTG\1-5/8MORX1-5/8MJIC\ST SN 0101-0142
12A	3800710	1	FTG\1-5/16MORX1-5/8MJIC\ST SN 0143 and up
21	3800534	1	FTG\1-5/16MORX1-1/16MJIC\90
21A	3800534	1	FTG\1-5/16MORX1-1/16MJIC\90 SN 0101-0142
21A	3800279	1	FTG\1-1/16MORX1-1/16MJIC\90 SN 0143 and up
30	3800553	1	FTG\1-1/16FJICX3/4MJIC\ADPT
55	HOSE_9	1	CONV PUMP PRESS TO PRESS RELIEF
59	HOSE_14	1	TUB DRIVE PUMP PRESS TO TUB VALVE
60	HOSE_15	1	OIL TANK TO TUB DRIVE PUMP
61	HOSE_16	1	OIL TANK TO CONV DRIVE PUMP
113	4200030	1	PUMP\HYD\20\15\RH\DBL SN 0101-0142
113A	4200079	1	PUMP\HYD\2.35X2.09\RH SN 0143 and up

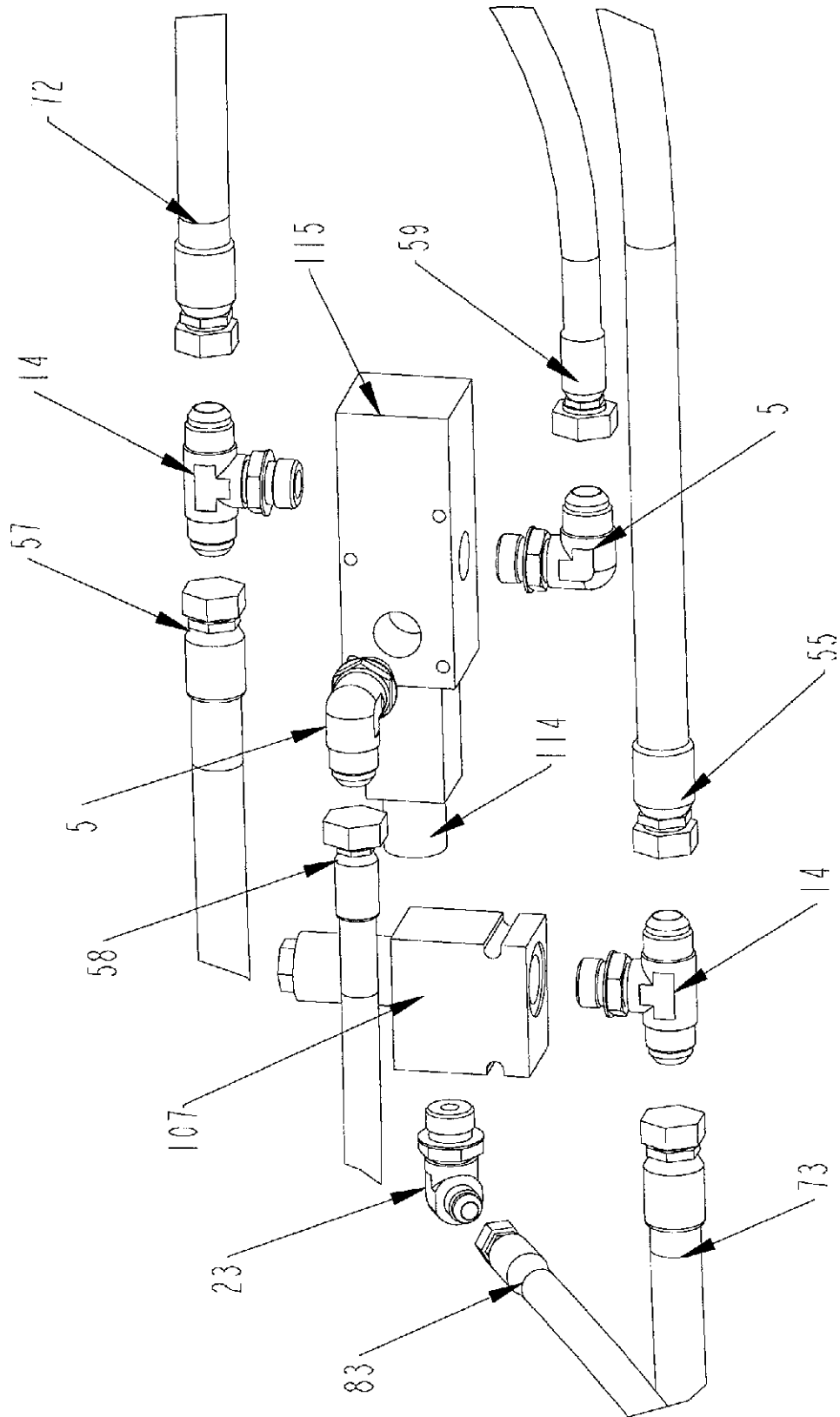


## CONTROL PANEL HYDRAULICS



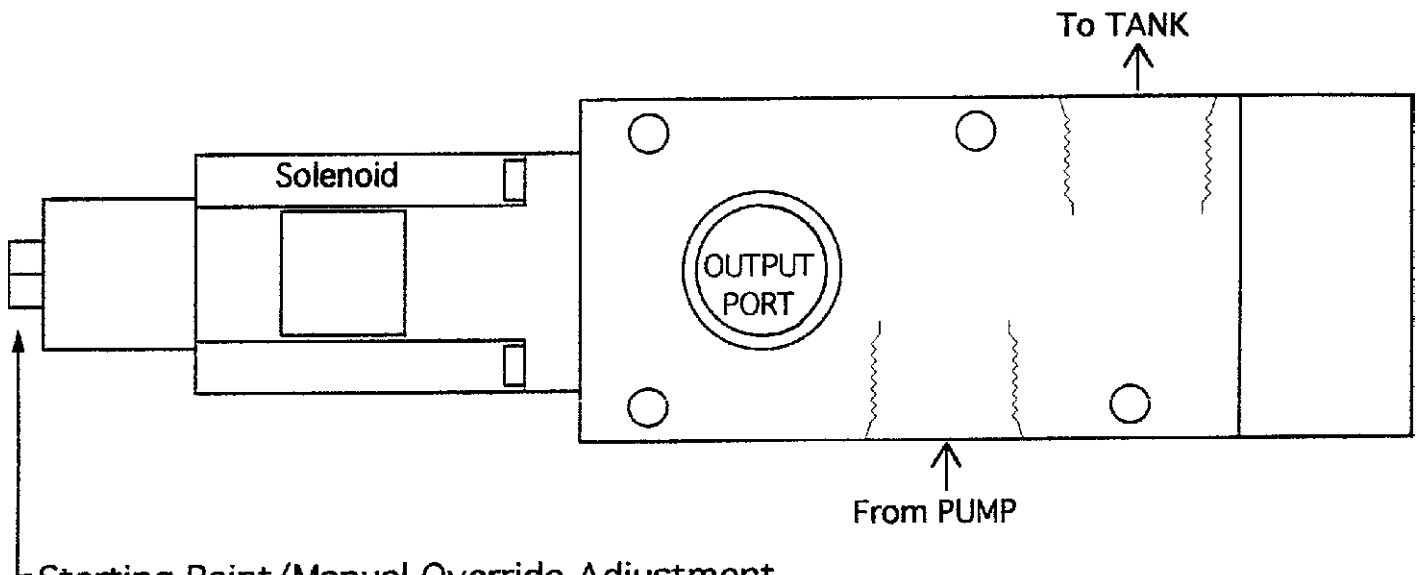
ITEM	PART	QTY.	PART DESCRIPTION
31	3800583	2	FTG\7/16MJICX1/4FP\90\SW
84	HOSE_39	1	TUB VALVE TO TUB PRESS GAUGE
85	HOSE_40	1	TUBE 4 TO CONV PRESS GAUGE
100	3800381	2	GAUGE\3000PSI\REAR STEM
117	7500668	1	GAUGE\FUEL\ELEC\HD10-HD12

**FLOW CONTROL AND PRESSURE RELIEF VALVE**



## FLOW CONTROL AND PRESSURE RELIEF VALVE

ITEM	PART	QTY.	PART DESCRIPTION
5	3800279	2	FTG\1-1/16MORX1-1/16MJIC\90
14	3800481	2	FTG\1-1/16MJICX1-1/16MJICX1-1/16MOR\BR;TEE
23	3800536	1	FTG\1-1/16MORX3/4MJIC\90
55	HOSE_9	1	CONV PUMP PRESS TO PRESS RELIEF
57	HOSE_11	1	OUT TUB VALVE TO TOP PORT CTRL VALVE
58	HOSE_13	1	SIDE PORT CTRL VALVE TO IN TUB VALVE
59	HOSE_14	1	TUB DRIVE PUMP PRESS TO TUB VALVE
72	HOSE_27	1	FLOW CTRL VALVE TO CHECK VALVE
73	HOSE_28	1	PRESS RELIEF TO TUBE 4
83	HOSE_38	1	RELIEF TO TUBE 5
107	4000123	1	VALVE\HYD\RELIEF\2500PSI
114	4300010	0	VALVE\S0LENOID\12V\JEMM
115	4300065	1	VALVE\SERVO\15GPM\12VDC



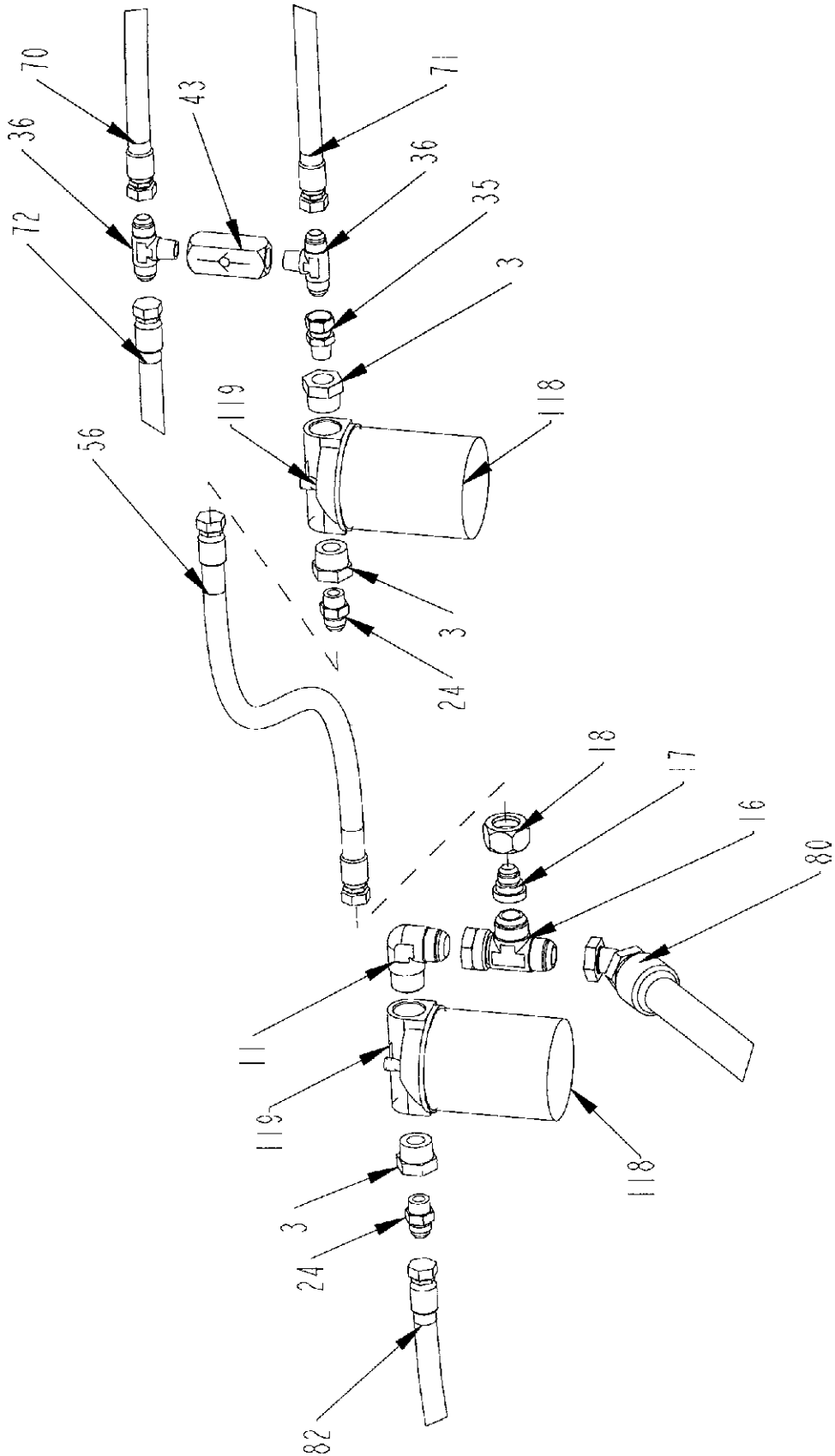
### Starting Point/Manual Override Adjustment

The starting point is preset to 0 GPM. If any further adjustment is required;  
 1- Loosen jam nut. 2- Turn the adjusting screw clockwise to increase the flow or counter clockwise to decrease flow. 3- Gently tighten the jam nut.

**WARNING-** If the adjusting screw is turned to far counter clockwise, the valve will behave erratically or stop working all together. Turn the adjusting screw no more than 1/16 to 1/8 of a turn counter clockwise after flow has stopped.

For manual operation when electrical control fails, turn the adjusting screw clockwise until the desired constant flow is obtain.

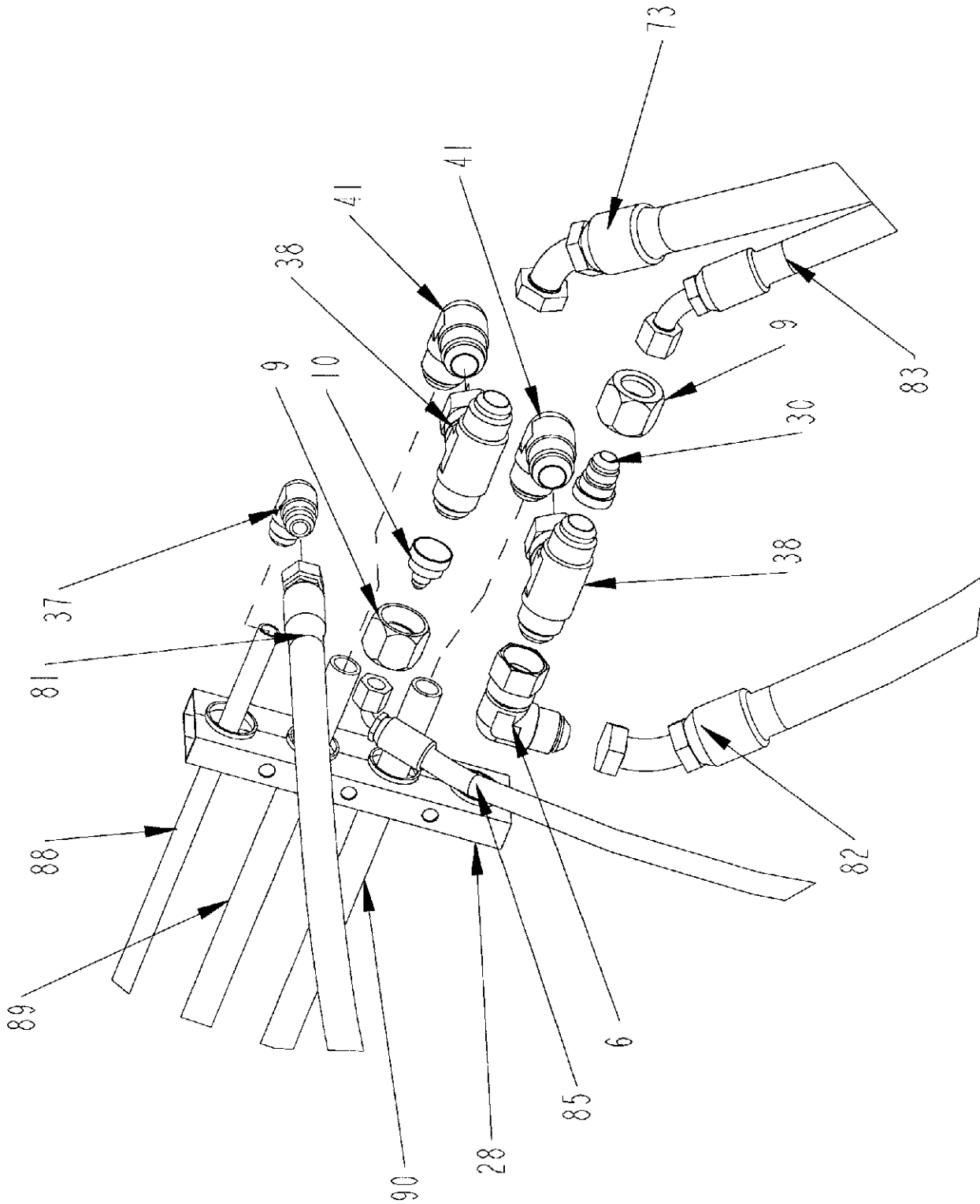
# HYDRAULIC FILTERS WITH HYDRAULIC HOSES AND FITTINGS



**HYDRAULIC FILTERS WITH HYDRAULIC HOSES AND FITTINGS**

<b>ITEM</b>	<b>PART</b>	<b>QTY.</b>	<b>PART DESCRIPTION</b>
3	3800155	3	FTG\1-1/4MPX3/4FP\BUSH
11	3800468	1	FTG\1-5/8MJICX1-1/4MP\90\
16	3800486	1	FTG\1-5/8FJICX1-5/8MJICX1-5/8MJIC\RUN;TEE
17	3800487	1	FTG\1-5/8FJICX1-1/16MJIC\ADPT
18	3800488	1	FTGNUTFJICS
24	3800539	2	FTG\1-1/16MJICX3/4MP\ST\SOLID
35	3800671	1	FTG\1-1/16FJICX3/4MP\SW
36	3800672	2	FTG\1-1/16MJICX1-1/16MJICX3/4MP\BR;TEE
43	4000189	1	VALVE\CHECK\65PSI\3/4FP
56	HOSE_10	1	OUT OF FRONT FILTER TO OUT OF REAR FILTER
70	HOSE_25	1	COOLER TO CHECK VALVE
71	HOSE_26	1	COOLER TO CHECK VALVE
72	HOSE_27	1	FLOW CTRL VALVE TO CHECK VALVE
80	HOSE_35	1	OUT REAR FILTER TO OIL TANK
82	HOSE_37	1	TUBE 5 TO INLET REAR FILTER
118	4400016	0	FLTR\ELMT\10MICRON\5.1D\
119	4400017	2	FLTR\COMP\10MICRON\5.1D\

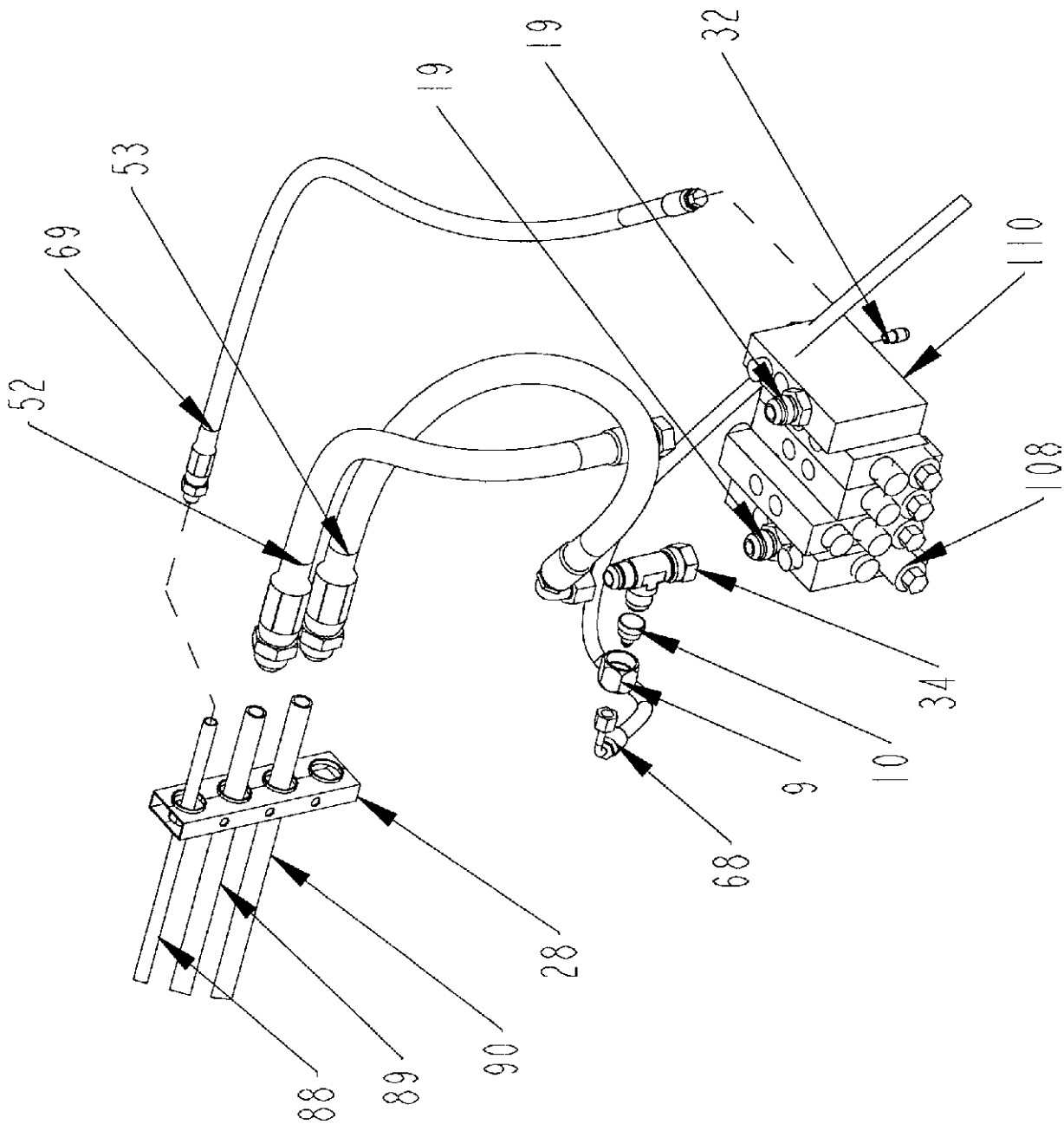
**FRONT 3 HYDRAULIC TUBES AND FITTINGS**



**FRONT 3 HYDRAULIC TUBES AND FITTINGS**

<b>ITEM</b>	<b>PART</b>	<b>QTY.</b>	<b>PART DESCRIPTION</b>
6	3800280	1	FTG\1-1/16MJICX1-1/16FJIC\90\SW
9	3800462	2	FTG\1-1/16NUTFJICS
10	3800465	1	FTG\1-1/16FJICX7/16MJIC\ADPT
28	3800551	2	CLAMP\HOSE\1-1/4\4HOLES
30	3800553	1	FTG\1-1/16FJICX3/4MJIC\ADPT
37	3800673	1	FTG\3/4MJICX3/4MJIC\90
38	3800674	2	FTG\1-1/16MJIC1-1/16MJIC1-1/16FJICS\BR;TEE
41	3800677	2	FTG\1-1/16MJICX1-1/16MJIC\90
73	HOSE_28	1	PRESS RELIEF TO TUBE 4
81	HOSE_36	1	TUBE 3 TO OIL TANK
82	HOSE_37	1	TUBE 5 TO INLET REAR FILTER
83	HOSE_38	1	RELIEF TO TUBE 5
85	HOSE_40	1	TUBE 4 TO CONV PRESS GAUGE
88	TUBE3	1	TOP TUBE ON MAINFRAME
89	TUBE4	1	MIDDLE TUBE ON MAINFRAME
90	TUBE5	1	BOTTOM TUBE ON MAINFRAME

VALVE BANK TO TUBES WITH HOSES AND FITTINGS

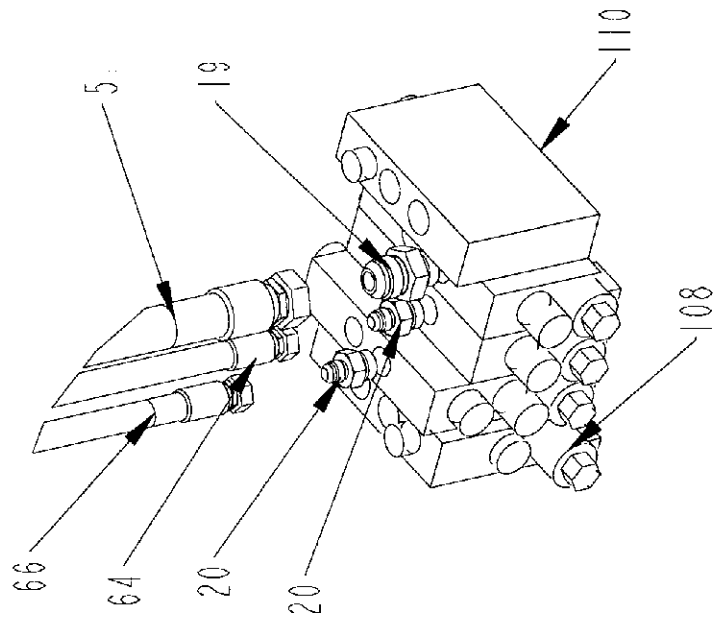
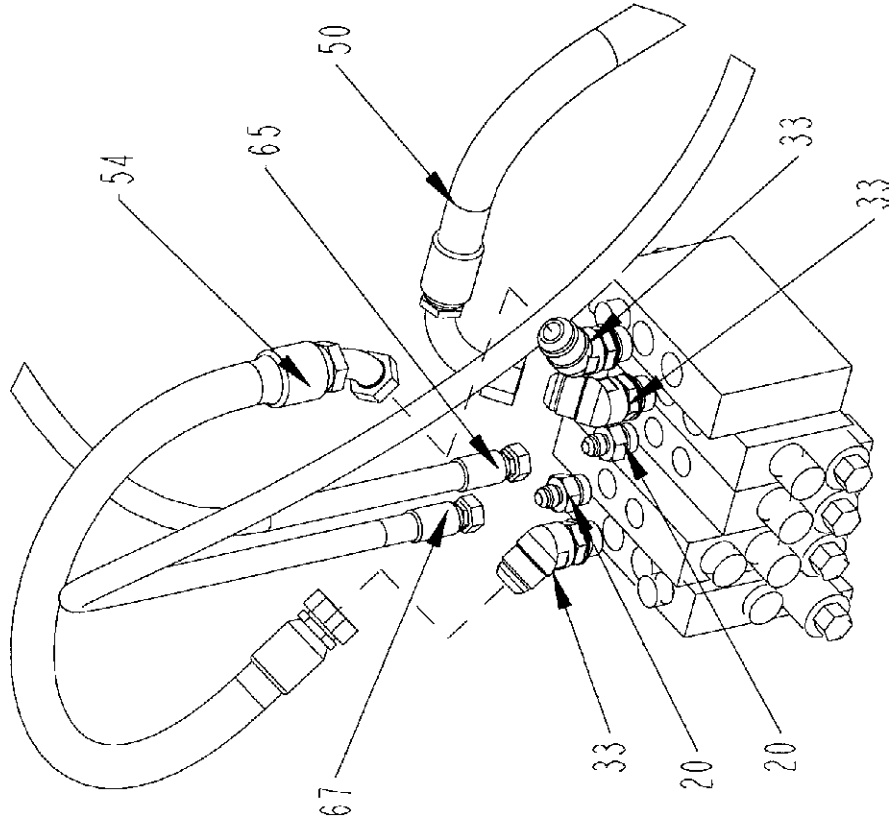




**VALVE BANK TO TUBES WITH HOSES AND FITTINGS**

<b>ITEM</b>	<b>PART</b>	<b>QTY.</b>	<b>PART DESCRIPTION</b>
9	3800462	1	FTG\1-1/16NUTFJICS
10	3800465	1	FTG\1-1/16FJICX7/16MJIC\ADPT
19	3800527	2	FTG\7/8MORX1-1/16MJIC\ST
28	3800551	2	CLAMP\HOSE\1-1/4\4HOLES
32	3800584	1	FTG\7/16MJICX1/4MP\90
34	3800670	1	FTG\1-1/16FJICX1-1/16MJICX1-1/16MJIC\RUN;TEE
52	HOSE_6	1	TUBE 4 TO PRESS PORT ON VALVE BANK
53	HOSE_7	1	TUBE 5 TO RETURN PORT ON VALVE BANK
68	HOSE_23	1	CASE DRAIN CONV ORBITAL TO VALVE BANK
69	HOSE_24	1	CASE DRAIN OF VALVE BANK TO TUBE 3
88	TUBE3	1	TOP TUBE ON MAINFRAME
89	TUBE4	1	MIDDLE TUBE ON MAINFRAME
90	TUBE5	1	BOTTOM TUBE ON MAINFRAME
108	4000174	0	VALVE\HYD\SOL\12V
110	4000190	1	VALVE\HYD\3SPL\12V\HD9
			REPLACEMENT PARTS FOR 4000190
	4000174		VALVE\HYD\SOL\12V\630W;DIODE
	4000179		VALVE\HYD\CART\UNLOADER
	4000176		VALVE\HYD\CART\WORK

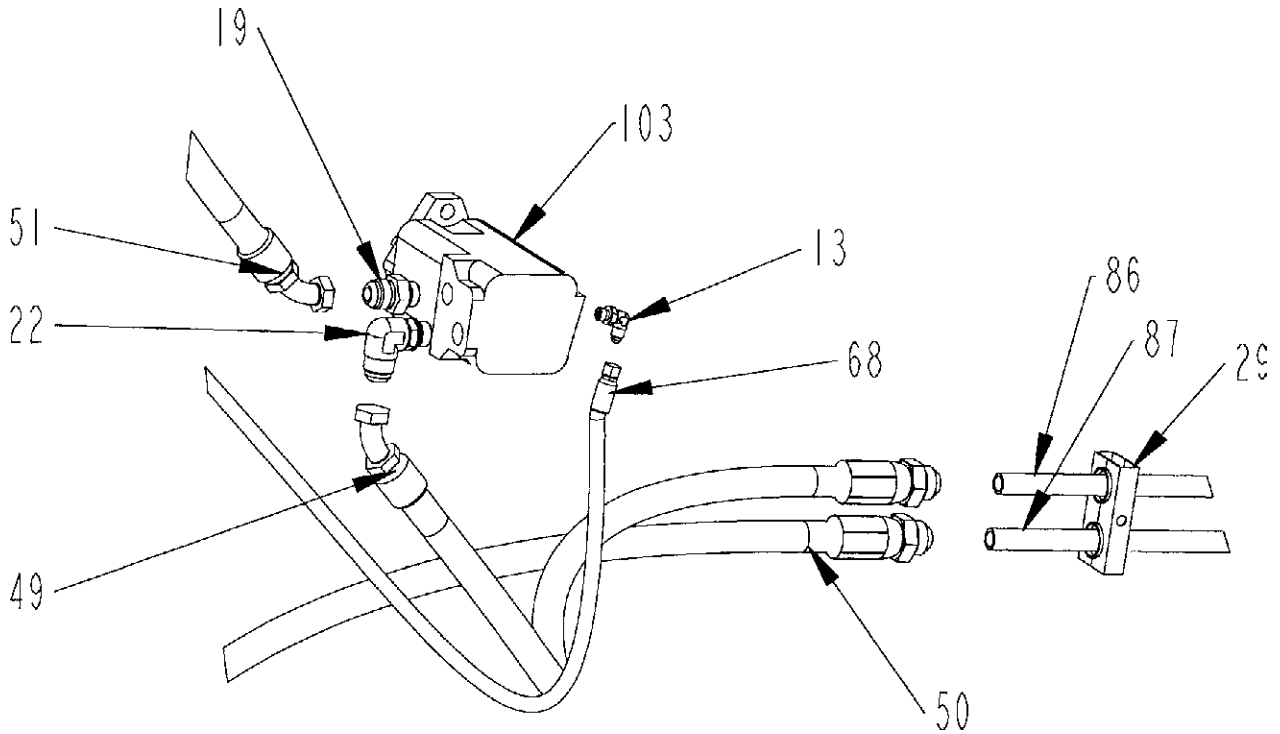
**VALVE BANK TO FUNCTIONS WITH HOSES AND FITTINGS**



**VALVE BANK TO FUNCTIONS WITH HOSES AND FITTINGS**

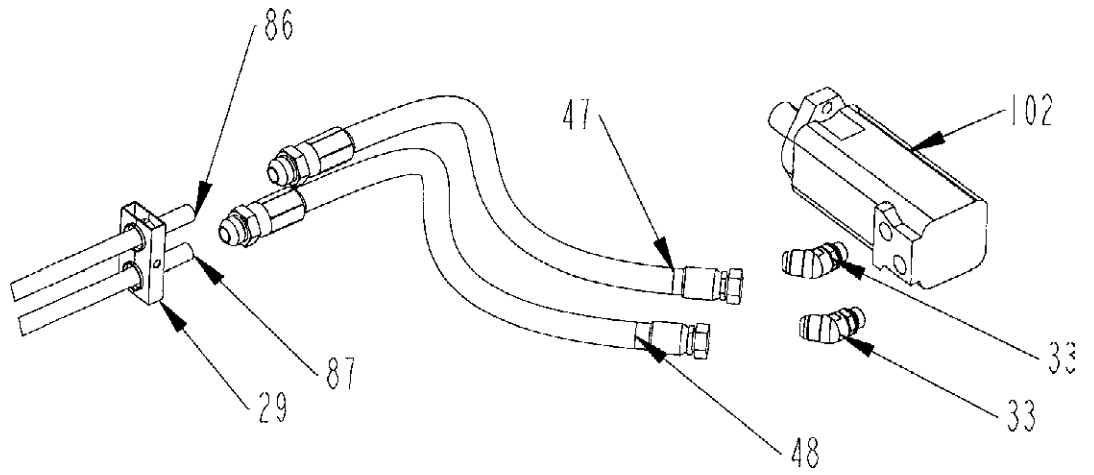
<b>ITEM</b>	<b>PART</b>	<b>QTY.</b>	<b>PART DESCRIPTION</b>
19	3800527	1	FTG\7\8MORX1-1\16MJIC\ST
20	3800530	4	FTG\3\4MORX9\16MJIC\ST
33	3800669	3	FTG\1-1\16MJICX7\8MOR\45
50	HOSE_4	1	TUBE 2 TO CONV RETURN ON VALVE BANK
50A	HOSE_71	1	TUBE2 TO CONV RETURN ON VALVE BANK (Fold Conv. Opt)
51	HOSE_5	1	CONV RUN ON VALVE BANK TO BELLY ORBITAL
54	HOSE_8	1	OUT RIGHT SIDE OF VALVE BANK TO IN LEFT SIDE
64	HOSE_19	1	TUB TILT VALVE TO LOCK VALVE(PRESS)
65	HOSE_20	1	TUB TILT VALVE TO LOCK VALVE(RETURN)
66	HOSE_21	1	CONV LIFT VALVE TO MANIFOLD(PRESS)
67	HOSE_22	1	CONV LIFT VALVE TO MANIFOLD(RETURN)
108	4000174	0	VALVE\HYD\SOL\12V
110	4000190	1	VALVE\HYD\3SPL\12V\H9
			REPLACEMENT PARTS FOR 4000190
	4000174		VALVE\HYD\SOL\12V\630W;DIODE
	4000179		VALVE\HYD\CART\UNLOADER
	4000176		VALVE\HYD\CART\WORK

**BELLY CONVEYOR ORBIT MOTOR WITH HOSES AND FITTINGS**



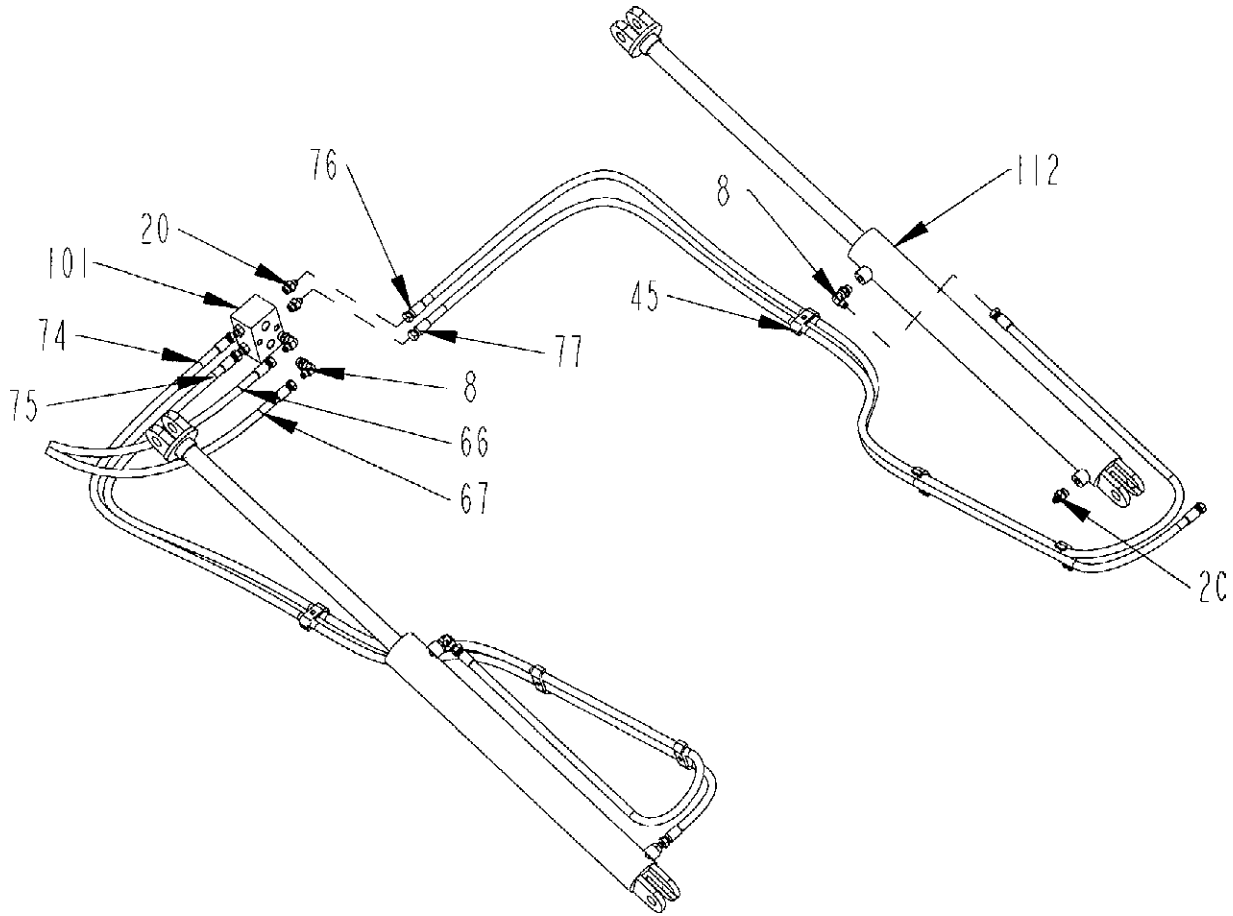
ITEM	PART	QTY.	PART DESCRIPTION
13	3800472	1	FTG\7/16MORX7/16MJIC\90
19	3800527	1	FTG\7/8MORX1-1/16MJIC\ST
22	3800535	1	FTG\7/8MORX1-1/16MJIC\90
29	3800552	2	CLAMP\HOSE\1-1/4\2HOLES
49	HOSE_3	1	TUBE 1 TO BELLY CONV ORBITAL
50	HOSE_4	1	TUBE 2 TO CONV RETURN ON VALVE BANK
51	HOSE_5	1	CONV RUN ON VALVE BANK TO BELLY ORBITAL
68	HOSE_23	1	CASE DRAIN CONV ORBITAL TO VALVE BANK
86	TUBE1	1	TOP TUBE ON UPPER CONV
87	TUBE2	1	BOTTOM TUBE ON UPPER CONV
103	3900014	1	MTR\HYD\9.6\2000\1-1/4SH

**DISCHARGE CONVEYOR ORBITAL WITH HOSES AND FITTINGS**



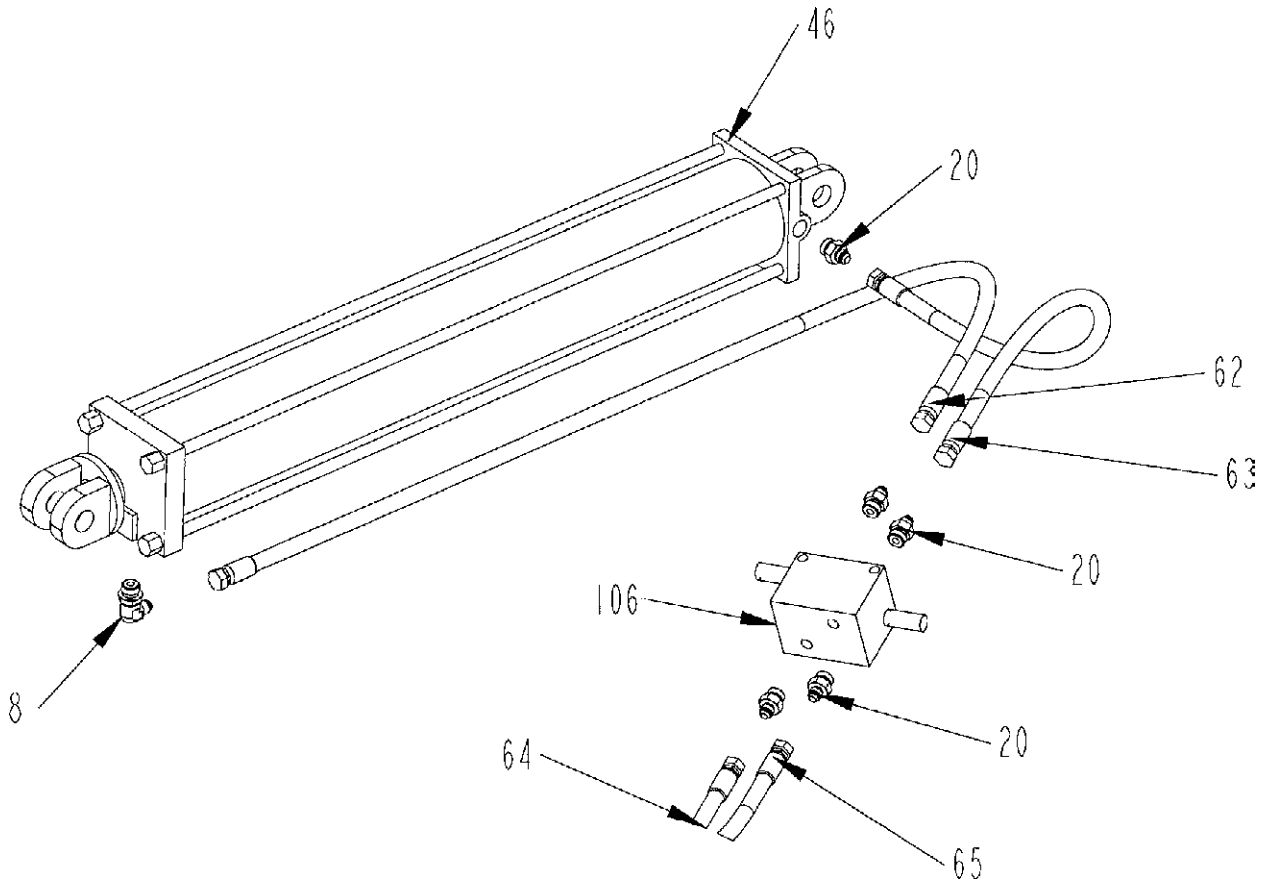
ITEM	PART	QTY.	PART DESCRIPTION
29	3800552	2	CLAMP\HOSE\1-1/4\2HOLES
33	3800669	2	FTG\1-1/16JICX7/8 MOR\45
47	HOSE_1	1	TUBE 1 TO UPPER CONV ORBITAL
48	HOSE_2	1	TUBE 2 TO UPPER CONV ORBITAL
86	TUBE1	1	TOP TUBE ON UPPER CONV
87	TUBE2	1	BOTTOM TUBE ON UPPER CONV
102	3900010	1	MTR\HYD\24\2000\SAE;A;

**CONVEYOR LIFT CYLINDER WITH HOSES AND FITTINGS**



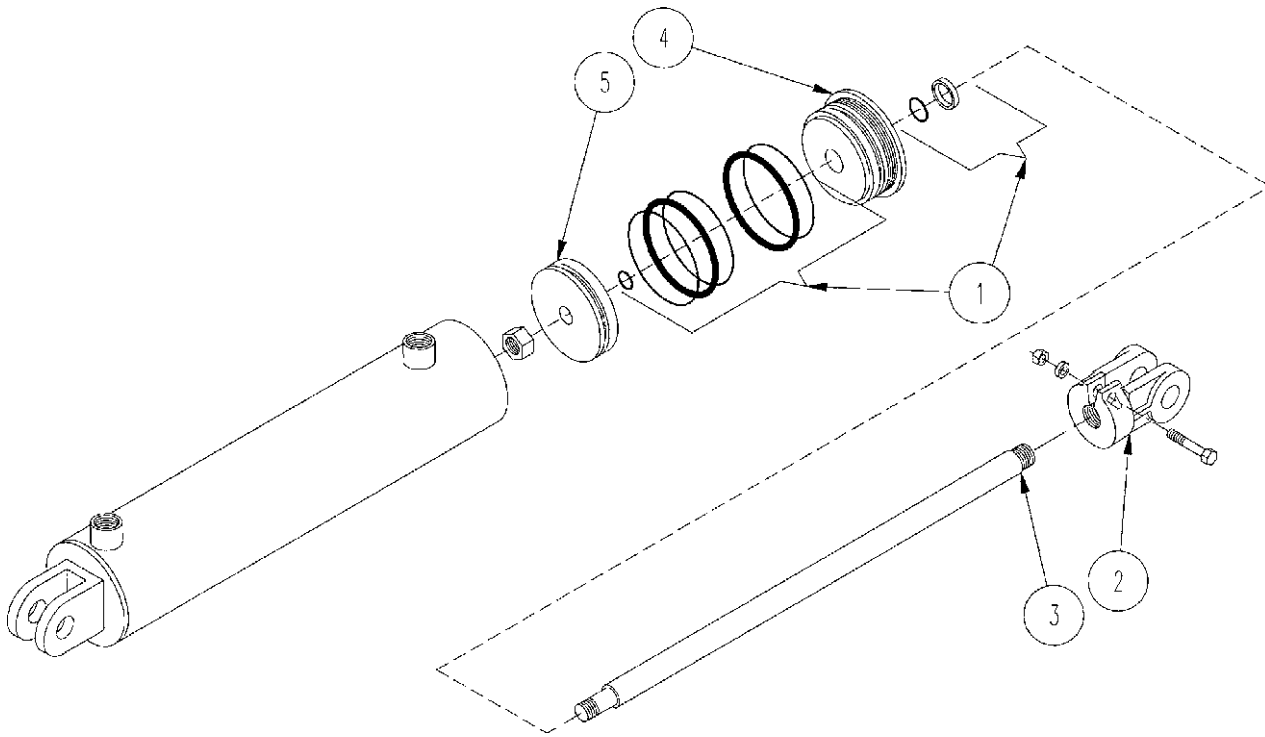
ITEM	PART	QTY.	PART DESCRIPTION
8	3800453	4	FTG\3/4MORX9/16MJIC\90
20	3800530	6	FTG\3/4MORX9/16MJIC\ST
45	4700776	6	CLMP\HOSE\3/8
66	HOSE_21	1	CONV LIFT VALVE TO MANIFOLD(PRESS)
67	HOSE_22	1	CONV LIFT VALVE TO MANIFOLD(RETURN)
74	HOSE_29	1	CONV CYL TO MANIFOLD
75	HOSE_30	1	CONV CYL TO MANIFOLD
76	HOSE_31	1	CONV CYL TO MANIFOLD
77	HOSE_32	1	CONV CYL TO MANIFOLD
101	3800428	1	MNFLD\3/4FOR\DBL;TEE\BLK
112	4100203	2	CYL\HYD\3X24\1-1/2ROD\

**TUB TILT CYLINDER WITH HOSES AND FITTINGS**



ITEM	PART	QTY.	PART DESCRIPTION
8	3800453	1	FTG\3/4MORX9/16MJIC\90
20	3800530	5	FTG\3/4MORX9/16MJIC\ST
46	4100144	1	CYL\HYD\4X30\1-3/4 ROD
46A	4100215		CYL\HYD\4X20\1-3/4ROD, Tub Cover Option
62	HOSE_17	1	TUB TILT CYL TO LOCK VALVE(RETURN)
63	HOSE_18	1	TUB TILT CYL TO LOCK VALVE(PRESS)
64	HOSE_19	1	TUB TILT VALVE TO LOCK VALVE(PRESS)
65	HOSE_20	1	TUB TILT VALVE TO LOCK VALVE(RETURN)
106	4000084	1	VALVE\HYD\30GPMHOLD\DBL

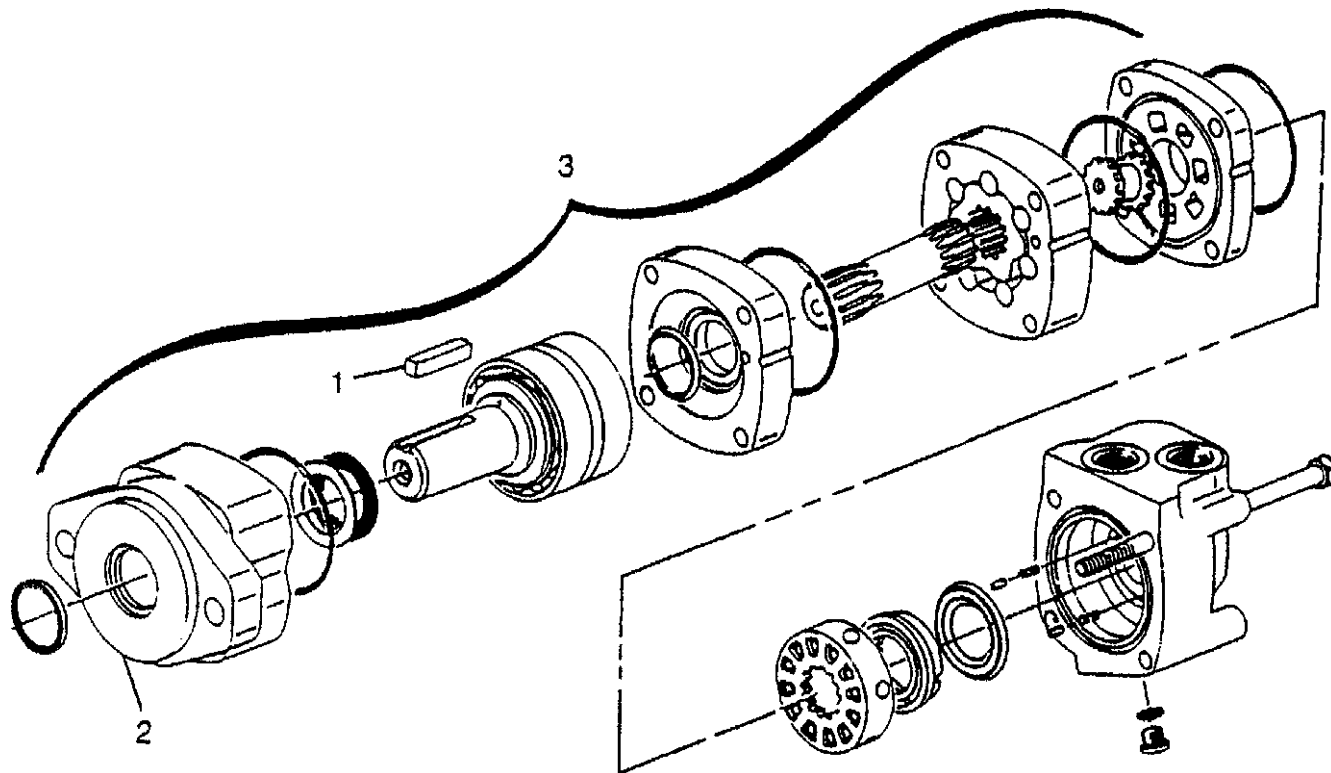
## HYDRAULIC CYLINDER SEALS AND OTHER ITEMS



ITEM	PART	QTY.	PART DESCRIPTION
	<b>4100144</b>		<b>CYL\HYD\4X30\1-3/4 ROD</b>
1	4100180	1	CYL\HYD\SEAL;KIT\4X30\1-3/4 ROD
2	4100181	1	CYL\YOKE\4X30\1-3/4\ROD
3	4100182	1	CYL\ROD\4X30\1-3/4\ROD
4	4100183	1	CYL\GLAND\4X30\1-3/4\ROD
5	4100184	1	CYL\PISTON\4X30\1-3/4\ROD
	<b>4100203</b>		<b>CYL\HYD\3X24\1-1/2ROD\3/4-O-RING</b>
1	4100143	1	CYL\HYD\SEAL;KIT\3X24\1-1/2RD
2	4100128	1	YOKE ON 1.5" RAM 3" CYL



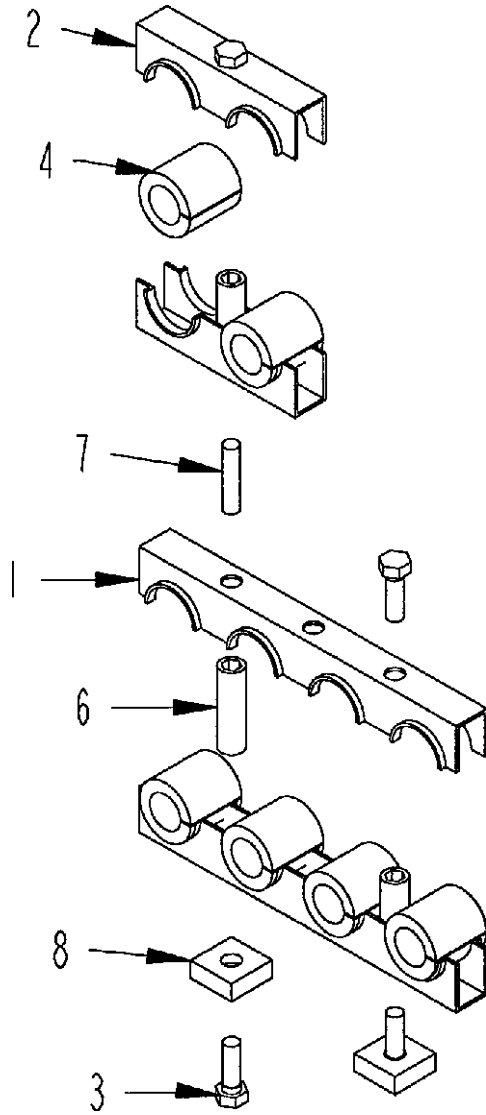
ORBIT MOTORS



ITEM	PART #	QTY	DESCRIPTION
1	6200004	1	KEY\SQ\5/16X1-1/2
2	3900011	1	MTG FLG(2000 SER)
3	<b>3900010</b>	1	<b>MTR\HYD\24\2000\SAE;A;\2-BOLT\7/8FOR1-1/4SFT</b>
4	3200005	1	SEAL KIT

ITEM	PART #	QTY	DESCRIPTION
1	6200004	1	KEY\SQ\5/16X1-1/2
2	3900011	1	MTG FLG(2000 SER)
3	<b>3900014</b>	1	<b>MTR\HYD\9.6\2000\1-1/4SFT</b>
4	3200005	1	SEAL KIT

# HYDRAULIC TUBE CLAMP ASSEMBLIES



## HYDRAULIC TUBE CLAMP ASSEMBLIES

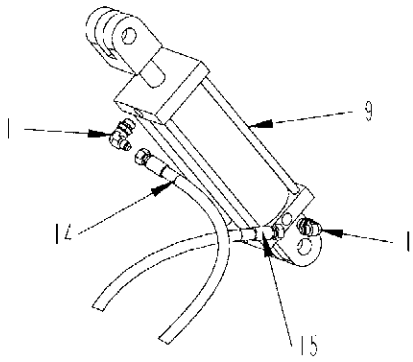
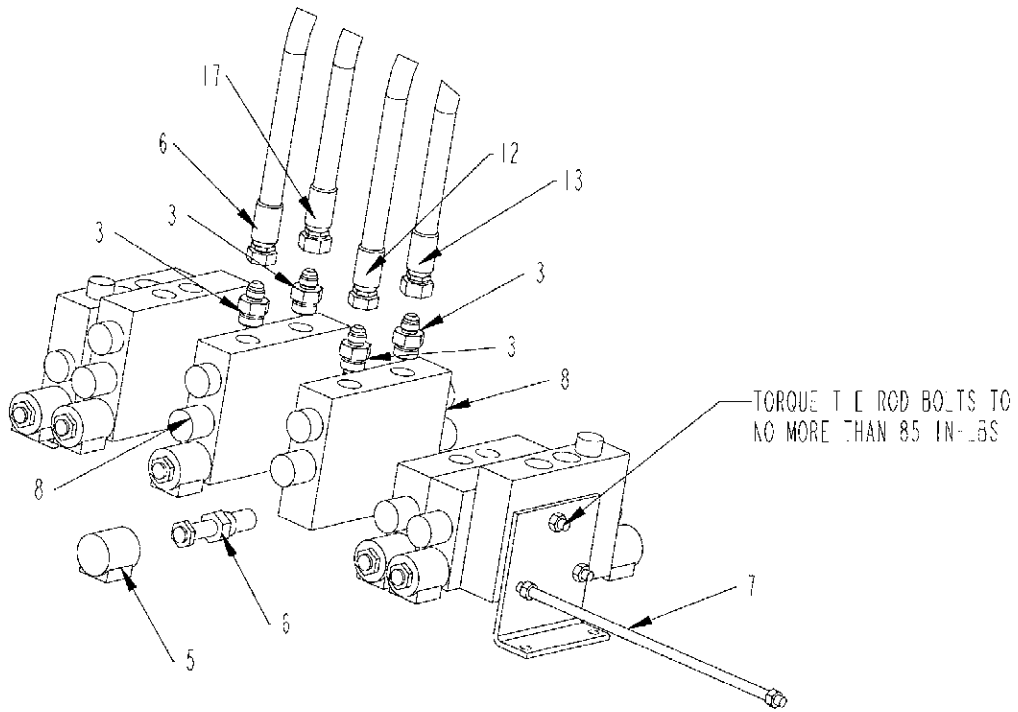
### 1-1/4 TUBE CLAMP

ITEM	PART	QTY.	PART DESCRIPTION
1	3800551	2	CLAMP\HOSE1-1/4\4HOLES
2	3800552	2	CLAMP\HOSE1-1/4\2HOLES
3	4800013	4	BOLT\HEX\5\16X1
4	3800649		BUSH\RBBR\1TUBE1-1/4ODX1IDX1-1/4L 30mmODX25mmID
4	3800650		BUSH\RBBR\3/4TUBE1-1/4ODX3/4IDX1-1/4L 30mmODX19mmID
4	3800651		BUSH\RBBR\5/8TUBE1-1/4ODX5/8IDX1-1/4L 30mmODX16mmID
4	3800652		BUSH\RBBR\1/2TUBE1-1/4ODX1/2IDX1-1/4L 30mmODX13mmID
6	4800603	3	NUT\STACK\5\16X1-3/4\NC
7	4800604	1	BOLT\STUD\5\16X1-3/8\NC
8	3800654	2	HLDR\5\16BOLT\WELDON

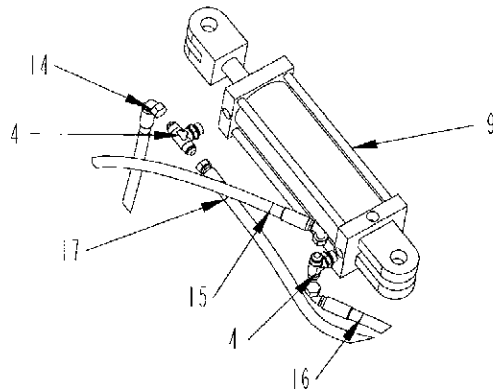
### 2-1/4 TUBE CLAMP

ITEM	PART	QTY.	PART DESCRIPTION
2	3800646	2	CLAMP\TUBE\2-1/4\2;HOLES
3	4800003	4	BOLT\HEX\3\8X1
3	4800098	4	BOLT\HEX\3\8X1-1/4
4	3800647		BUSH\RBBR\1-3/4TUBE2-1/4ODX1-3/4ID 57mmODX44mmID
4	3800648		BUSH\RBBR\1TUBE2-1/4ODX1ID 57mmODX25mmID
6	4900153	3	NUT\STACK\3\8X2-3/4\NC
7	4800614	1	BOLT\STUD\3\8X2\NC
8	3800653	2	HLDR\3\8BOLT\WELDON

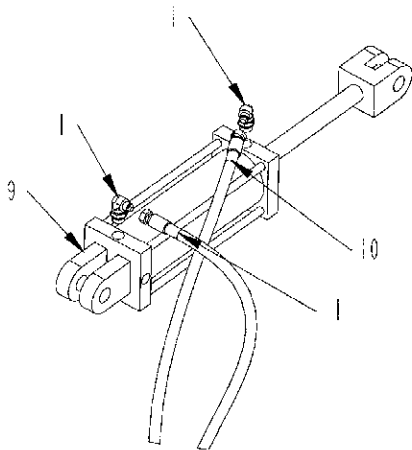
# TUB COVER HYDRAULIC HOSES AND FITTINGS



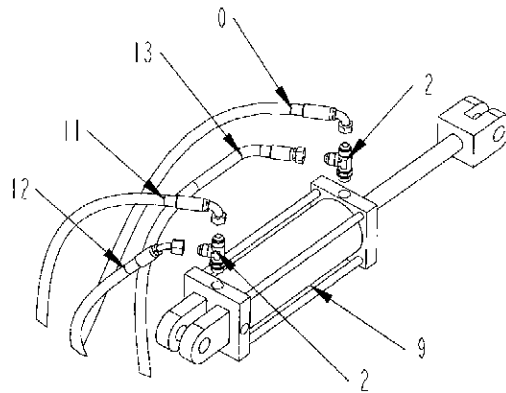
LOWER-FRONT CYLINDER



LOWER-REAR CYLINDER



TOP-FRONT CYLINDER



TOP-REAR CYLINDER

**TUB COVER HYDRAULIC HOSES AND FITTINGS**

<b>ITEM</b>	<b>PART</b>	<b>QTY.</b>	<b>PART DESCRIPTION</b>
1	3800453	4	FTG\3/4MORX9/16MJIC\90
2	3800483	2	FTG\3/4MORX3/4MJICX3/4MJIC\RUN;TEE
3	3800530	4	FTG\3/4MORX9/16MJIC\ST
4	3800588	2	FTG\3/4MJICX3/4MJICX3/4MOR\TEE
5	4000174	12	SOL\HYD\12VDC\HYDRAFORCE
6	4000176	10	VALVE\HYD\CART\WORK
7	4000196	3	VALVE\HYD\TIERODKIT\5SE
8	4000197	2	VALVE\HYD\HIGHSEC\36SER
9	4100185	4	CYL\HYD\3-1/2X8\TIE
10	TC_HOSE_1	1	RETURN FRT-TOP CYL TO RETURN REAR-TOP CYL
11	TC_HOSE_2	1	PRESS FRT-TOP CYL TO PRESS REAR-ROP CYL
12	TC_HOSE_3	1	PRESS REAR-TOP CYL TO PRESS VALVE BANK
13	TC_HOSE_4	1	RETURN REAR-TOP CYL TO RETURN VALVE BANK
14	TC_HOSE_5	1	RETURN LOWER CYL TO RETURN LOWER CYL
15	TC_HOSE_6	1	PRESS LOWER CYL TO PRESS LOWER CYL
16	TC_HOSE_7	1	PRESS LOWER REAR CYL TO PRESS VALVE BANK
17	TC_HOSE_8	1	RETURN LOWER REAR CYL TO RETURN VALVE BANK

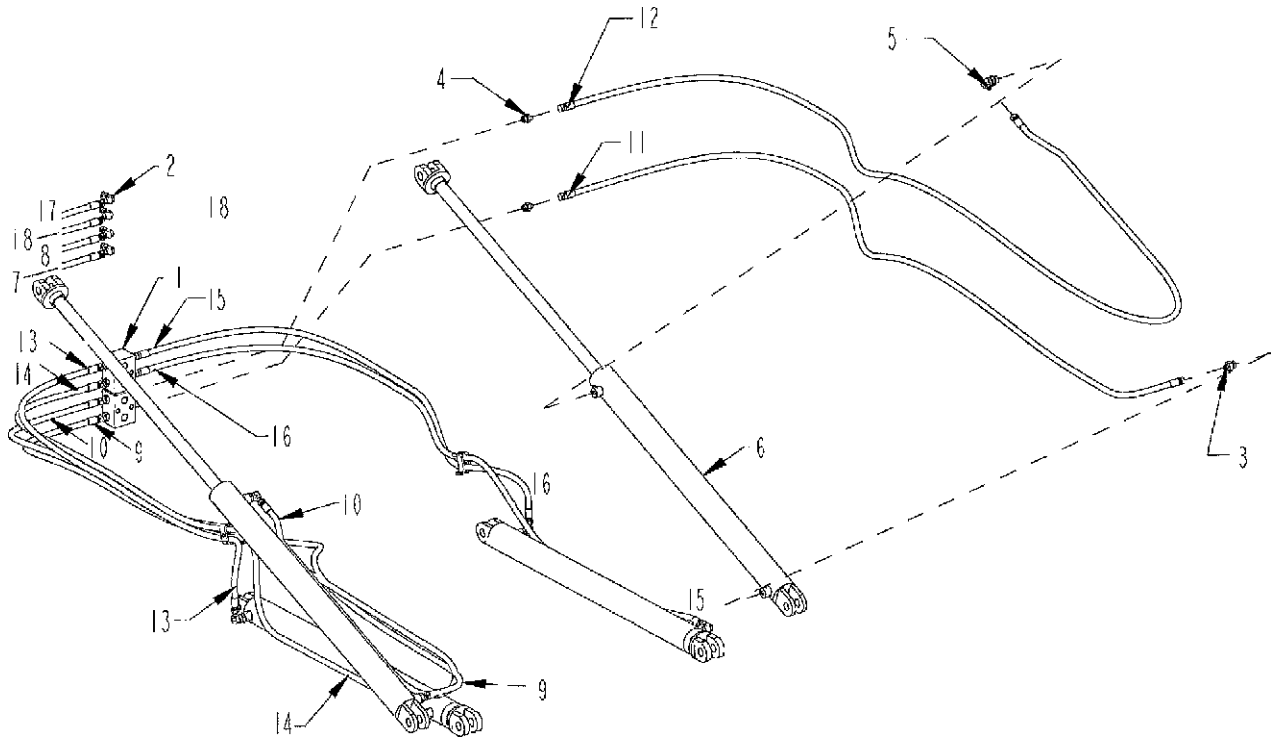
**NOTE:** HYDRAULIC PARTS LIST ON PAGES 72-73 DOES NOT APPLY TO THIS PAGE

**REFERRAL PAGE FOR:**

**CONVEYOR HYDRAULIC CIRCUIT WITH OPTIONS**  
**SEE PAGE 72 & 73 FOR HYDRAULIC PARTS LIST**  
SEE FOLDOUT 1 IN APPENDIX A

**TUB DRIVE CIRCUIT**  
**SEE PAGE 72 & 73 FOR HYDRAULIC PARTS LIST**  
SEE FOLDOUT 2 IN APPENDIX A

## FOLDING CONVEYOR CYLINDERS (OPTION)



ITEM	PART	QTY.	PART DESCRIPTION
1	3800428	2	MNFLD\3/4FOR\DBL;TEE\BLK
2	3800453	4	FTG\3/4MORX9/16MJIC\90
3	3800529	2	FTG\7/8MORX9/16MJIC\ST
4	3800530	8	FTG\3/4MORX9/16MJIC\ST
5	3800538	6	FTG\7/8MORX9/16MJIC\90
6	4100175	4	CYL\HYD3X36\PARALLEL\7/8FOR,Folding Conveyor
7	HOSE_21	1	CONV LIFT VALVE TO MANIFOLD(PRESS)
8	HOSE_22	1	CONV LIFT VALVE TO MANIFOLD(RETURN)
9	HOSE_73	1	CONV CYL TO MANIFOLD
10	HOSE_74	1	CONV CYL TO MANIFOLD
11	HOSE_75	1	CONV CYL TO MANIFOLD
12	HOSE_76	1	CONV CYL TO MANIFOLD
13	HOSE_77	1	CONV CYL TO MANIFOLD
14	HOSE_78	1	CONV CYL TO MANIFOLD
15	HOSE_79	1	CONV CYL TO MANIFOLD
16	HOSE_80	1	CONV CYL TO MANIFOLD
17	HOSE_81	1	CONV FOLD VALVE TO MANIFOLD(PRESS)
18	HOSE_82	1	CONV FOLD VALVE TO MANIFOLD(RETURN)

**Not Shown**

HOSE 4 REPLACED BY HOSE 71, See "Valve Bank To Functions"

## HYDRAULIC PARTS LIST

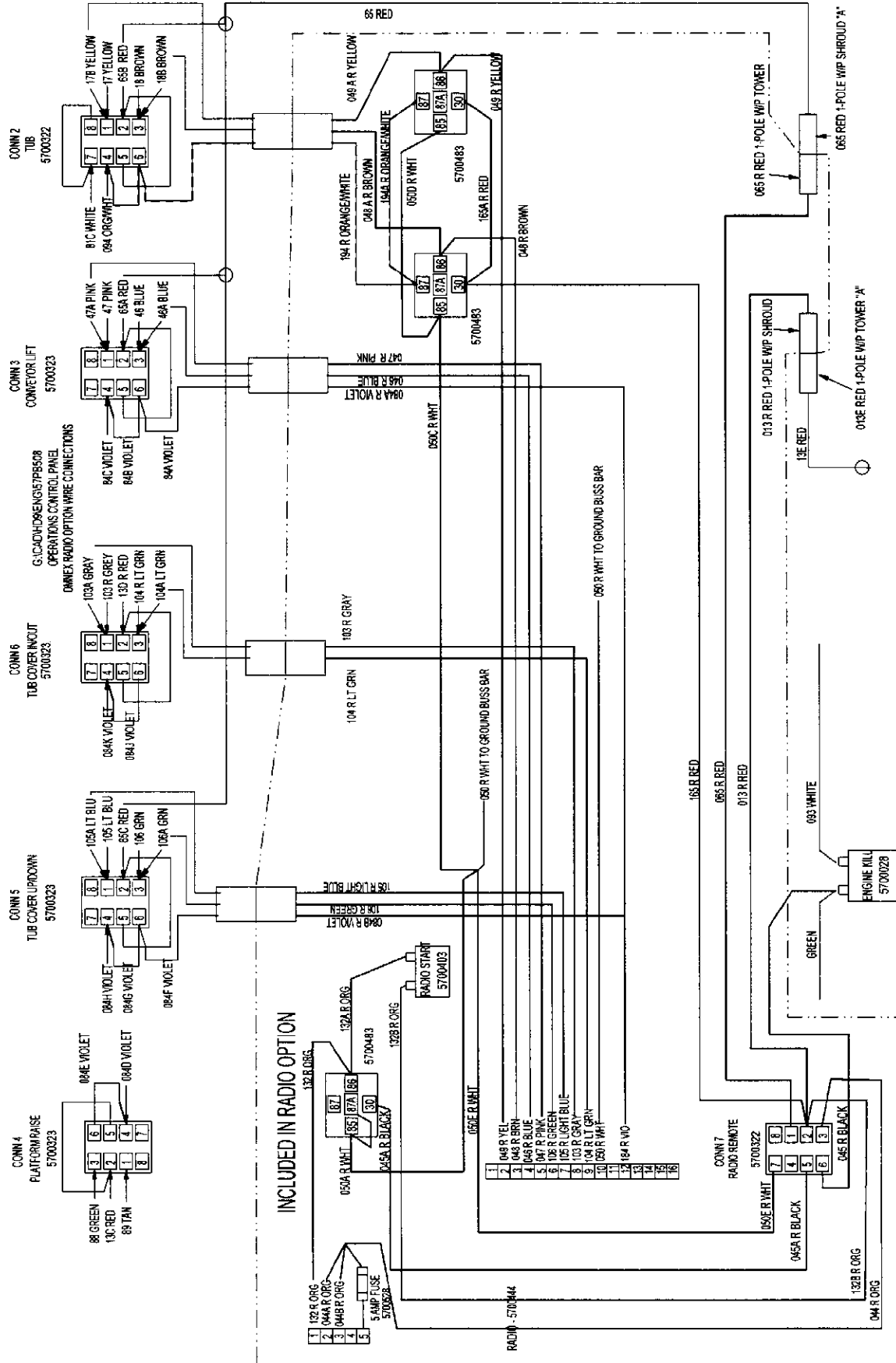
ITEM	PART	QTY.	PART DESCRIPTION
1	3800021	2	FTG\1MPX1FP\90\ST;EL <b>USED ON S.N. JJ0101-JJ0112 ONLY</b>
2	3800022	1	FTG\1-1/4MPX1FP\BUSH\LW
3	3800155	3	FTG\1-1/4MPX3/4FP\BUSH
4	3800215	1	FTG\1MPX7\NPL
5	3800279	2	FTG\1-1/16MORX1-1/16MJIC\90
6	3800280	1	FTG\1-1/16MJICX1-1/16FJIC\90\SW
7	3800328	3	FTG\7/8MORX3/4MJIC\ADPT
8	3800453	5	FTG\3/4MORX9/16MJIC\90
9	3800462	4	FTG\1-1/16NUTFJICS
10	3800465	2	FTG\1-1/16FJICX7/16MJIC\ADPT
11	3800468	1	FTG\1-5/8MJICX1-1/4MP\90\
12	3800470	2	FTG\1-5/8MORX1-5/8MJIC\ST
13	3800472	1	FTG\7/16MORX7/16MJIC\90
14	3800481	2	FTG\1-1/16MJICX1-1/16MJICX1-1/16MOR\BR;TEE
15	3800484	1	FTG\3/4FJICSX3/4MJICX3/4MJIC\RUN;TEE
16	3800486	1	FTG\1-5/8FJICX1-5/8MJICX1-5/8MJIC\RUN;TEE
17	3800487	2	FTG\1-5/8FJICX1-1/16MJIC\ADPT
18	3800488	2	FTGNUTFJICS
19	3800527	4	FTG\7/8MORX1-1/16MJIC\ST
20	3800530	15	FTG\3/4MORX9/16MJIC\ST
21	3800534	4	FTG\1-5/16MORX1-1/16MJIC\90
22	3800535	2	FTG\7/8MORX1-1/16MJIC\90
23	3800536	1	FTG\1-1/16MORX3/4MJIC\90
24	3800539	2	FTG\1-1/16MJICX3/4MP\ST\SOLID
25	3800540	2	FTG\1-1/4MPX1-5/8MJIC\45
26	3800543	1	FTG\3/4FJICX7/16MJIC\ADPT
27	3800549	1	FTG\3/4NUTFJIC
28	3800551	6	CLAMP\HOSE\1-1/4\4HOLES
29	3800552	8	CLAMP\HOSE\1-1/4\2HOLES
30	3800553	2	FTG\1-1/16FJICX3/4MJIC\ADPT
31	3800583	2	FTG\7/16MJICX1/4FP\90\SW
32	3800584	1	FTG\7/16MJICX1/4MP\90
33	3800669	5	FTG\1-1/16JICX7/8 MOR\45
34	3800670	1	FTG\1-1/16FJICX1-1/16MJICX1-1/16MJIC\RUN;TEE
35	3800671	1	FTG\1-1/16FJICX3/4MP\SW
36	3800672	2	FTG\1-1/16MJICX1-1/16MJICX3/4MP\BR;TEE
37	3800673	1	FTG\3/4MJICX3/4MJIC\90
38	3800674	2	FTG\1-1/16MJIC1-1/16MJIC1-1/16FJICS\BR;TEE
39	3800675	2	FTG\7/8MORX3/4MJIC\45
40	3800676	1	FTG\FPX\MJIC\MJIC
41	3800677	2	FTG\1-1/16MJICX1-1/16MJIC\90
42	4000123	1	VALVE\HYD\RELIEF\2500PSI\1-1/16FOR
43	4000189	1	VALVE\CHECK\65PSI\3/4FP
44	4400007	2	FLTR\SCRN\2MPX1-1/4FP\25GPM
45	4700776	6	CLMP\HOSE\3/8
46	4100144	1	CYL\HYD\4X30\1-3/4 ROD
46A	4100215		CYL\HYD\4X20\1-3/4ROD, Tub Cover Option
47	HOSE1	1	TUBE 1 TO UPPER CONV ORBITAL
48	HOSE_2	1	TUBE 2 TO UPPER CONV ORBITAL
49	HOSE_3	1	TUBE 1 TO BELLY CONV ORBITAL
50	HOSE_4	1	TUBE 2 TO CONV RETURN ON VALVE BANK
51	HOSE_5	1	CONV RUN ON VALVE BANK TO BELLY ORBITAL
52	HOSE_6	1	TUBE 4 TO PRESS PORT ON VALVE BANK
53	HOSE_7	1	TUBE 5 TO RETURN PORT ON VALVE BANK
54	HOSE_8	1	OUT RIGHT SIDE OF VALVE BANK TO IN LEFT SIDE
55	HOSE_9	1	CONV PUMP PRESS TO PRESS RELIEF
56	HOSE_10	1	OUT OF FRONT FILTER TO OUT OF REAR FILTER



## HYDRAULIC PARTS LIST

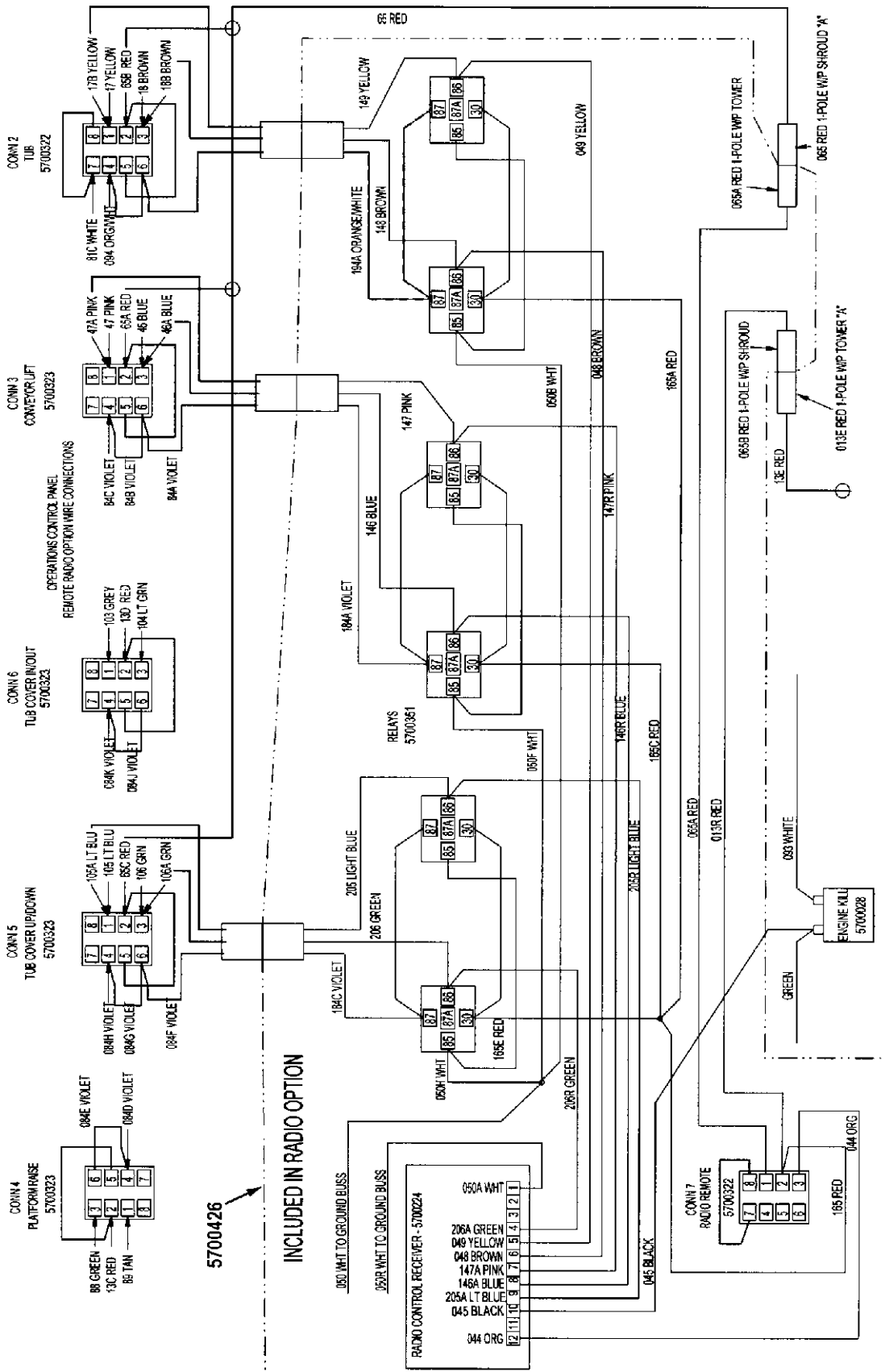
ITEM	PART	QTY.	PART DESCRIPTION
57	HOSE_11	1	OUT TUB VALVE TO TOP PORT CTRL VALVE
58	HOSE_13	1	SIDE PORT CTRL VALVE TO IN TUB VALVE
59	HOSE_14	1	TUB DRIVE PUMP PRESS TO TUB VALVE
60	HOSE_15	1	OIL TANK TO TUB DRIVE PUMP
61	HOSE_16	1	OIL TANK TO CONV DRIVE PUMP
62	HOSE_17	1	TUB TILT CYL TO LOCK VALVE(RETURN)
63	HOSE_18	1	TUB TILT CYL TO LOCK VALVE(PRESS)
64	HOSE_19	1	TUB TILT VALVE TO LOCK VALVE(PRESS)
65	HOSE_20	1	TUB TILT VALVE TO LOCK VALVE(RETURN)
66	HOSE_21	1	CONV TILT VALVE TO MANIFOLD(PRESS)
67	HOSE_22	1	CONV TILT VALVE TO MANIFOLD(RETURN)
68	HOSE_23	1	CASE DRAIN CONV ORBITAL TO VALVE BANK
69	HOSE_24	1	CASE DRAIN OF VALVE BANK TO TUBE 3
70	HOSE_25	1	COOLER TO CHECK VALVE
71	HOSE_26	1	COOLER TO CHECK VALVE
72	HOSE_27	1	FLOW CTRL VALVE TO CHECK VALVE
73	HOSE_28	1	PRESS RELIEF TO TUBE 4
74	HOSE_29	1	CONV CYL TO MANIFOLD
75	HOSE_30	1	CONV CYL TO MANIFOLD
76	HOSE_31	1	CONV CYL TO MANIFOLD
77	HOSE_32	1	CONV CYL TO MANIFOLD
78	HOSE_33	1	TUB VALVE TO TUB ORBITAL(PRESS)
79	HOSE_34	1	TUB VALVE TO TUB ORBITAL(RETURN)
80	HOSE_35	1	OUT REAR FILTER TO OIL TANK
81	HOSE_36	1	TUBE 3 TO OIL TANK
82	HOSE_37	1	TUBE 5 TO INLET REAR FILTER
83	HOSE_38	1	RELIEF TO TUBE 5
84	HOSE_39	1	TUB VALVE TO TUB PRESS GAUGE
85	HOSE_40	1	TUBE 4 TO CONV PRESS GAUGE
86	TUBE1	1	TOP TUBE ON UPPER CONV
87	TUBE2	1	BOTTOM TUBE ON UPPER CONV
88	TUBE3	1	TOP TUBE ON MAINFRAME
89	TUBE4	1	MIDDLE TUBE ON MAINFRAME
90	TUBE5	1	BOTTOM TUBE ON MAINFRAME
100	3800381		GAUGE\3000PSI\REAR STEM
101	3800428		MNFLD\3\4\FOR\DBL;TEE\BLK
102	3900010		MTR\HYD\24\2000\SAE;A;
103	3900014		MTR\HYD\9.6\2000\1-1/4SH
104	4000016		VALVE\HYD\1-SPL\FLO;CNTRL
105	4000017		ADJUST RELIEF VALVE
106	4000084		VALVE\HYD\30GPM\HOLD\DBL
107	4000123		VALVE\HYD\RELIEF\2500PSI
108	4000174		VALVE\HYD\SOL\12V
109	4000188		RAD\HYD\17X14\1-1/16"-12
110	4000190		VALVE\HYD\3SPL\12V\HD9
111	4000191		VALVE\HYD\1SPL\12V\HD
112	4100203		CYL\HYD\3X24\1-1/2ROD, Non-Folding Conveyor
112A	4100175		CYL\HYD\3X36\PARALLEL\7/8FOR, Folding Conveyor
112B	4100218		CYL\HYD\3X30\1-1/2ROD\7/8FOR\PAR, Rolloff/Tub Cover Combination
113	4200030		PUMP\HYD\20\15\RH\DBL
114	4300010		VALVE\S0LENOID\12V\JEMM
115	4300065		VALVE\SERVO\15GPM\12VDC
116	4702814		TANK\OIL\HD9
117	7500668		GAUGE\FUEL\ELEC\HD10-HD12
118	4400016		FLTR\ELMT\10MICRON\5.1D\
119	4400017		FLTR\COMP\10MICRON\5.1D\

# OMNEX RADIO WIRING HARNESS - WITH MURPHY SWITCH




**MICROTRONICS RADIO HARNESS WITH MURPHY SWITCH -  
PN# 5700426**

**SEE PAGE 81 FOR ELECTRICAL PARTS LIST**



# 5700492

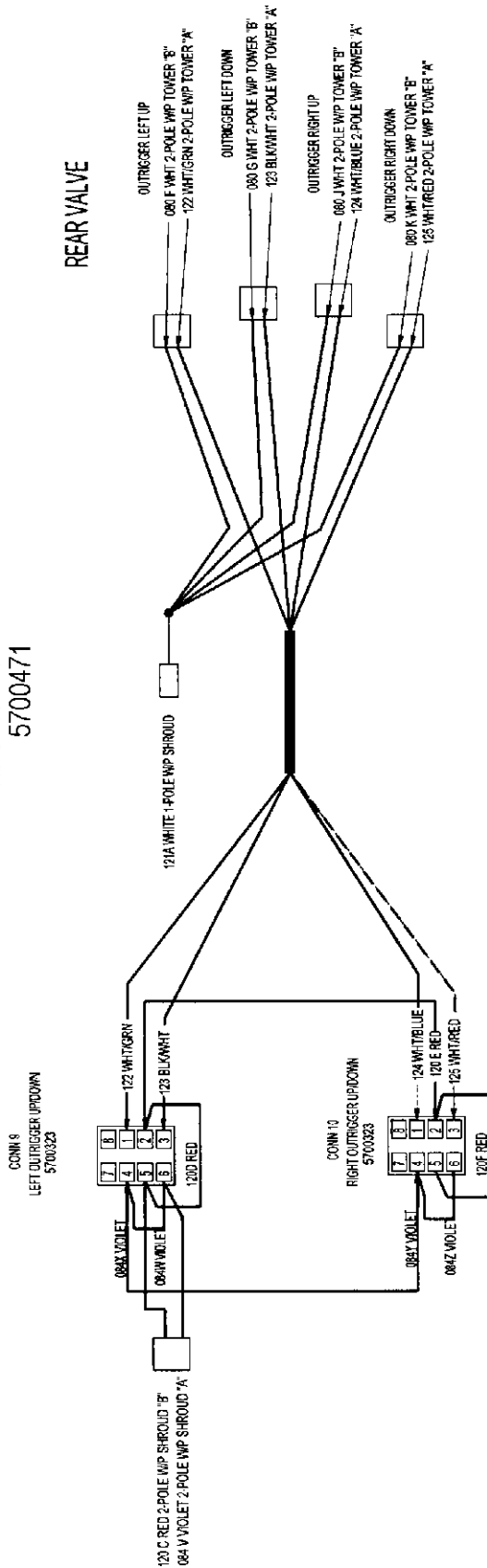
## HD-9 2001 OUTRIGGER LIMIT SWITCH HARNESS



**ROLLOFF WIRING HARNESS**  
**SEE PAGE 81 FOR ELECTRICAL PARTS LIST**

HD-9 2001 ROLLOFF  
 5700471

**REAR VALVE**



**REFERRAL PAGE FOR:**

**MAIN WIRING HARNESS - MACHINE  
- WITHOUT MURPHY SWITCH - PN# 5700538  
SEE PAGE 81 FOR ELECTRICAL PARTS LIST  
SEE FOLDOUT 3 IN APPENDIX A**

**MAIN WIRING HARNESS - CONTROL PANEL  
- WITHOUT MURPHY SWITCH - PN# 5700538  
SEE PAGE 81 FOR ELECTRICAL PARTS LIST  
SEE FOLDOUT 4 IN APPENDIX A**

**OMNEX RADIO WIRING HARNESS WITHOUT MURPHY SWITCH  
SEE PAGE 81 FOR ELECTRICAL PARTS LIST  
SEE FOLDOUT 5 IN APPENDIX A**

**STANDARD WIRING SCHEMATIC WITHOUT MURPHY SWITCH  
SEE PAGE 81 FOR ELECTRICAL PARTS LIST  
SEE FOLDOUT 6 IN APPENDIX A**

**WIRING SCHEMATIC OMNEX RADIO WITHOUT MURPHY SWITCH  
SEE PAGE 81 FOR ELECTRICAL PARTS LIST  
SEE FOLDOUT 7 IN APPENDIX A**

**MAIN WIRING HARNESS - CONTROL PANEL -  
WITH MURPHY SWITCH - PN# 5700421  
SEE PAGE 81 FOR ELECTRICAL PARTS LIST  
SEE FOLDOUT 8 IN APPENDIX A**

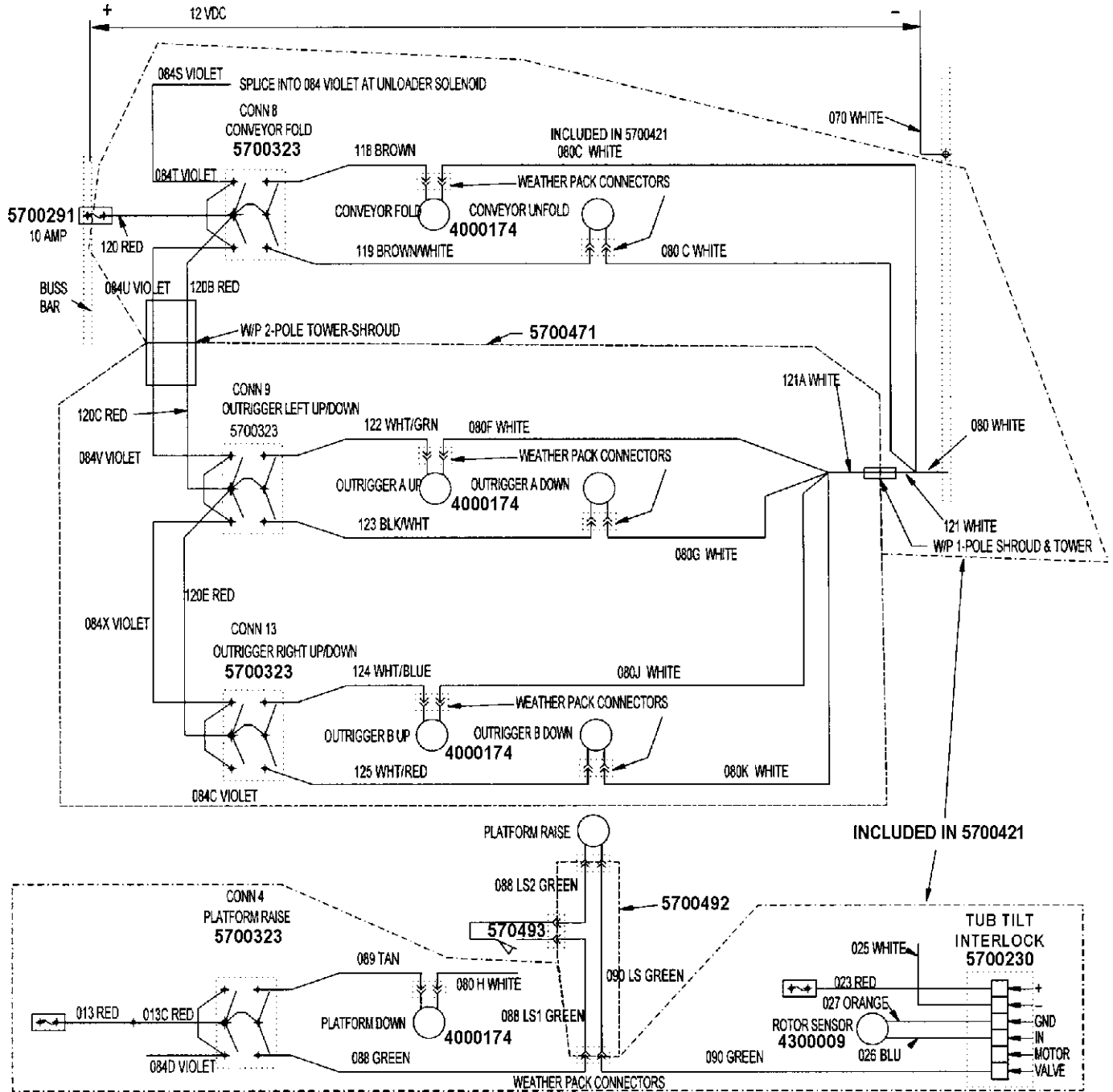
**MAIN WIRING HARNESS MACHINE - MACHINE -  
WITH MURPHY SWITCH PN# 5700421  
SEE PAGE 81 FOR ELECTRICAL PARTS LIST  
SEE FOLDOUT 9 IN APPENDIX A**

**STANDARD WIRING SCHEMATIC WITH MURPHY SWITCH  
SEE PAGE 81 FOR ELECTRICAL PARTS LIST  
SEE FOLDOUT 10 IN APPENDIX A**


**WIRING SCHEMATIC WITH MICROTRONICS RADIO REMOTE  
OPTION AND MURPHY SWITCH  
SEE PAGE 81 FOR ELECTRICAL PARTS LIST  
SEE FOLDOUT 11 IN APPENDIX A**

**WIRING SCHEMATIC WITH OMNEX RADIO REMOTE OPTION  
AND MURPHY SWITCH  
SEE PAGE 81 FOR ELECTRICAL PARTS LIST  
SEE FOLDOUT 12 IN APPENDIX A**

**ROLLOFF OPTION WIRING SCHEMATIC**  
**SEE PAGE 81 FOR ELECTRICAL PARTS LIST**



SEE PAGE 81 FOR ELECTRICAL PARTS LIST

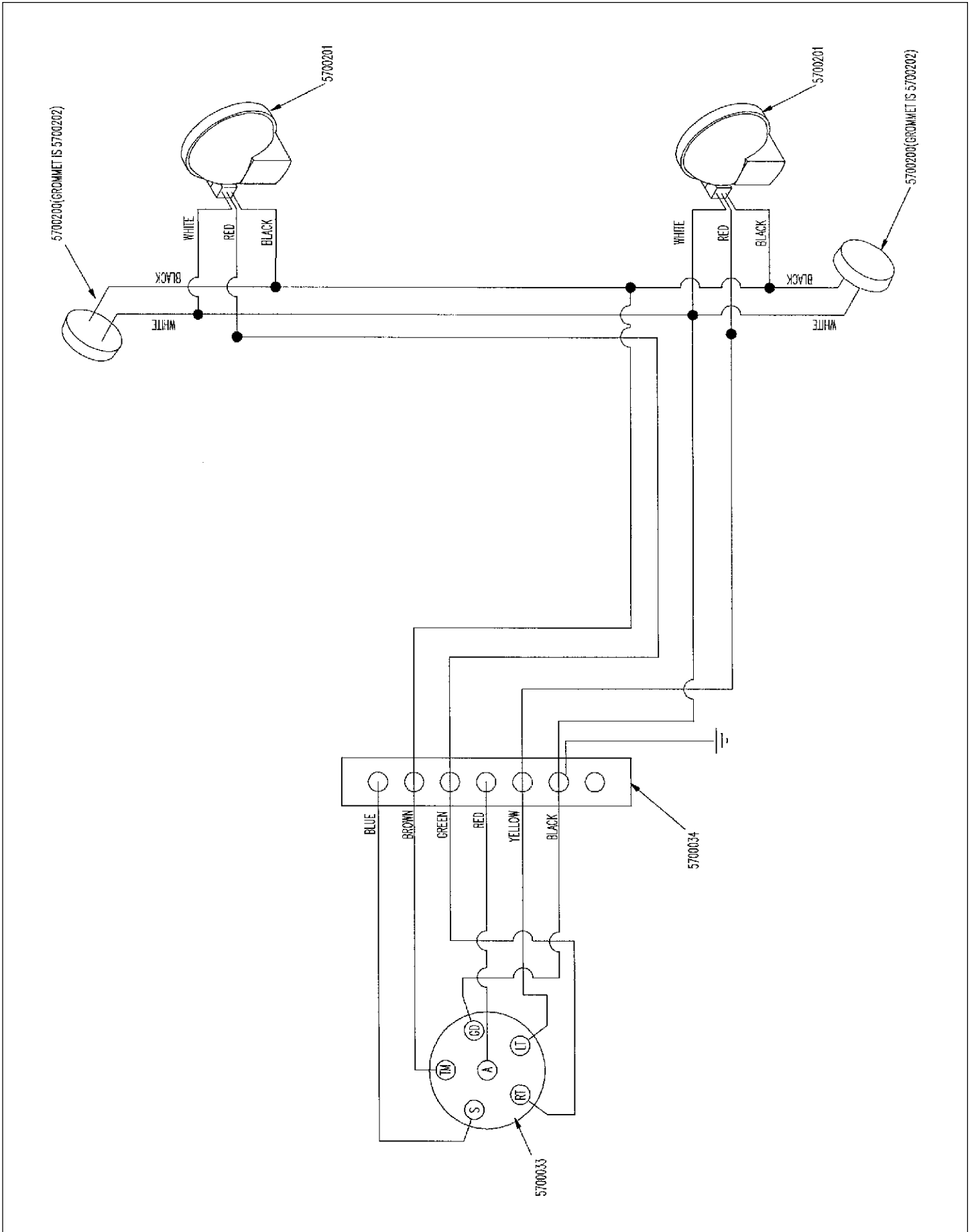




## ELECTRICAL PARTS LIST

PART #	DESCRIPTION
4000174	VALVE\HYD\SOL\12V\4000190&4000191
4000190	VALVE\HYD\3SPL\12V\HD9
4000191	VALVE\HYD\1SPL\12V\HD9
4300009	SENSOR\MAG\W\HARDWARE
4300034	NEW STYLE CNTRL BOX RCB93
4300065	VALVE\SERVO\15GPM\12VDC
5700028	RELAY\SPDT\12VDC\40AMP
5700224	RADIO\REMOTE\CONTROL\7B
5700230	BOX\CNTRL\SAFETY SHUTDOWN
5700233	SWITCH\LIMIT
5700256	ALARM\ELEC\BACK-UP\
5700289	ENCL\BRKR\CRCT\7-POLE
5700290	TERM\BAR\BUS\8-POLE
5700291	BRKR\CRCT\10A\AUTO\TYPE1
5700292	BRKR\CRCT\30A\AUTO\TYPE1
5700321	SWITCH\RCKR\DPST\1LT\12VDC\20A\MAINTND
5700322	SWITCH\RCKR\DPDT\2LIGHT\12VDC\20A\MAINTND
5700323	SWITCH\RCKR\DPDT\12VUNLIT\DC\20A\UNLIT\MOMNTRY
5700339	HARN\SUPPLY\POWER\12-24V
5700343	ENCL\BOOT\BRKR\CRCT\RED
5700351	RELAY\SPDT\12VDC\40AMP
5700365	RELAY\CONT:DUTY\12V
5700395	CONN\RELAY\5PIN\BOSCH
5700403	SWITCH\BUTTON\PUSH
5700421	HARN\MAIN\HD9
5700425	SWITCH\ELEC\MAGNT\TAT\12V
5700426	HARN\RADIO\HD9
5700441	CONN\TERM\14-18GA\PUSH-ON, for 5700395, 5700445
5700444	RADIO\REMOTE\OMNEX
5700445	RELAY\SPST\12VDC\50A\4TER
5700446	CONN\RELAY\4PIN\BOSCH
5700447	CONN\TERM\10-12GA\PUSH-ON, for 5700445
5700483	RELAY\SPDT\12V\40A\5TDIO
5700492	HARN\OUTRIGGER\HD9\LMT;SW
5700493	SWITCH\LIMIT\N.O.
5700508	HARN\RADIO\HD9\OMNX
5700510	BOOT\DUST\PUSHBUTTON for 5700403
5700528	FUSE\BLADE\5AMP
5700529	FUSE\BLADE\HOLDER
7500668	GAUGE\FUEL\ELEC
7500669	GAUGE\SENDING\UNIT
4000197	VALVE\HYD\HIGHSEC\36SER
4000196	VALVE\HYD\TIERODKIT\5SEC

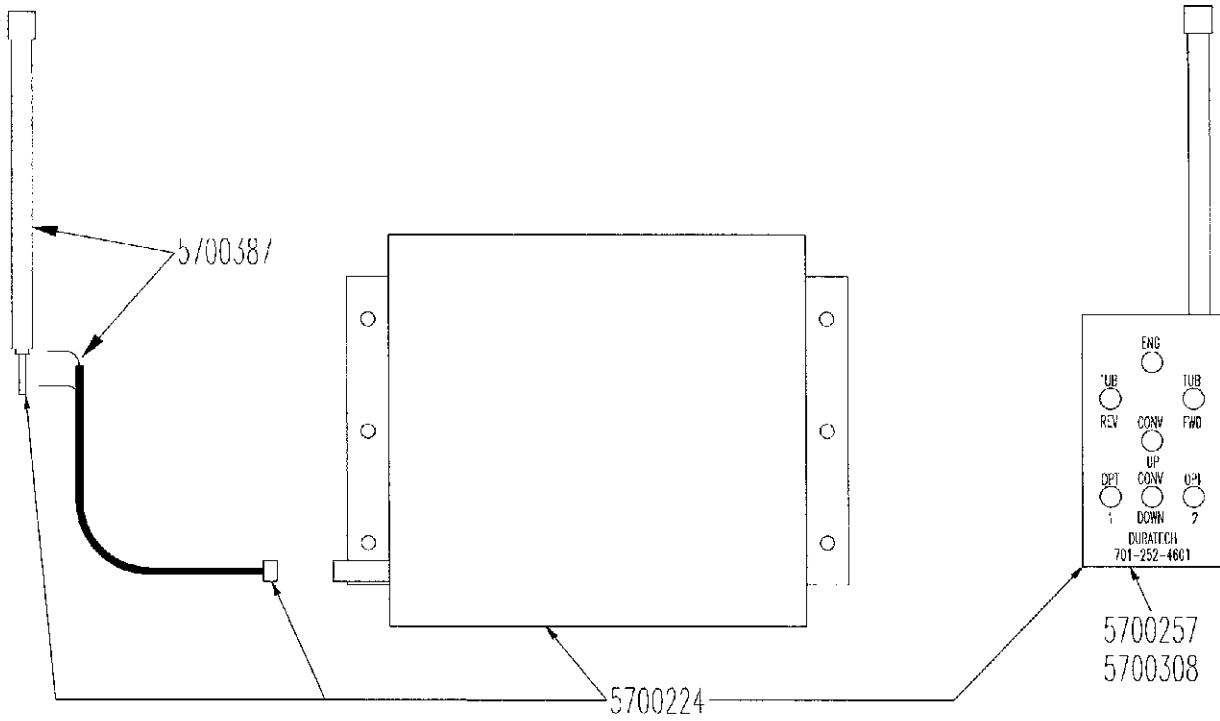
# ROAD LIGHTS



## ROAD LIGHTS

PART	QTY.	PART DESCRIPTION
5700033	1	TERM\6POLE\TRLR\CONN
5700034	1	ENCL\JCT\7POLE\TRLR\HARN
5700200	2	LAMP\CL\12VDC\2-1/2RD
5700201	2	LAMP\TAIL\4-1/2\COMP\RED
5700202	2	LAMP\GRMMT\2-1/2\KIT
7500276	1	WIRE ANCHOR (ROMEX) 3/4"

**MICROTRONICS RADIO REMOTE CONTROL (OPTION)**



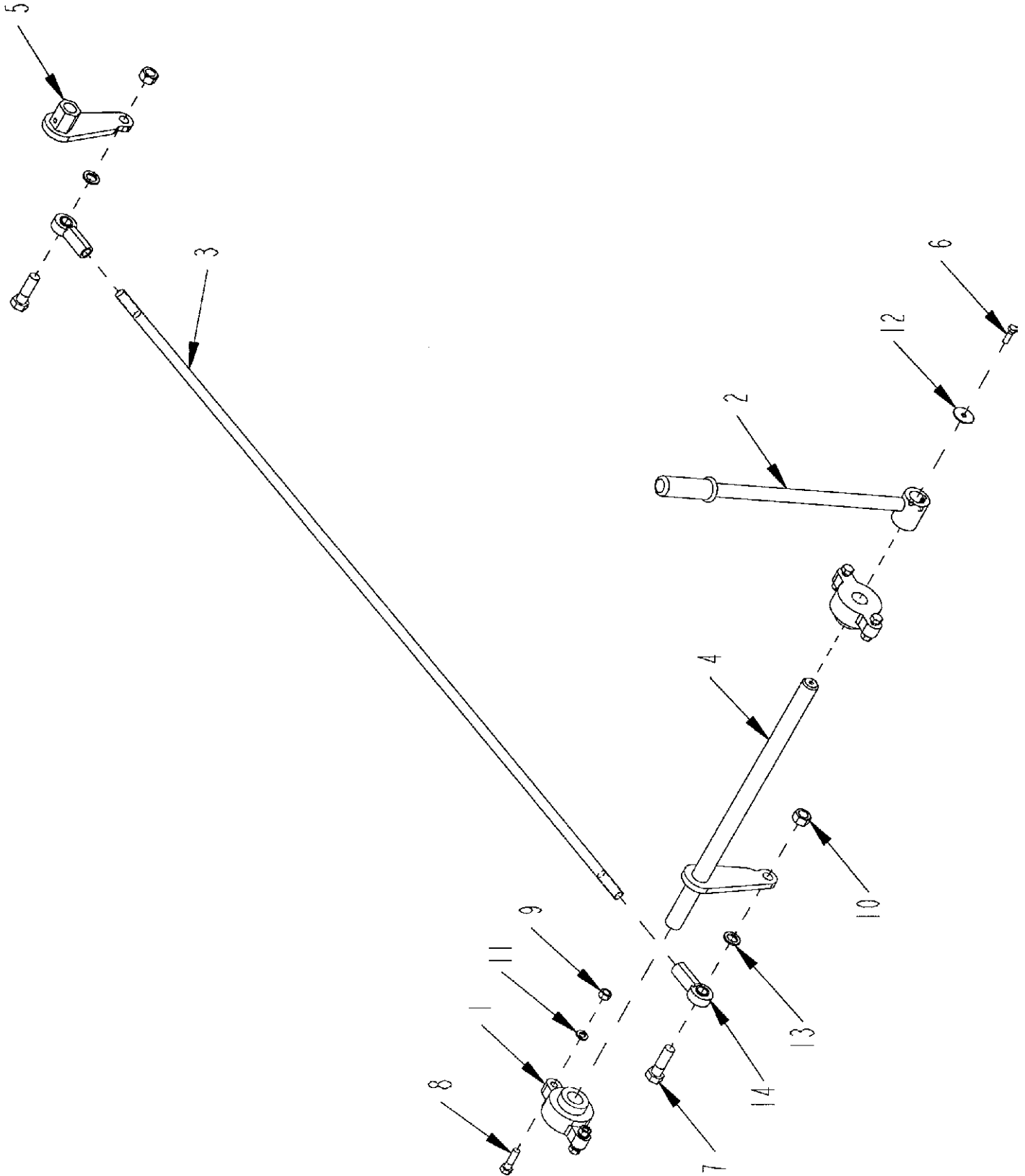
MICROTRONICS INC.																			
ADDRESS CODE																			
1	2	3	4	5	6	7	8	9	10	11	12	13	14	15	16	17	18	19	20
A B C D E F																			
S/N _____																			

BE SURE TO SPECIFY TRANSMITTER CODE LETTER WHEN ORDERING TRANSMITTER

## MICROTRONICS RADIO REMOTE CONTROL (OPTION)

PART #	DESCRIPTION
5700224	RADIO\REMOTE\CONTROL\7B
5700257	RADIO\REMOTE\SENDER\7B\D BAND
5700308	RADIO\REMOTE\SENDER\7B\C BAND
5700344	RADIO\REMOTE\24\7F\RBLT
5700387	RADIO\REMOTE\ANTENNA&CABL

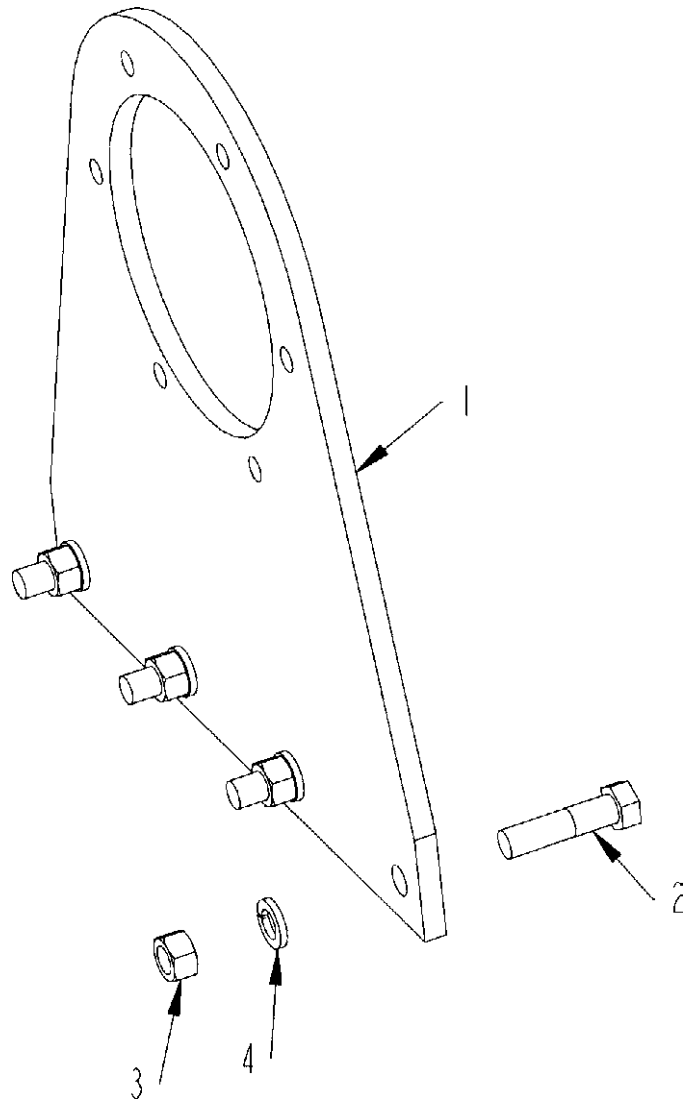
# CLUTCH LINKAGE ASSEMBLY



## CLUTCH LINKAGE ASSEMBLY

ITEM	PART	QTY.	PART DESCRIPTION
1	2000301	2	BRG\FLG\CAST\1-1/4\2BOLT
2	4702501	1	LEVER\CLUTCH\23-1/2\HD-8
3	4702638	1	ROD\ADJ\PUSH\CLUTCH\3/4X64
4	4702828	1	SHFT\CLUTCH\1-1/4X25
5	4702829	1	BRKT\SHFT\CLUTCH\REAR\HD9
5A	3600308		HUB\CLUTCH\LVR\SPLINE
6	4800098	1	BOLT\HEX\3/8X1-1/4\NC
7	4800115	2	BOLT\HEX\3/4X2-1/2
8	4800178	4	BOLT\HEX\1/2X1-3/4
9	4900001	4	NUT\HEX\1/2\NC
10	4900139	2	NUT\TPLCK\3/4\GR8\NC
11	5000006	4	WASH\LOCK\1/2
12	5000017	1	WASH\FLAT\FNDR\395X1-5/8X.090
13	5000026	2	WASH\13/16IDX1-1/4ODX.138
14	7500710	2	ROD\END

# CLUTCH SUPPORT

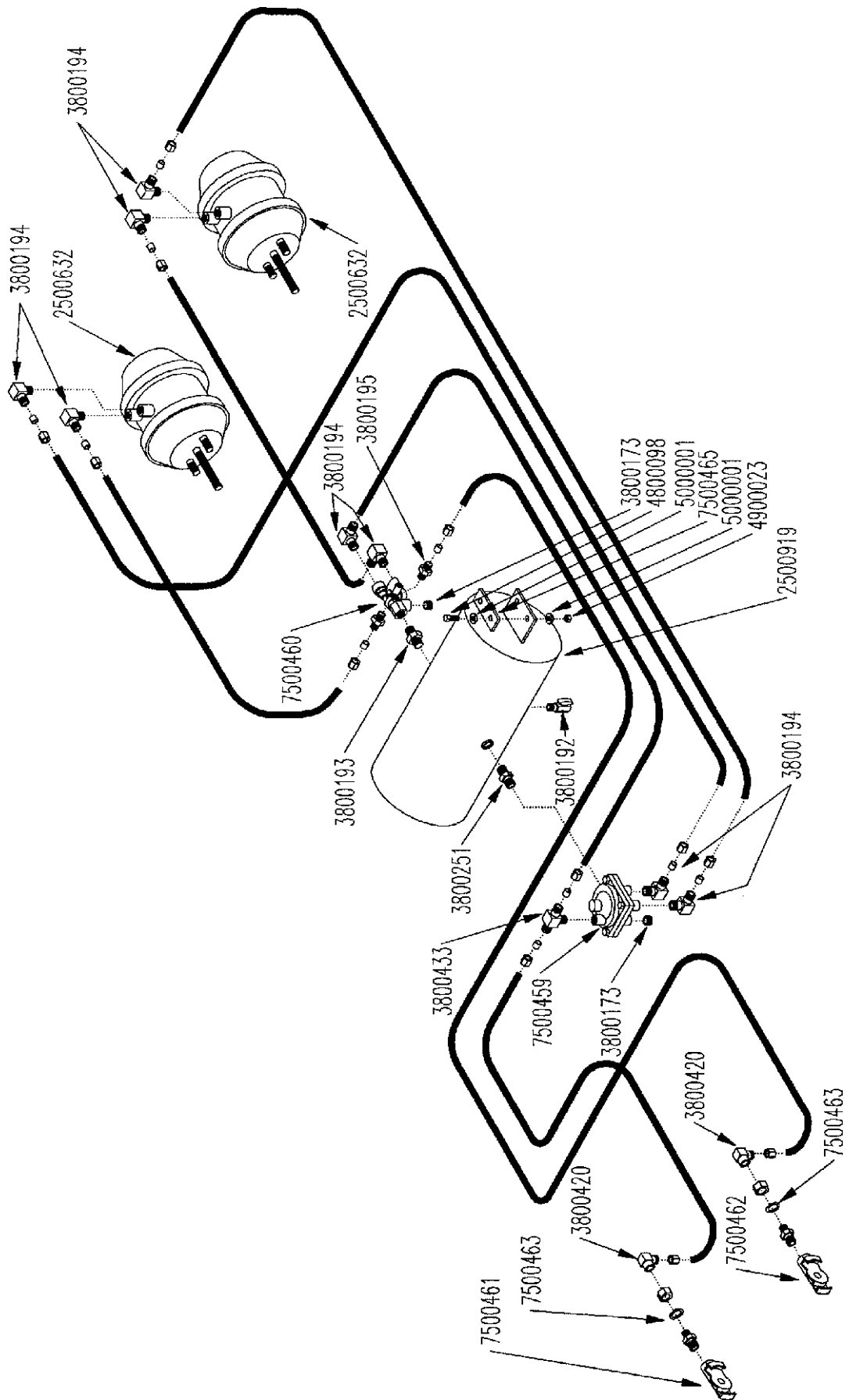




## CLUTCH SUPPORT

ITEM	PART	QTY.	PART DESCRIPTION
1	4501292	1	PL\SPRT\CLUTCH\HD9
2	4800079	4	BOLT\HEX\5/8X2-1/2
3	4900005	4	NUT\HEX\5/8\NC
4	5000003	4	WASH\LOCK\5/8

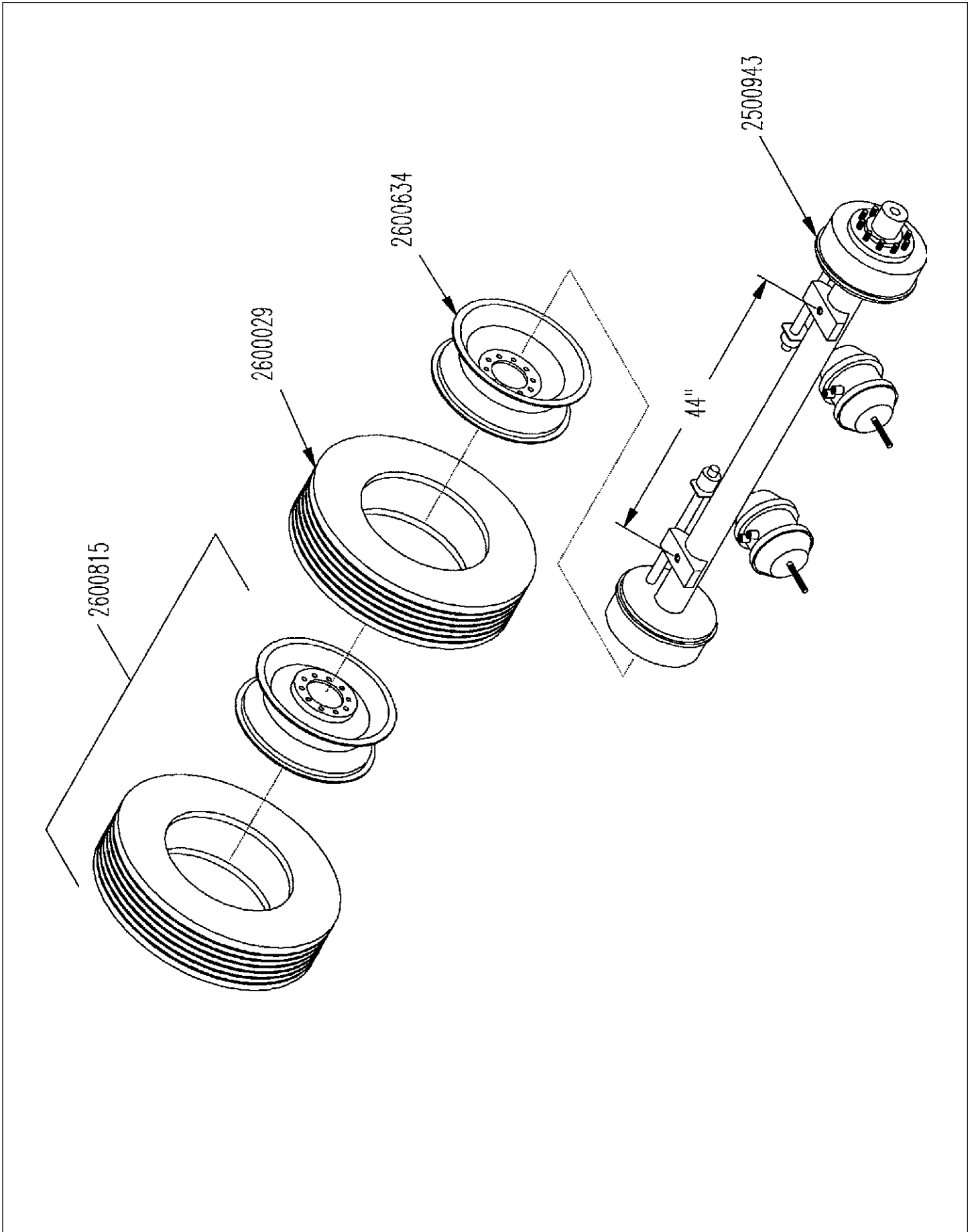
# AIR BRAKE ASSEMBLY



## AIR BRAKE ASSEMBLY

PART	QTY.	PART DESCRIPTION
2500632	2	30\30 AIR CHAMBER W/HARD
2500919	1	AIR TANK HD10 2880
2500944	1	KIT\AIR\SNGL\NON-ABS\22.5
3800173	2	FTG\3/8MP\PLUG\HEX
3800192	1	FTG\TANK;DRAIN\6204-4
3800193	1	FTG\3/4MPX1/2MP\NPL
3800194	8	FTG\AIR\3/8COMPX3/8MP\90D
3800195	2	FTG\AIR\3/8COMPX3/8MP\
3800251	1	FTG\3/4MPX2\NPL
3800420	2	FTG\AIR\3/8COMPX1/4MP\90D
3800433	1	FTG\AIR\3/8COMPX3/8COMPX
4800098	4	BOLT\HEX\3/8X1-1/4\NC
4900023	4	NUT\TPLCK\3/8\NC
5000001	8	WASH\FLAT\3/8
7500459	1	SPRING BRAKE VALVE (6100)
7500460	1	VALVE\CNTRL\BK\SPG
7500461	1	GLAD HAND SERVICE
7500462	1	GLAD HAND EMERGENCY
7500463	2	TERMINAL BOLT GLAD HAND
7500465	2	TANK CUSHION

AXLE AND WHEEL ASSEMBLY




## AXLE AND WHEEL ASSEMBLY

<b>PART</b>	<b>QTY.</b>	<b>PART DESCRIPTION</b>
2500943	1	AXLE\25K\74.5HUB\44SPRG
2600029	4	TIRE\255.70R22.5
2600634	4	WHL\RIM\10-BOLT\22.5X8.25
2600815	2	WHL\ASSY\255X70RX22.5\DUAL

### Not Shown

4900162		NUT\WHEEL\3/4\INNER\RH
4900163		NUT\WHEEL\3/4\INNER\LH
4900164		NUT\WHEEL\3/4\OUTER\RH
4900165		NUT\WHEEL\3/4\OUTER\LH

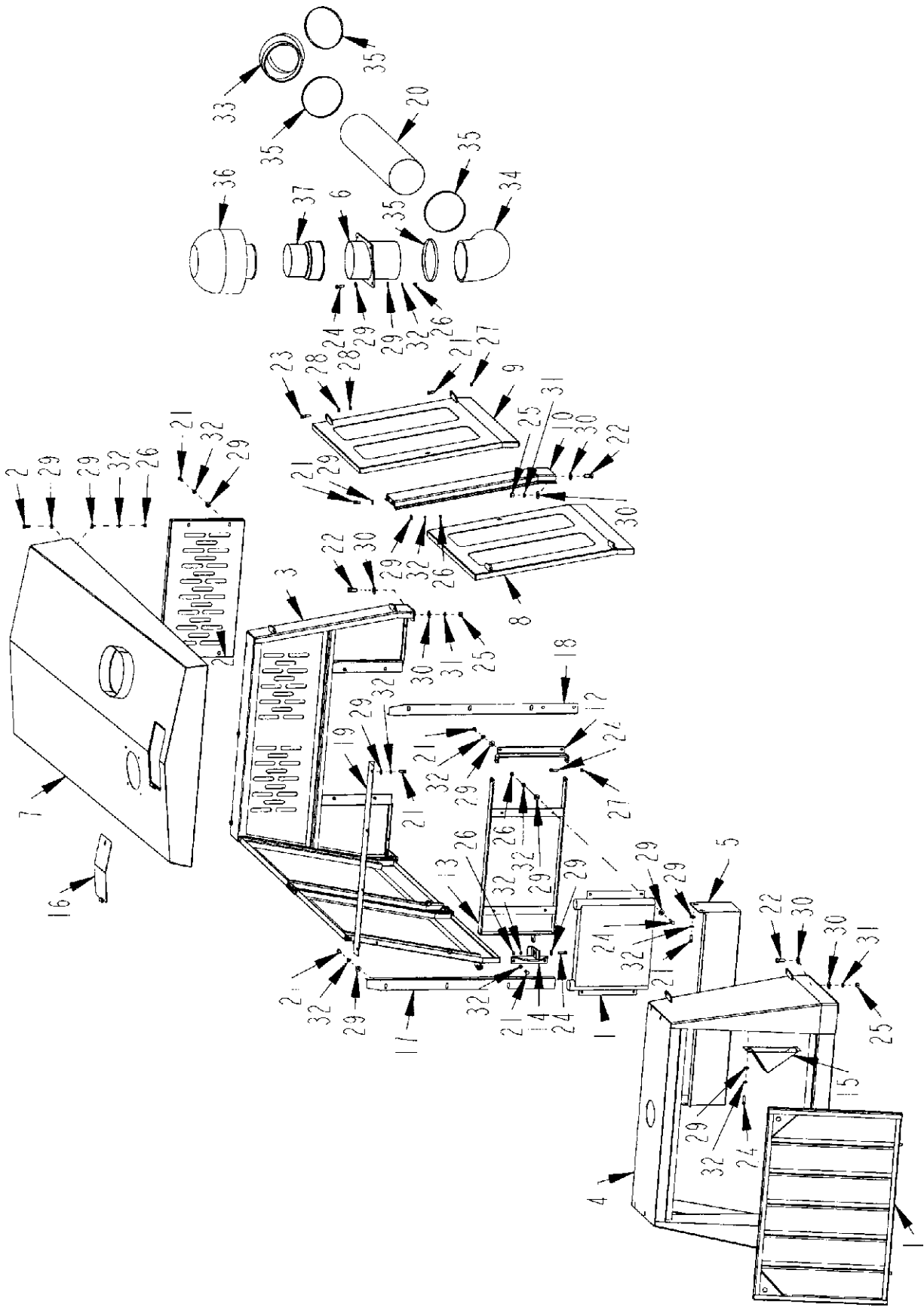
# DRIVE LINE ASSEMBLY



## DRIVE LINE ASSEMBLY

ITEM	PART	QTY.	PART DESCRIPTION
1	3600152	2	FLANGE YOKE 1710
2	3600153	1	SLIP YOKE 1710
3	3600154	1	YOKE SHAFT 1710
4	3600155	2	JOURNAL AND BEARING KIT 1710
5	3600183	1	FLANGE 3-1/2 1710
6	3600415	1	TORQUE\LMTR\275HP\PT\TLC-UJT28-G06
7	4800323	4	SCR\SET\AL1/2X1\NC
8	4800487	16	BOLT\HEX\3/8X1-1/4\GR8\NF
9	4800627	8	SCR\FLG\12PT\7/16X1-1/4\NF
10	4900161	8	NUT\TPLCK\7/16\GR8\NF
11	5000019	16	WASH\LOCK\3/8
	3600158		1710 DRIVELINE 18" COMPLETE (INCLUDES ITEMS 1,2,3,4)
	900110		CLUTCH\PTO\6081A\214\

6081JD ENGINE SHROUD ASSEMBLY





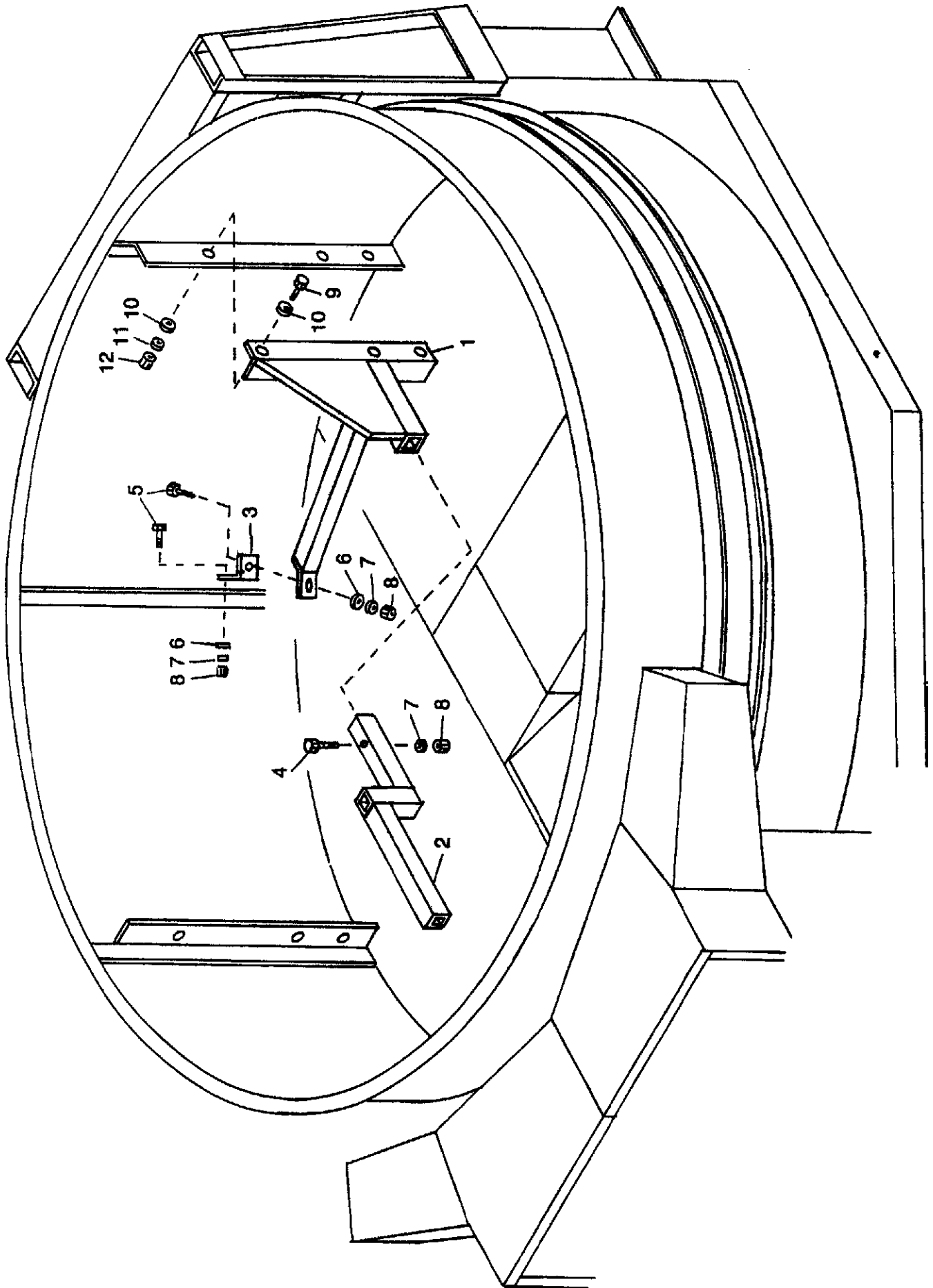
**6081JD ENGINE SHROUD ASSEMBLY**

ITEM	PART	QTY.	PART DESCRIPTION
1	400188	1	C20 AKG OIL COOLER
2	4702322	1	DOOR\ACCESS\CLUTCH
3	4702646	1	FRM\SHROUD\ENG\REAR\JD6081
4	4702647	1	FRM\SHROUD\ENG\FRONT
5	4702648	1	SEAL\RAD\LOWER
6	4702649	1	BRKT\PRECLEANER\SYKLONE
7	4702650	1	CVR\SHROUD\ENGINE\TOP
7	4703308	OPT	CVR\SHROUD\ENGINE\TOP\rolloff & tub cover combination
8	4702727	2	DOOR\ACCESS\ENGINE
9	4702728	2	DOOR\ACCESS\ENGINE
10	4702729	2	CHNNL\FRM\DOOR\CTR
11	4702730	1	SCRN\GRILLE\RAD\HD9
12	4702792	1	BRKT\FRM\PIVOT\COOLER
13	4702793	1	FRM\PIVOT\COOLER\OIL
14	4702794	1	BRKT\LATCH\FRM\COOLER
15	4702815	1	BRKT\HOSE\COOLER\OIL
16	4702816	1	CVR\RAD\ACCESS
17	4702906	1	ANGLE\SEAL\RADIATOR
18	4702907	1	ANGLE\SEAL\RADIATOR
19	4702908	1	ANGLE\SEAL\RADIATOR\TOP
20	4702911	1	TUBE\INTAKE\JD6081
21	4800003	37	BOLT\HEX\3/8X1
22	4800018	12	BOLT\HEX\1/2X1-1/4
23	4800034	4	BOLT\HEX\3/8X1-1/2
24	4800098	12	BOLT\HEX\3/8X1-1/4\NC
25	4900001	12	NUT\HEX\1/2\NC
26	4900002	20	NUT\HEX\3/8\NC
27	4900023	6	NUT\TPLCK\3/8\NC
28	4900076	8	NUT\FLG\SERR\3/8\NC
29	5000001	58	WASH\FLAT\3/8
30	5000004	24	WASH\FLAT\1/2
31	5000006	14	WASH\LOCK\1/2
32	5000019	43	WASH\LOCK\3/8
33	7500513	1	FTG\RBBR\7\45DEG\ELL
34	7500514	1	FTG\RBBR\7\90DEG\ELL
35	7500644	4	CLMP\HOSE\7
36	7501051	1	CLNR\AIR\SY-CLONE\7
37	7501052	1	ADPT\CLNR\AIR\SY-KLONE\7TO6\902K6

**Not Shown**

7500667	LATCH COMPLETE DOOR ACCESS W/KEYS
7500883	GAUGE\TACH\JO\6081-8.1 LITER RE 162419
7500907	LATCH COMPLETE HO\1.18-2.26 GR

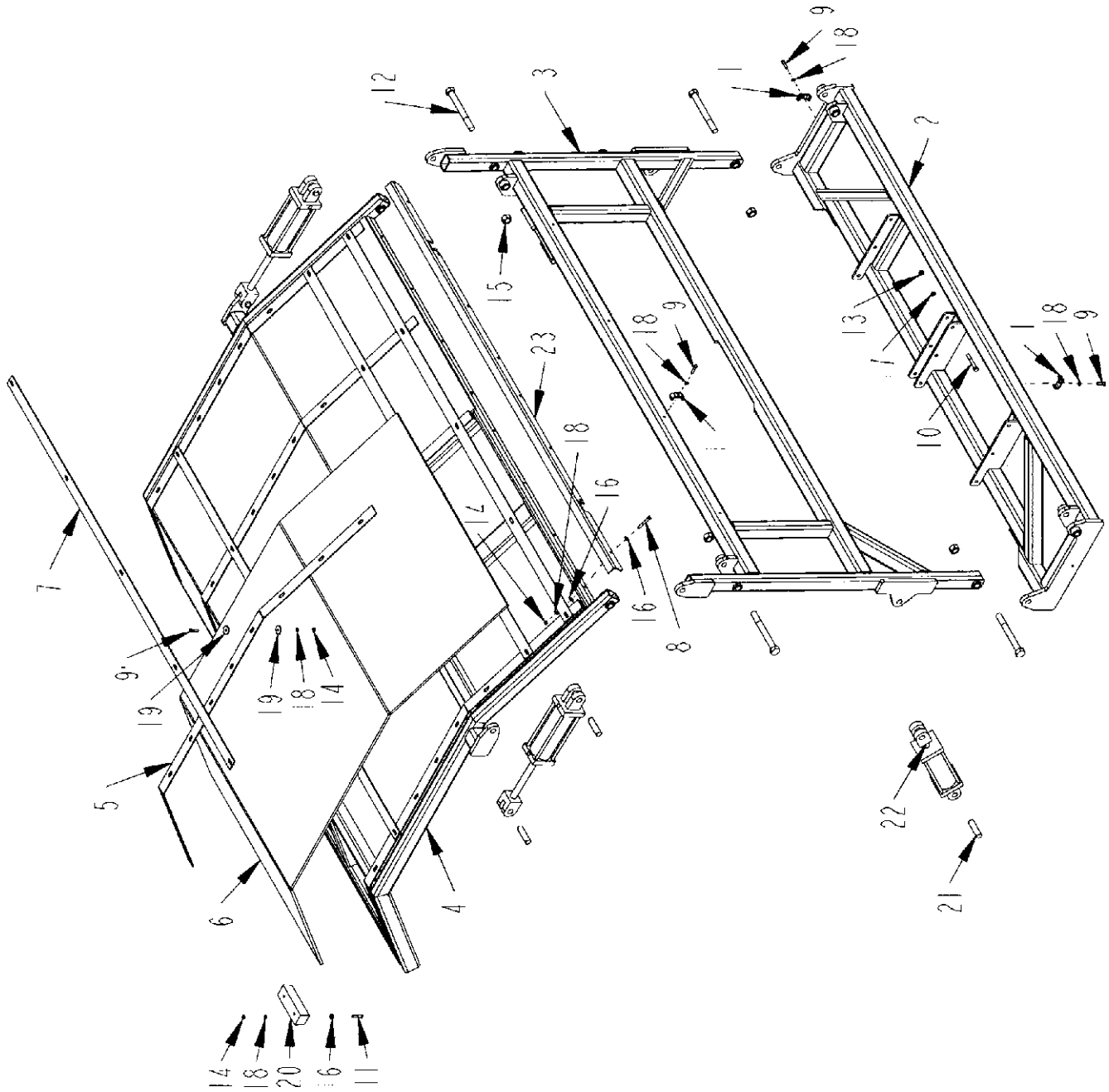
# TUB AGITATOR



## TUB AGITATOR

ITEM	PART	QTY.	PART DESCRIPTION
1	4702922	2	AGTTR\TUB\MNT\HD9
2	4702926	2	TUB\AGTTR\TUB\HD9
3	4700265	2	BRKT\AGTTR\TUB
4	4800188	2	1/2" x 4" Bolt
5	4800082	4	1/2" x 1-1/2" Bolt
6	5000004	4	1/2" Flat Washer
7	5000006	6	1/2" Lock Washer
8	4900001	6	1/2" Hex Nut
9	4800106	6	5/8" x 1-1/2" Bolt
10	5000002	12	5/8" Flat Washer
11	5000003	6	5/8" Lock Washer
12	4900005	6	5/8" Hex Nut
	4702740		TUB\AGTTR\KIT\2 SETS\HD9 (Includes 2 agitators complete)
	4702927		TUB\AGTTR\KIT\HD9 (Includes 1 agitator complete)

# TUB COVER ASSEMBLY (OPTION)



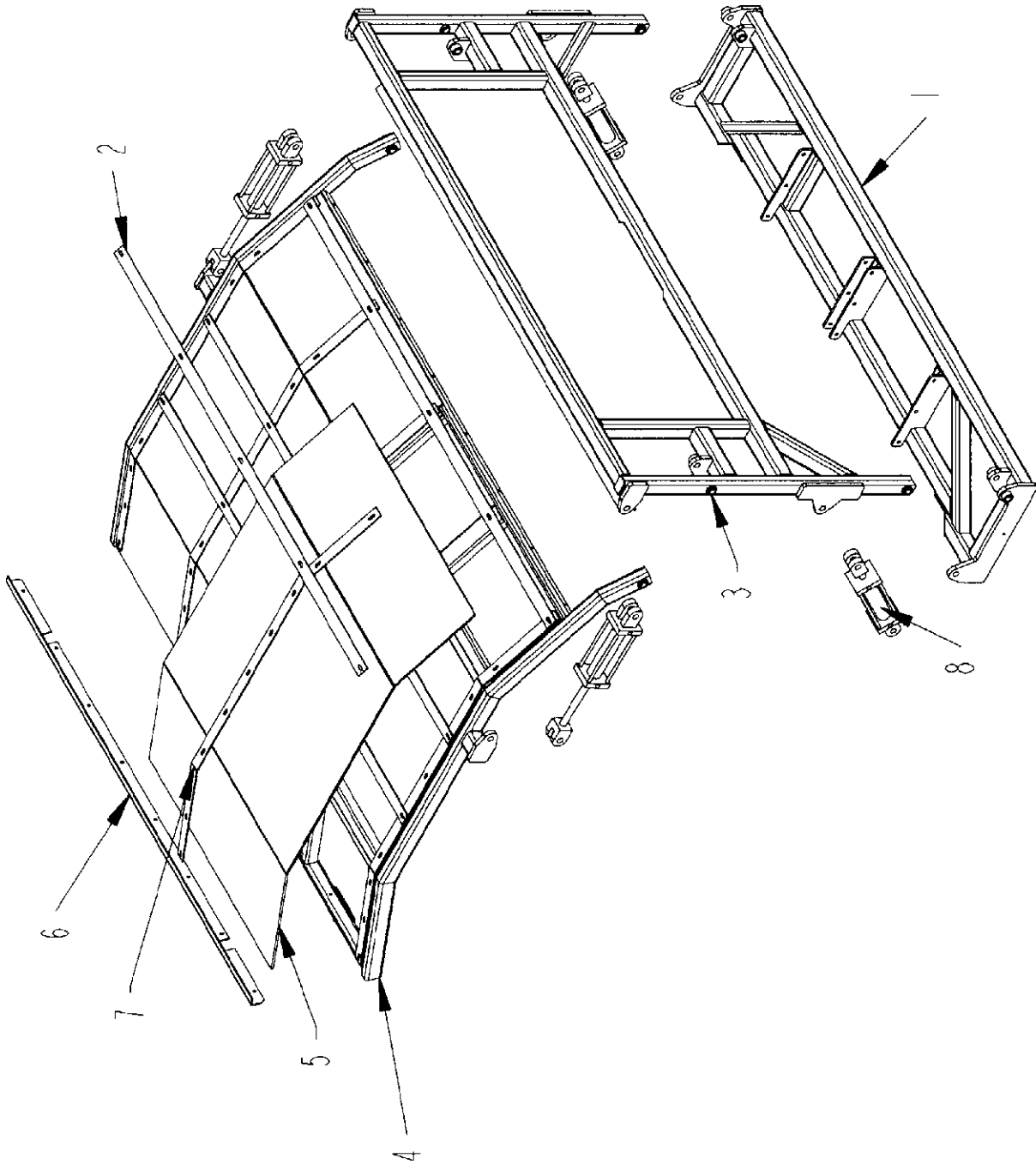
**TUB COVER ASSEMBLY (OPTION)**

ITEM	PART	QTY.	PART DESCRIPTION
1	4700776	11	CLMP\HOSE\3/8
2	4702830	1	BRKT\FRM\BRRIR\OBJ\THROWN\LOWER
3	4702831	1	FRM\OBJ\THROWN\SIDE
4	4702832	1	FRM\OBJ\THROWN\TOP\HD9
5	4702833	5	FLAT\CLMP\SCRN\FRM\OBJ\THROWN
6	4702834	2	SCRN\WIRE\FRM\OBJ\THROWN
7	4703032	4	FLAT\CLMP\SCRN\TC\HD9
8	4800029	16	BOLT\HEX\3/8X2-1/2
9	4800034	66	BOLT\HEX\3/8X1-1/2
10	4800135	9	BOLT\HEX\1/2X3-1/2
11	4800142	4	BOLT\HEX\3/8X1-3/4
12	4800601	4	BOLT\HEX\1X9\NC
13	4900001	9	NUT\HEX\1/2\NC
14	4900002	75	NUT\HEX\3/8\NC
15	4900015	4	NUT\NYLCK\1\NC
16	5000001	36	WASH\FLAT\3/8
17	5000006	9	WASH\LOCK\1/2
18	5000019	86	WASH\LOCK\3/8
19	5000096	110	WASH\FLAT\SPCL\13/32X7GAX1-1/2OD
20	7500635	2	CUSH\RBBR\7-3/4X2-7/16X2
21	8900107	8	PIN\13-5/8
22	4100185	4	CYL\HYD\3-1/2X8\TIE
23	4702635	2	ANGLE\SCRN\OBJ\THROWN

**Not Shown**

4100215 Tub Tilt Cylinder  
CYL\HYD\4X20\1-3/4ROD, Tub Cover Option

TUB COVER FOR ROLLOFF ASSEMBLY (OPTION 2)

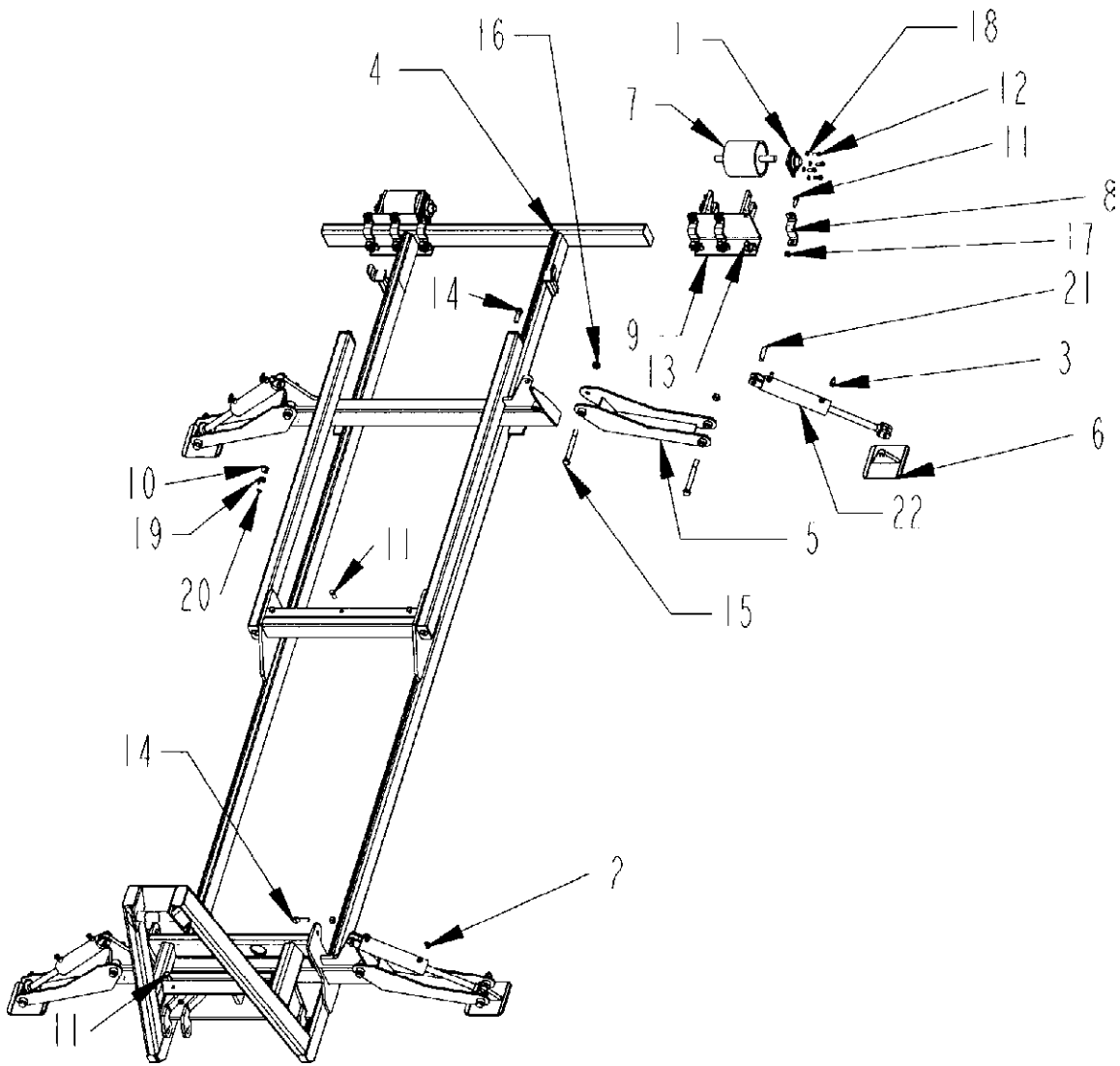


**TUB COVER FOR ROLLOFF ASSEMBLY (OPTION 2)**

<b>ITEM</b>	<b>PART</b>	<b>QTY.</b>	<b>PART DESCRIPTION</b>
1	4702830	1	BRKT\FRM\BRRIR\OBJ\THROWN\LOWER
2	4703032	4	FLAT\CLMP\SCRN\TC\HD9
3	4703316	1	FRM\OBJ\THRWN\SIDE\HD9R
4	4703317	1	FRM\OBJ\THR\TOP\HD9R
5	4703318	2	SCRN\WIRE\FRM\OBJ\THR
6	4703319	2	ANGLE\SCRN\OBJ\THR\HD9R
7	4703320	5	FLAT\CLMP\SCRN\FRM\ONJ\THR
8	4100185	4	CYL\HYD\3-1/2X8\TIE

**See Tub Cover Assembly for Hardware Information**

# ROLLOFF ASSEMBLY (OPTION)

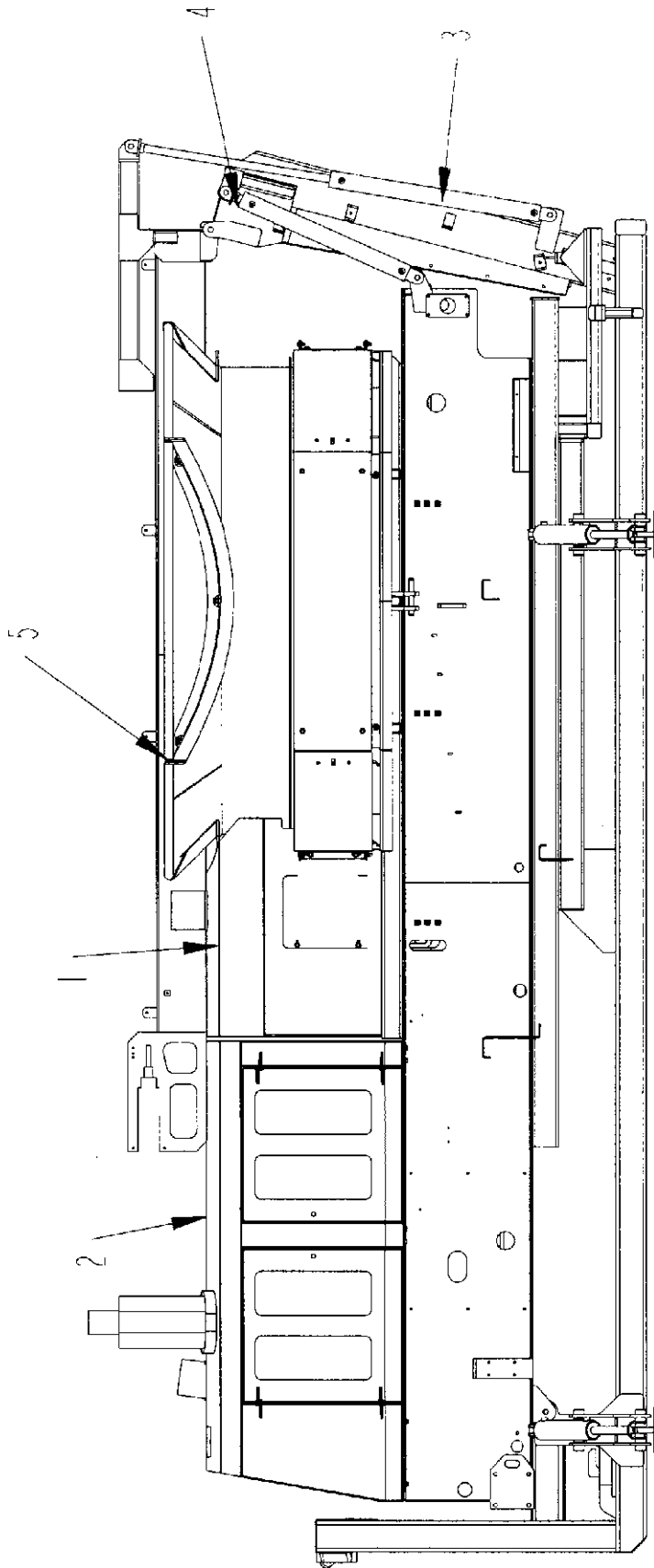




**ROLLOFF ASSEMBLY (OPTION)**

ITEM	PART	QTY.	PART DESCRIPTION
1	2000311	4	BRG\FLG\1-1/2\BOLT
2	3800453	4	FTG\3/4MORX9/16MJIC\90D
3	3800588	4	FTG\3/4MJICX3/4MJICX3/4MOR\BR;TEE
4	4702972	1	FRM\SUB\SKID
5	4702974	4	FRM\STABILIZER\GRDR\HD9
6	4702978	4	PAD\STABILIZER\SKID\GRDR
7	4702993	2	RLLR\REAR\SKID
8	4702994	6	CLAMP\RLLR\SKID\REAR
9	4702995	2	BRKT\RLLR\SKID\REAR
10	4703151	1	SPCR\1/4\SWTCH\LIMIT
11	4800033	11	BOLT\HEX\3/4X2
12	4800106	16	BOLT\HEX\5/8X1-1/2
13	4800115	6	BOLT\HEX\3/4X2-1/2
14	4800140	4	BOLT\HEX\1X3\NC
15	4800646	8	BOLT\HEX\1X9-1/2
16	4900127	10	NUT\TPLCK\1\NC
17	4900139	17	NUT\TPLCK\3/4\GR8\NC
18	5000003	16	WASH\LOCK\5/8
19	5700493	1	SWITCH\LIMIT\B9111E1092
20	7500219	1	WIRE CLIP
21	8900107	4	PIN\1\3-5/8
22	4100212	4	CYL\HYD\3.5X12\WELD\PERP
	<b>Not Shown</b>		
	5700471		HARN\OUTRIGGER\HD9
	5700492		HARN\OUTRIGGER\HD9\LMT;SW

**ROLLOFF WITH FOLDING CONVEYOR AND TUB COVER (OPTION)**



## ROLLOFF WITH FOLDING CONVEYOR AND TUB COVER (OPTION)

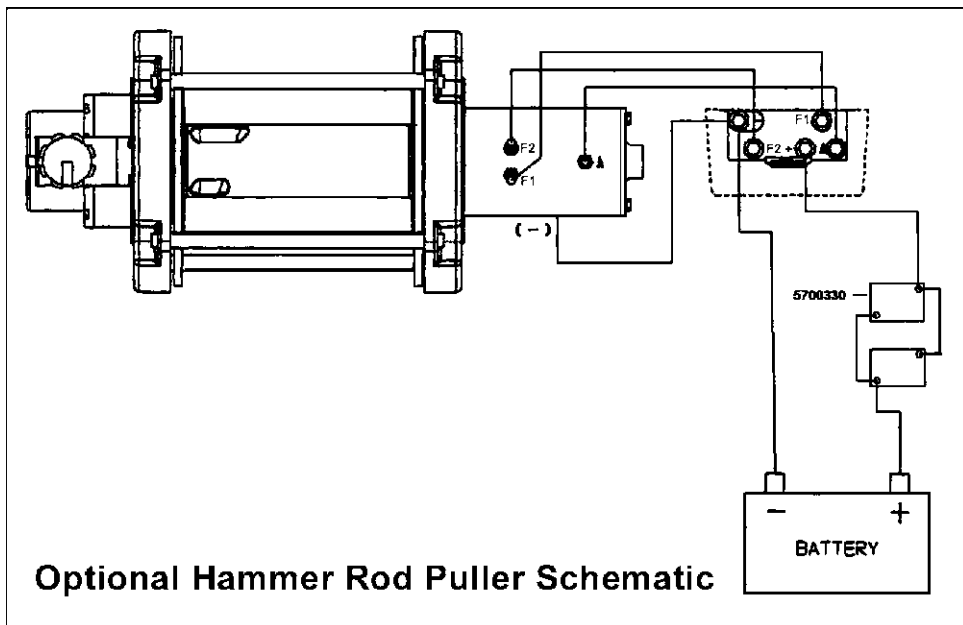
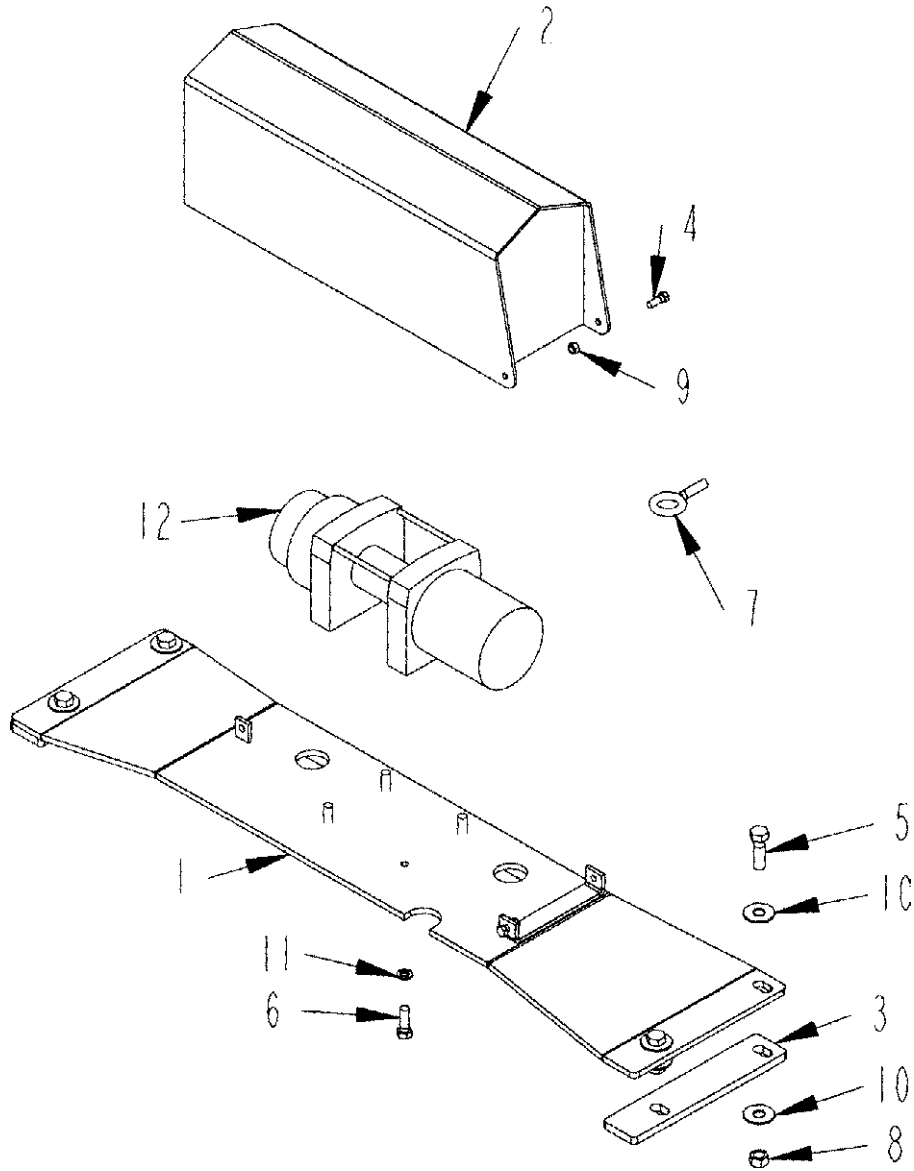
ITEM	PART	QTY.	PART DESCRIPTION
1	4703306	1	CVR\DRV\TUB, See Tub Platform Assembly
2	4703308	1	CVR\SHROUD\ENGINE\TOP, See Engine Shroud Assembly
3	4703310	1	CNVYR\DISCH\LOWER\HD9R, See Lower Discharge Folding Conveyor
4	4100218	2	CYL\HYD\3X30\1-1/2ROD\7/8FOR\PAR, See Lower Discharge Folding Conveyor
5	TUB-HD_9	1	TUB Assembly, see "Tub Assembly with Wing Flare"

### Not Shown

1700175 BELT\CNVYR\24X510, See Lower Discharge Folding Conveyor

Tub Cover Parts, see "Tub Cover For Rolloff"

# HAMMER ROD PULLER ASSEMBLY (OPTION)



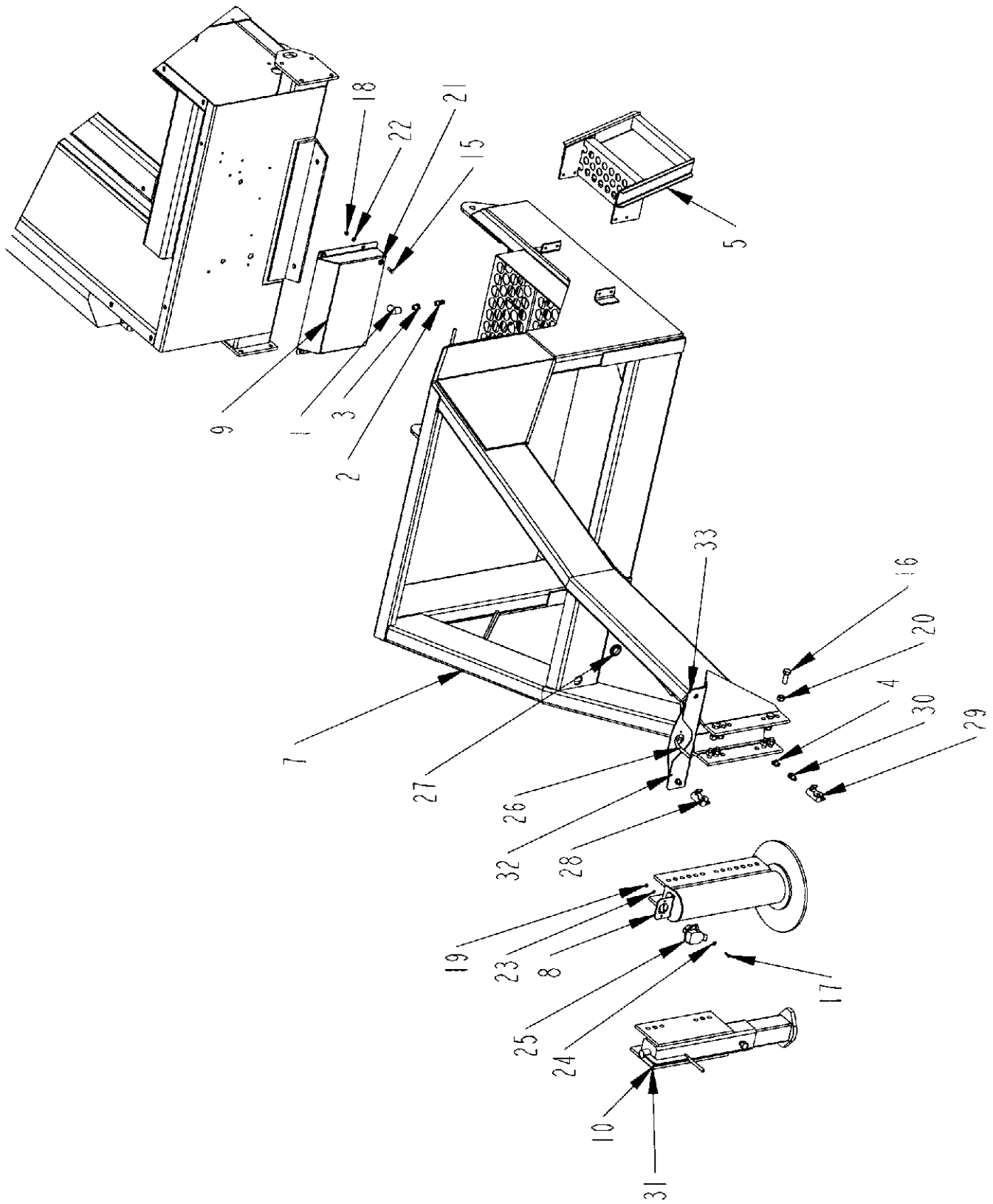
**HAMMER ROD PULLER ASSEMBLY (OPTION)**

<b>ITEM</b>	<b>PART</b>	<b>QTY.</b>	<b>PART DESCRIPTION</b>
	4702845		HMMR\ROD\PLLR\HD9\PKG
1	4702618	1	FRAME\PULLER\ROD\HAMMER
2	4702619	1	COVER\PULLER\ROD\HAMMER
3	4703109	2	SHIM\PLLR\ROD\HMMR
4	4800003	2	BOLT\HEX\3/8X1
5	4800010	4	BOLT\HEX\5/8X2
6	4800082	4	BOLT\HEX\1/2X1-1/2
7	4800625	1	BOLT\EYE\1/2X1-1/2\NC\1-3/16EYE\FORGED
8	4900012	4	NUT\TPLCK\5/8\NC
9	4900023	2	NUT\TPLCK\3/8\NC
10	5000002	8	WASH\FLAT\5/8
11	5000006	4	WASH\LOCK\1/2
12	5800030	1	WINCH\ELEC\2000#\12VDC

**NOT SHOWN**

	4703012	2	TERM\JMPR\BENT\STRIP
	4800027	2	CLAMP\CBL\1/4
	5700206	10	TERM\RING\4GAX3/8
	5700330	2	BRKR\CRCT\100A\AUTO\SURF
	5700353	28 FT	CBL\BTTRY\#4\RED(PER FT)
	5800002	1	5/16" SLIP HOOK
	5800315	20FT	CABLE\1/4"(PER FT)
	7500835	28 FT	LOOM\SPLIT\1/2

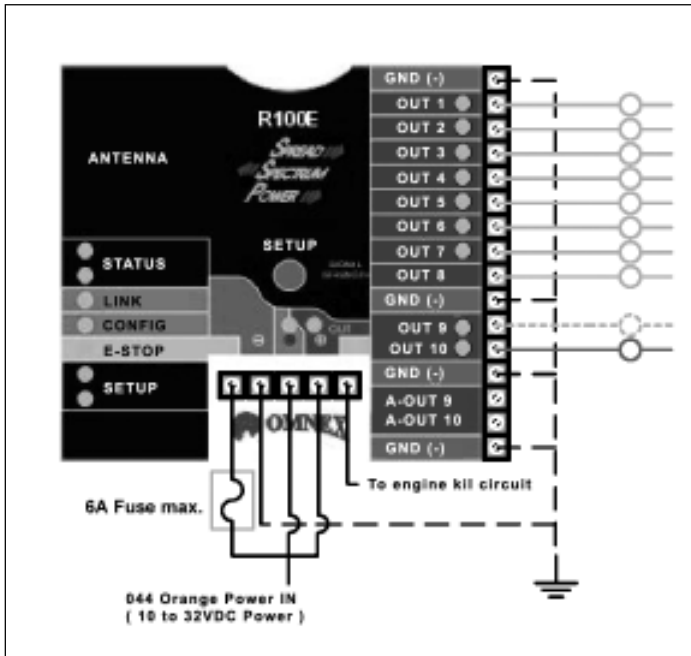
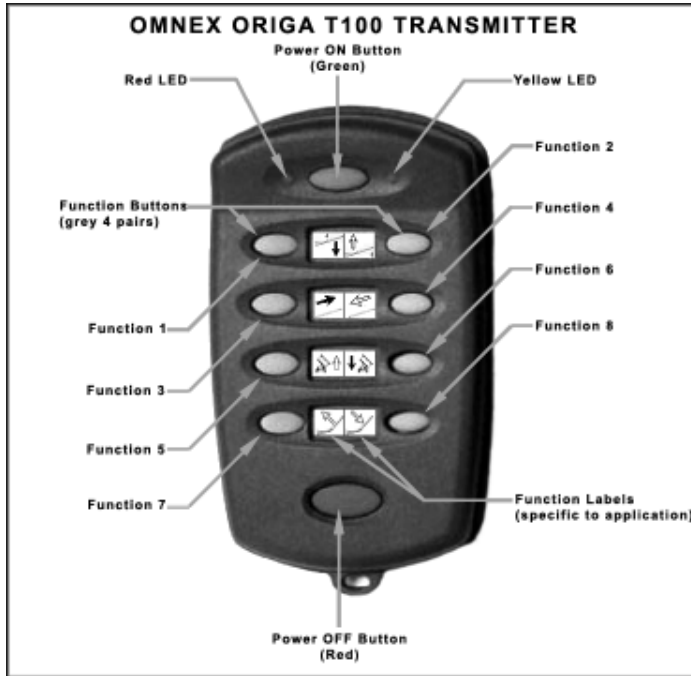
# GOOSENECK HITCH (OPTION)



**GOOSENECK HITCH (OPTION)**

ITEM	PART	QTY.	PART DESCRIPTION
1	3800165	2	FTG\1\2FPX1\2FP\90
2	3800195	2	FTG\AIR\3\8COMPX3\8MP\45D
3	3800216	2	FTG\1\2MPX3\8FP\BUSH
4	3800432	2	FTG\AIR\3\8COMPX3\8MP\45D
5	4702079	1	LDDR\SERVICE\RAD
6	4702240	2	BRKT\TANK\AIR\HD1098
7	4702880	1	HITCH\FIFTH\WHEEL\HD10-HD9
8	4702887	1	HITCH\5TH\WHEEL\HD10-HD9
9	4702893	1	SHLD\LINES\AIR\GN
10	4702894	1	HITCH\GOOSENECK\HD10-9
11	4703301	1	PLUG\PLT\GOOSENECK
12	4703313	1	BOX\CYL\FRONTWELD
13	4703314	1	MNT\ENG\JD6081
14	4703315	1	DISCHARGE CONVEYOR MOUNT
15	4800003	4	BOLT\HEX\3\8X1
16	4800033	8	BOLT\HEX\3\4X2
17	4800277	2	BOLT\HEX\1\4X1
18	4900002	4	NUT\HEX\3\8\NC
19	4900009	2	NUT\HEX\1\4\NC
20	4900139	8	NUT\TPLCK\3\4\GR8\NC
21	5000001	4	WASH\FLAT\3\8
22	5000019	4	WASH\LOCK\3\8
23	5000024	2	WASH\LOCK\1\4
24	5000035	2	WASH\FLAT\1\4
25	5700011	1	TERM\7POLE\TRLR\CONN
26	5700017	1	CBL\CORD\12GA\7COND\FT
27	7500199	1	GROMMET 1.5ID x.25
28	7500461	1	GLAD HAND SERVICE
29	7500462	1	GLAD HAND EMERGENCY
30	7500463	2	TERMINAL BOLT GLAD HAND
31	7501059	1	HITCH\BALL\2-5\16\GN
32	3700463	1	HOSE\AIR\3\8\NYLON\BRK
33	3700463	1	HOSE\AIR\3\8\NYLON\BRK

# OMNEX RADIO REMOTE CONTROL (OPTION)





## OMNEX RADIO REMOTE CONTROL (OPTION)

<b>PART</b>	<b>QTY.</b>	<b>PART DESCRIPTION</b>
5700444		RADIO\REMOTE\OMNEX\900MHZ\package
5700549		RADIO\REMOTE\ANTENNA\900MHZ
5700620		RADIO\REMOTE\OMNEX\900TX replacement transmitter
5700553		RADIO\REMOTE\OMNEX\915MHZ package
5700549		RADIO\REMOTE\ANTENNA\900MHZ
5700554		RADIO\REMOTE\OMNEX\2.4GHZ\package

**DECALS**



6500056




6500118



6500123



6500124




6500156



6500157



6500155



6500208



6500209



6500212



6500214




6500216



6500220



6500224, 6500244



6500245



6500253



6500306

This kit includes the decals above numbered 1-2 for both the left and right sides of the HD-9



6500307

## DECALS

PART	QTY.	PART DESCRIPTION
6500029	1	DECAL\LEGEND\E-STOP
6500056	1	DECAL\INFO\ROTATION\STR
6500118	1	DECAL\DNGR\OBJECTS;THROWN
6500123	1	DECAL\INFO\DIESEL;FUEL
6500124	1	DECAL\INFO\HYD;OIL
6500155	28 FT	DECAL\LOGO\STRIPS\4\SLVR
6500156	20 FT	DECAL\LOGO\2\STRIPE\SLV
6500157	2	DECAL\LOGO\RECYCLE\SLV
6500208	1	DECAL\WARN\GENERAL
6500209	1	DECAL\WARN\THROWN;OBJCT;HAZARD
6500212	1	DECAL\WARN\ROTATING;PRT;HAZARD
6500214	2	DECAL\WARN\OVRHED;CNVYR;HAZARD
6500216	2	DECAL\WARN\ELEC;HAZARD
6500220	1	DECAL\WARN\HI;PRESS;FLUID
6500224	2	DECAL\LOGO\DURA\4-3/4\SIL
6500244	2	DECAL\LOGO\DURA\9\SLVR
6500245	9 FT	DECAL\MISC\TAPE\RED\WHT\
6500253	1	DECAL\INFO\FUILD;LEVEL\INDICATATOR
6500306	1	DECAL\LOGO\HD9
6500307	1	DECAL\INFO\NO;WELD ECU
6500317		DECAL\KIT\HD9
7500403		PAINT\MAROON\QUART
7500404		PAINT\MAROON\GALLON
7500405		PAINT\MAROON\SPRAY\12OZ



*Clearing the Way for a Better Tommorrow*

## HD-9 Documentation Comment Form

DuraTech Industries welcomes your comments and suggestions regarding the quality and usefulness of this manual. Your comments help us improve the documentation to better meet your needs.

- Did you find any errors?
- Is the information clearly presented?
- Does the manual give you all the information you need to operate the equipment safely and effectively?
- Are the diagrams and illustrations correct?
- Do you need more illustrations?
- What features do you like most about the manual? What features do you like least?

If you find errors or have specific suggestions, please note the topic, chapter and page number.

---

---

---

---

---

---

---

---

---

---

---

---

---

---

---

---

---

Send your comments to:

DuraTech Industries International, Inc.  
P.O. Box 1940  
Jamestown, ND 58402-1940

OR

Contact us through our website: [www.DuratechIndustries.net](http://www.DuratechIndustries.net)

Thank you for taking the time to help us improve our documentation.



*Clearing the Way for a Better Tommorrow*

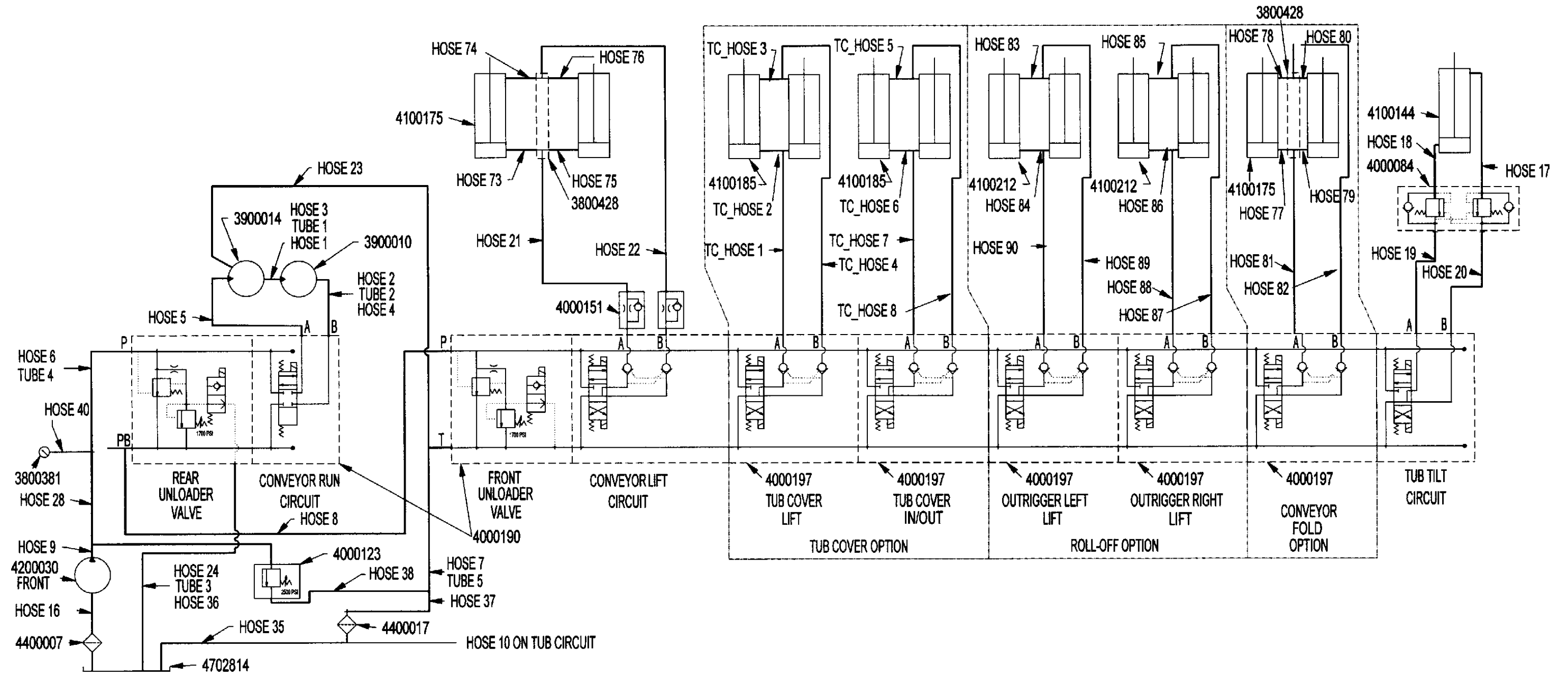
# APPENDIX A SCHEMATIC FOLDOUTS

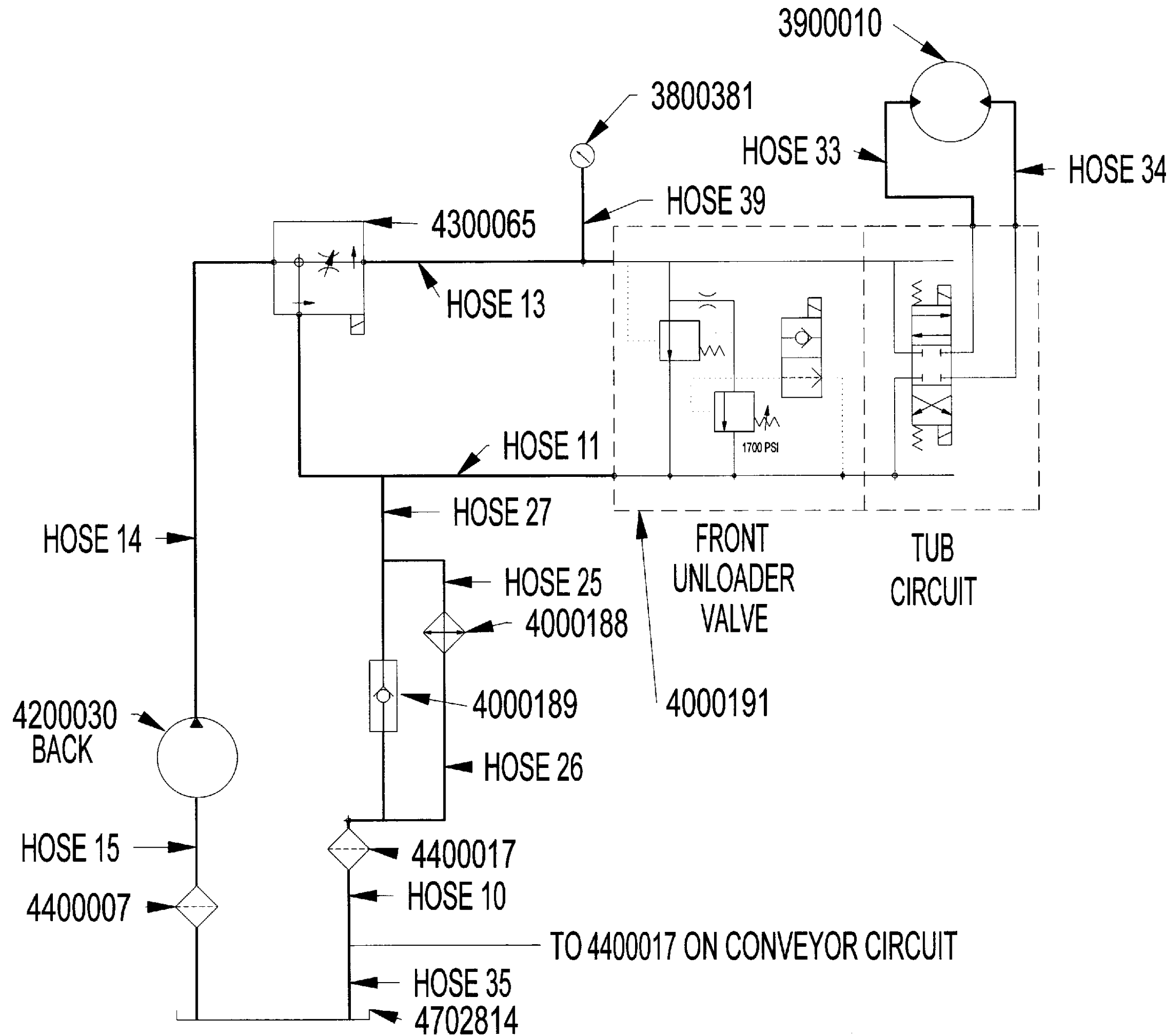


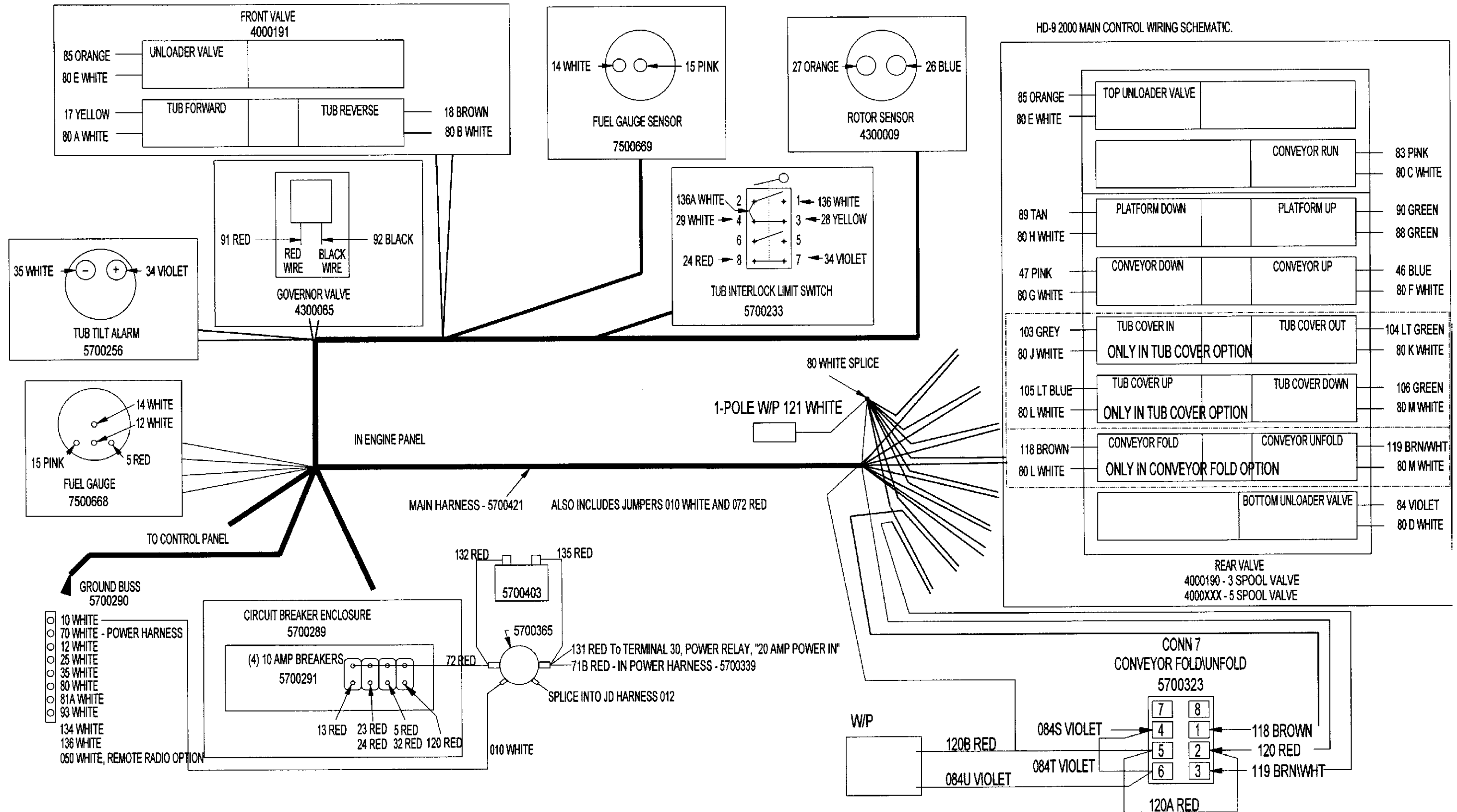
*Clearing the Way for a Better Tommorrow*



CONVEYOR HYDRAULIC CIRCUIT WITH OPTIONS

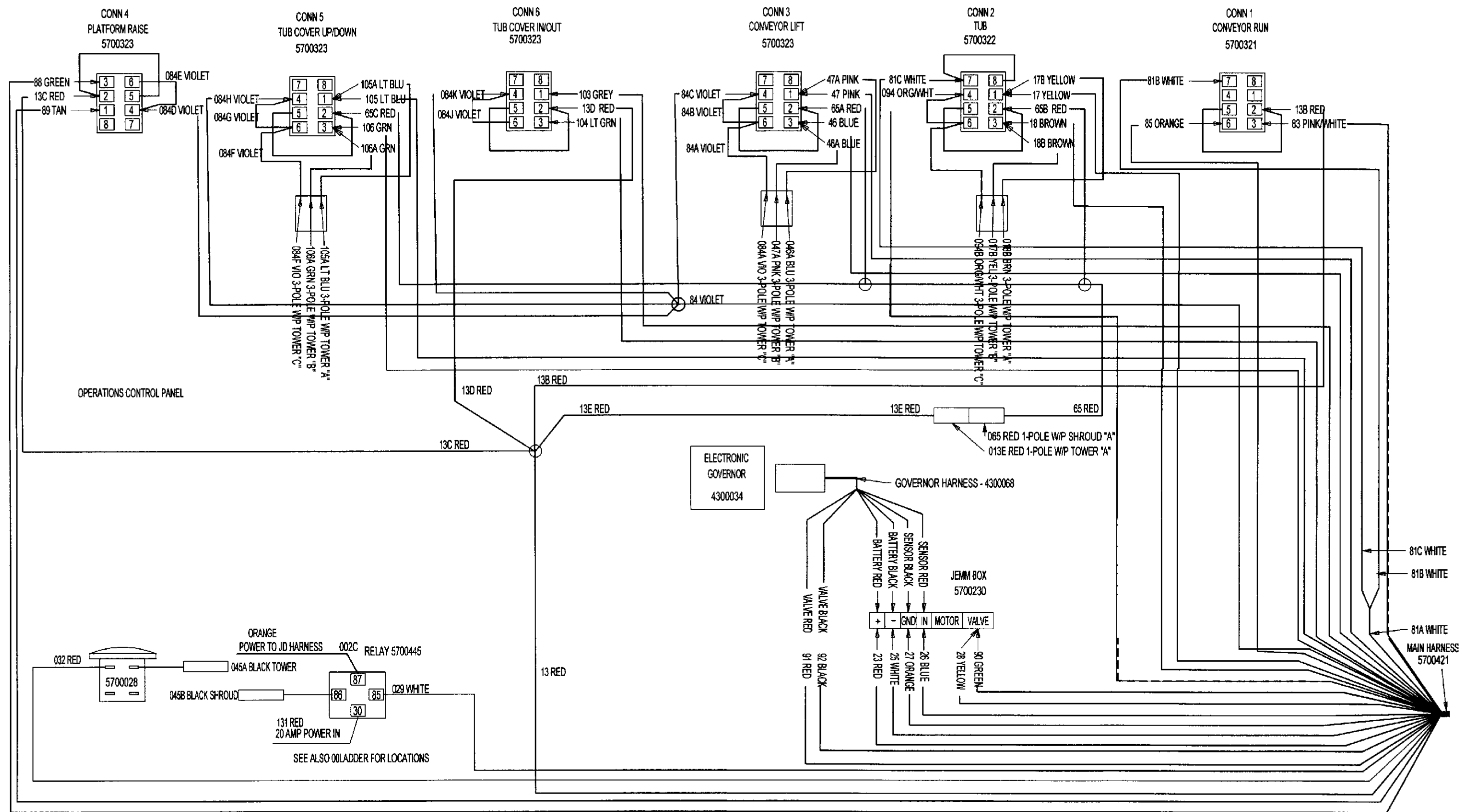




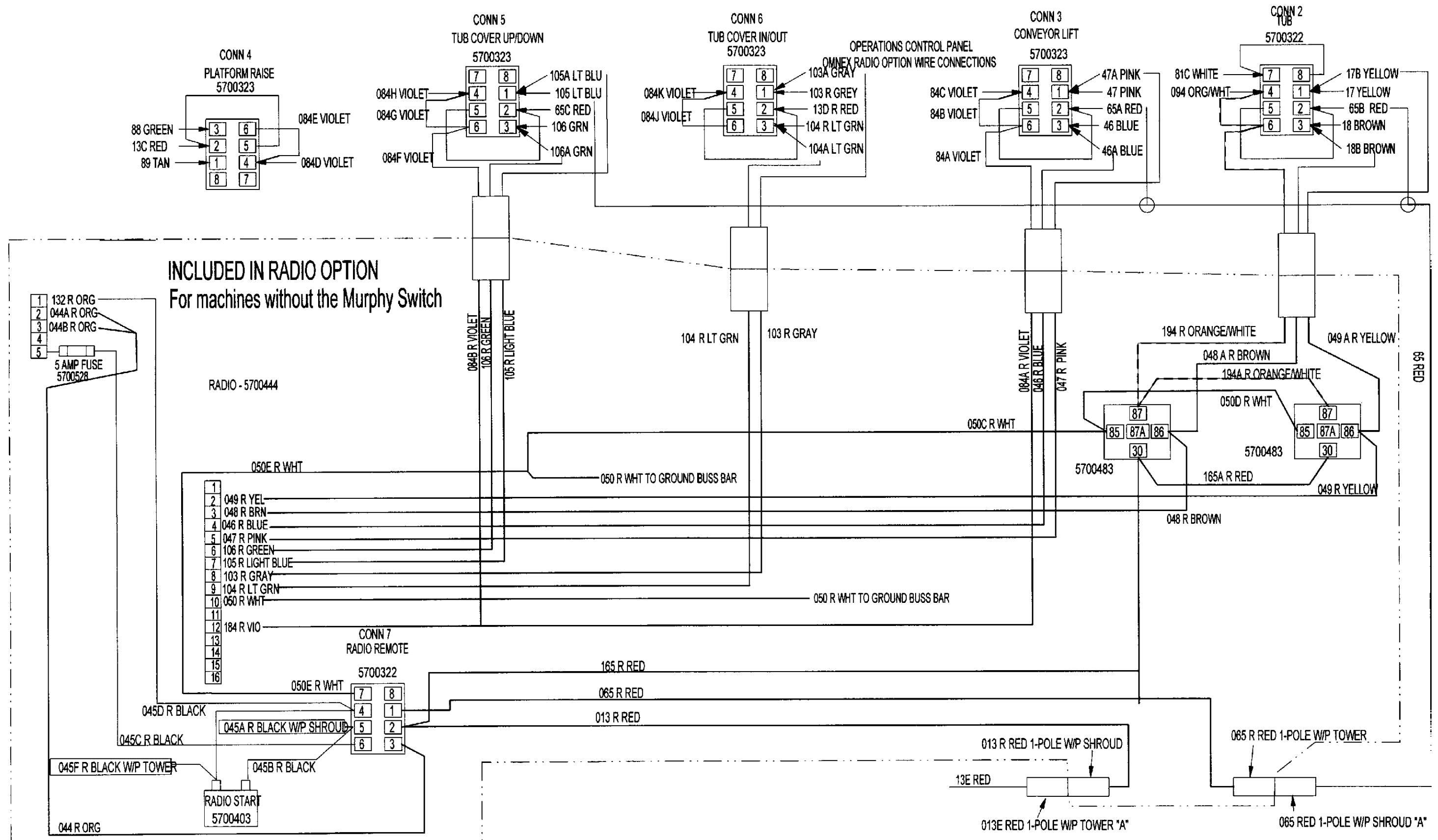


HD-9 2000 MAIN CONTROL WIRING SCHEMATIC.

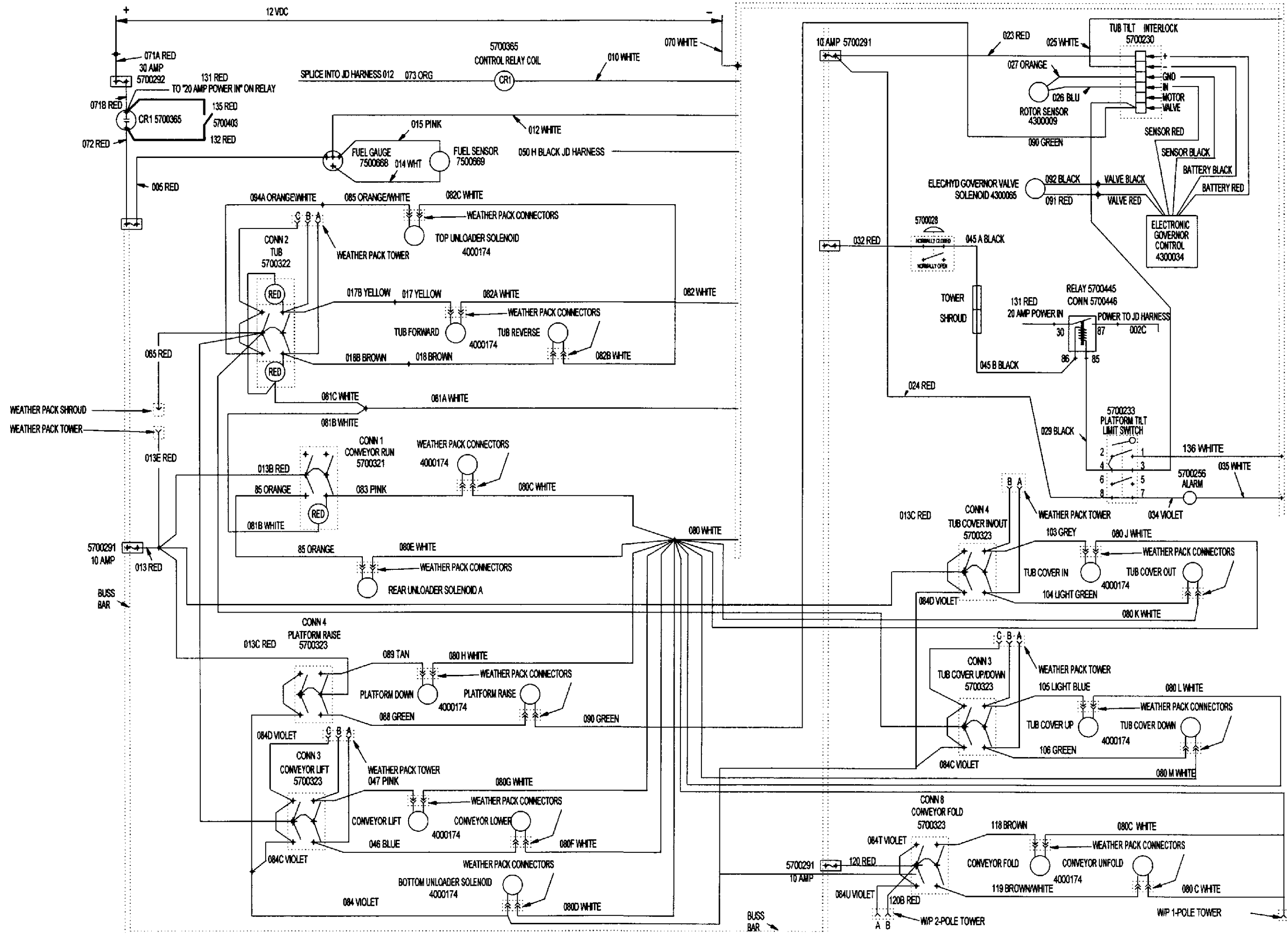
MAIN WIRING HARNESS - CONTROL PANEL - WITHOUT MURPHY SWITCH - PN# 5700538



OMNEX RADIO WIRING HARNESS WITHOUT MURPHY SWITCH



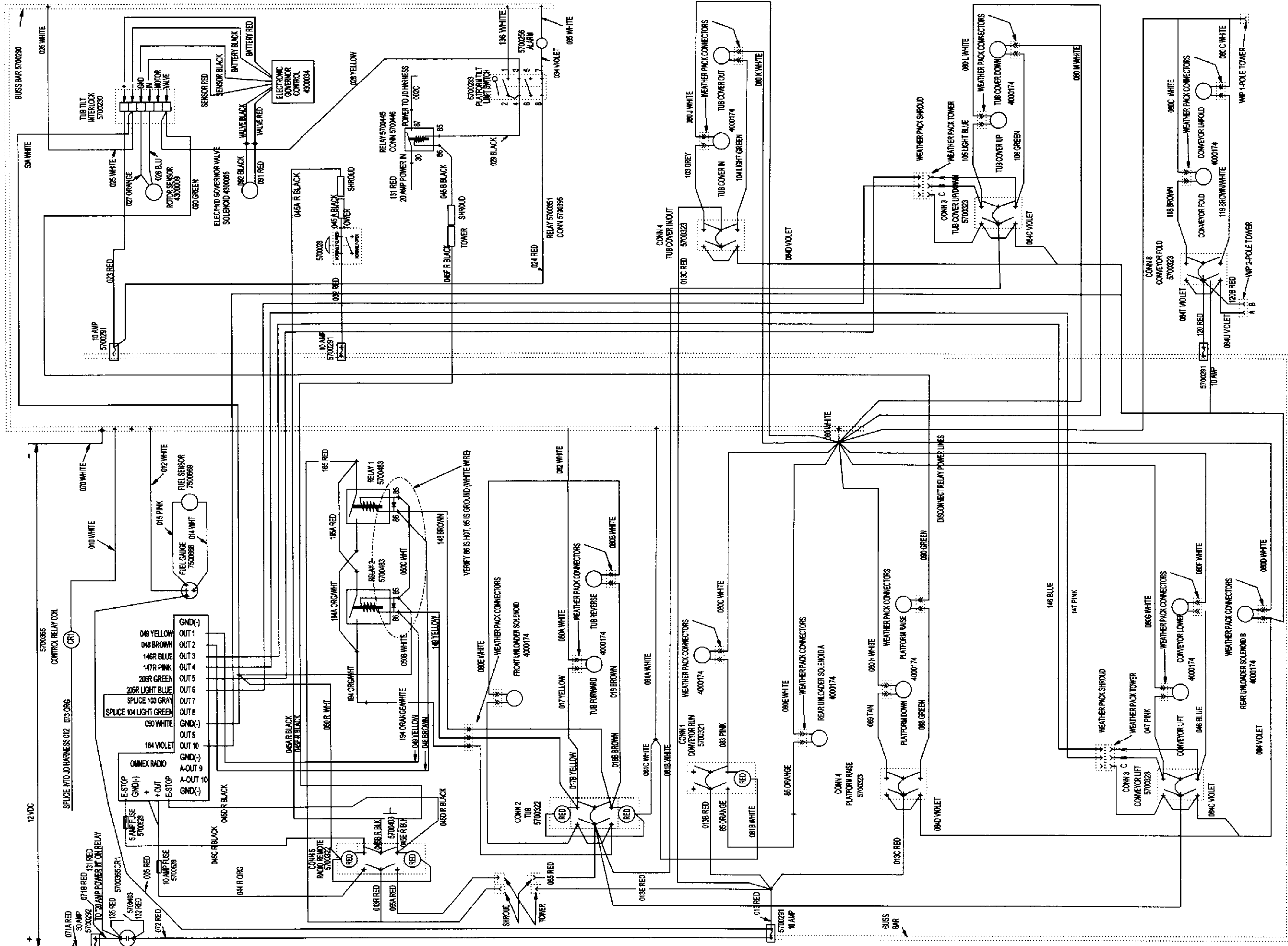
STANDARD WIRING SCHEMATIC WITHOUT MURPHY SWITCH



HD-9 TUB GRINDER

PARTS REFERENCE

WIRING SCHEMATIC OMNEX RADIO WITHOUT MURPHY SWITCH

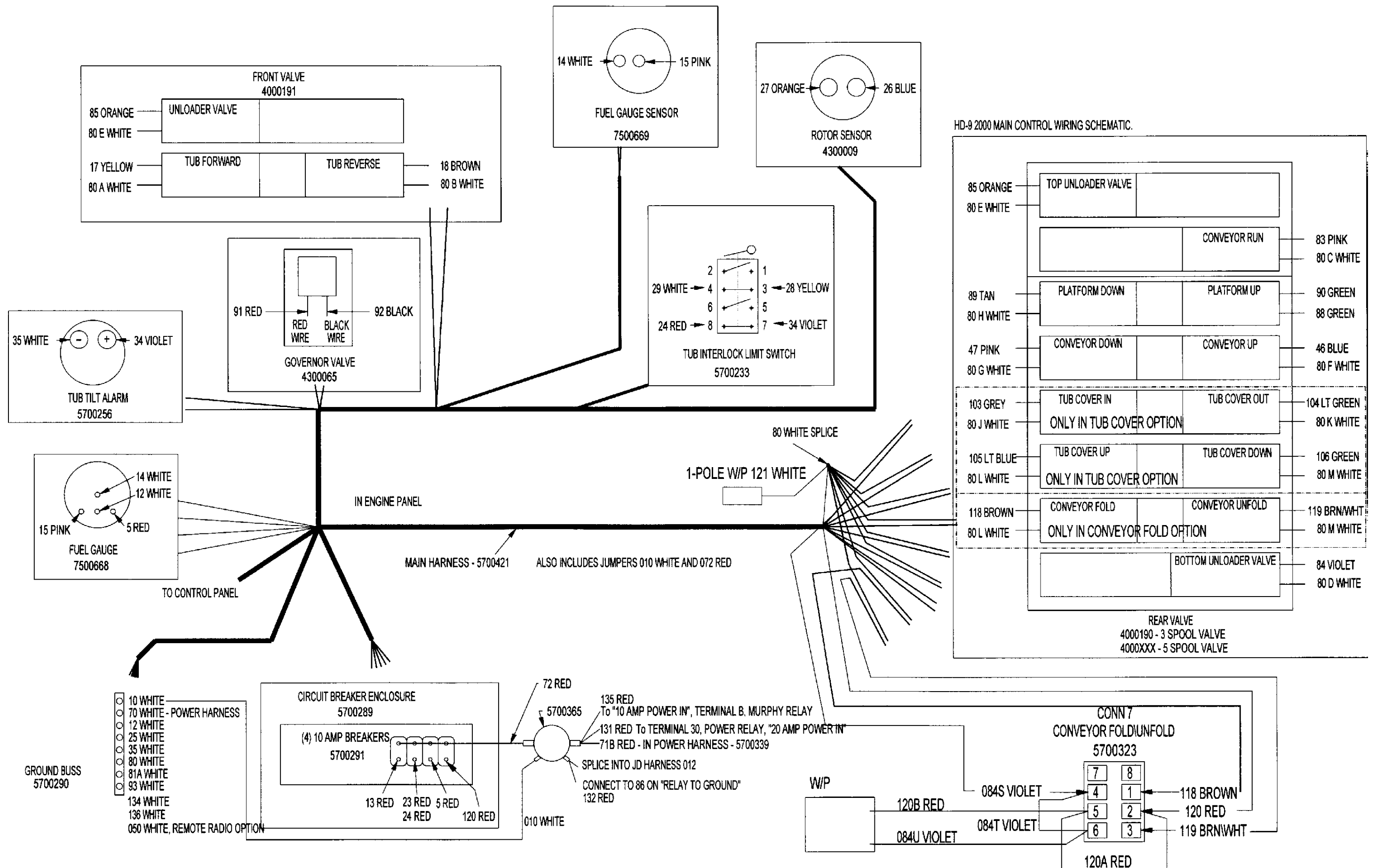


HD-9 TUB GRINDER

PARTS REFERENCE

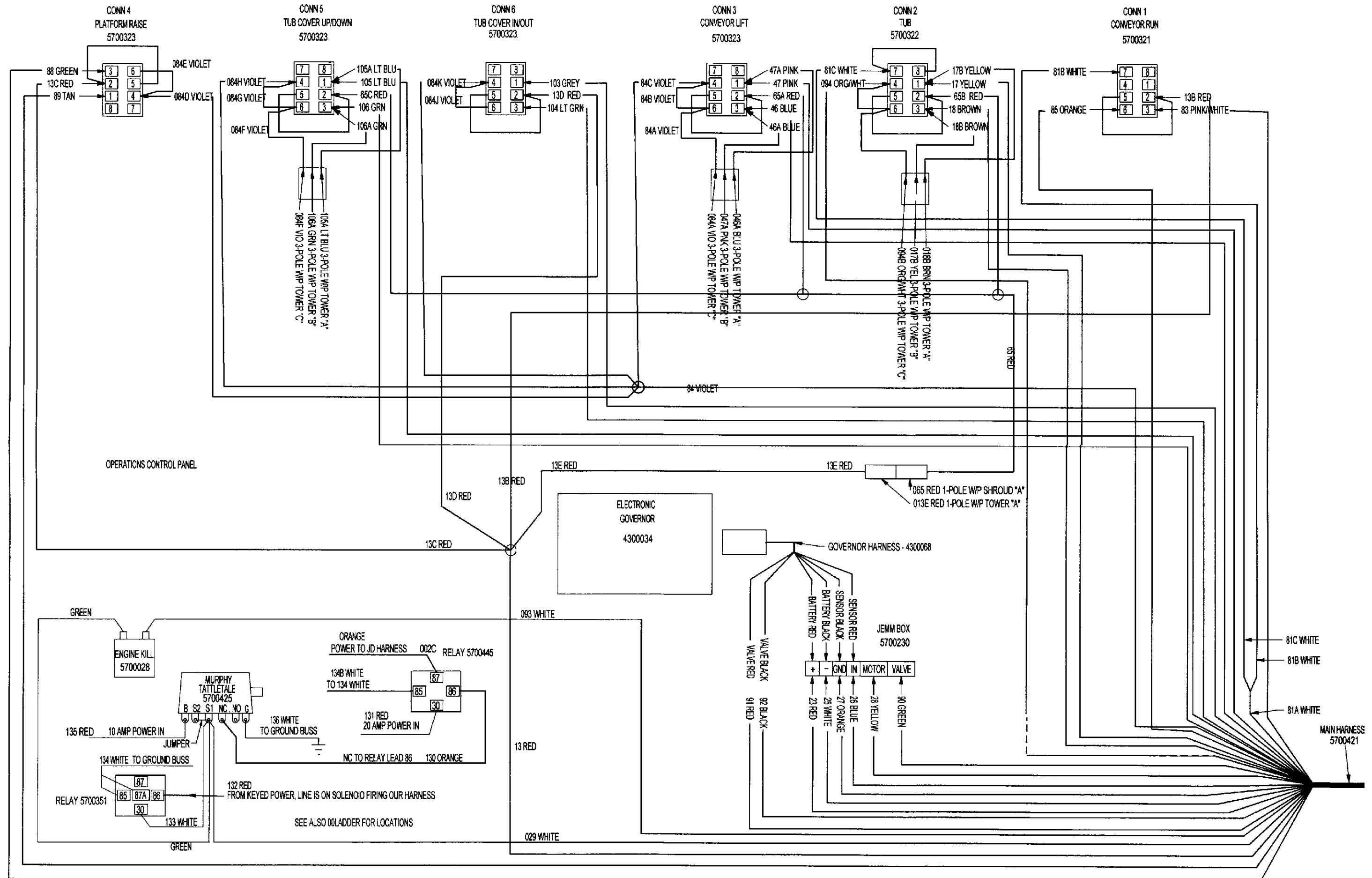
FO-7

MAIN WIRING HARNESS - CONTROL PANEL - WITH MURPHY SWITCH OPTION - PN# 5700421

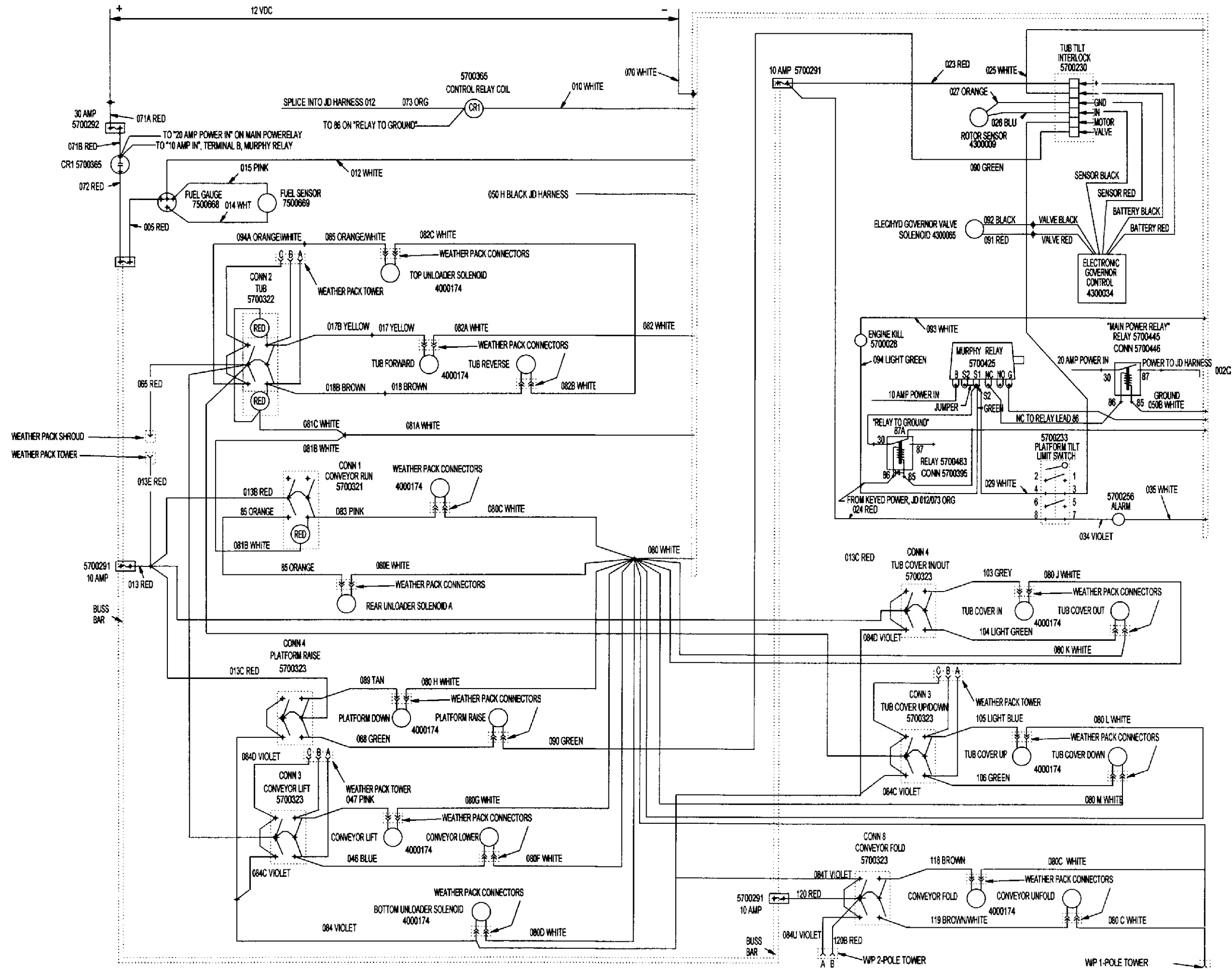




MAIN WIRING HARNESS - MACHINE - WITH MURPHY SWITCH - PN# 5700421



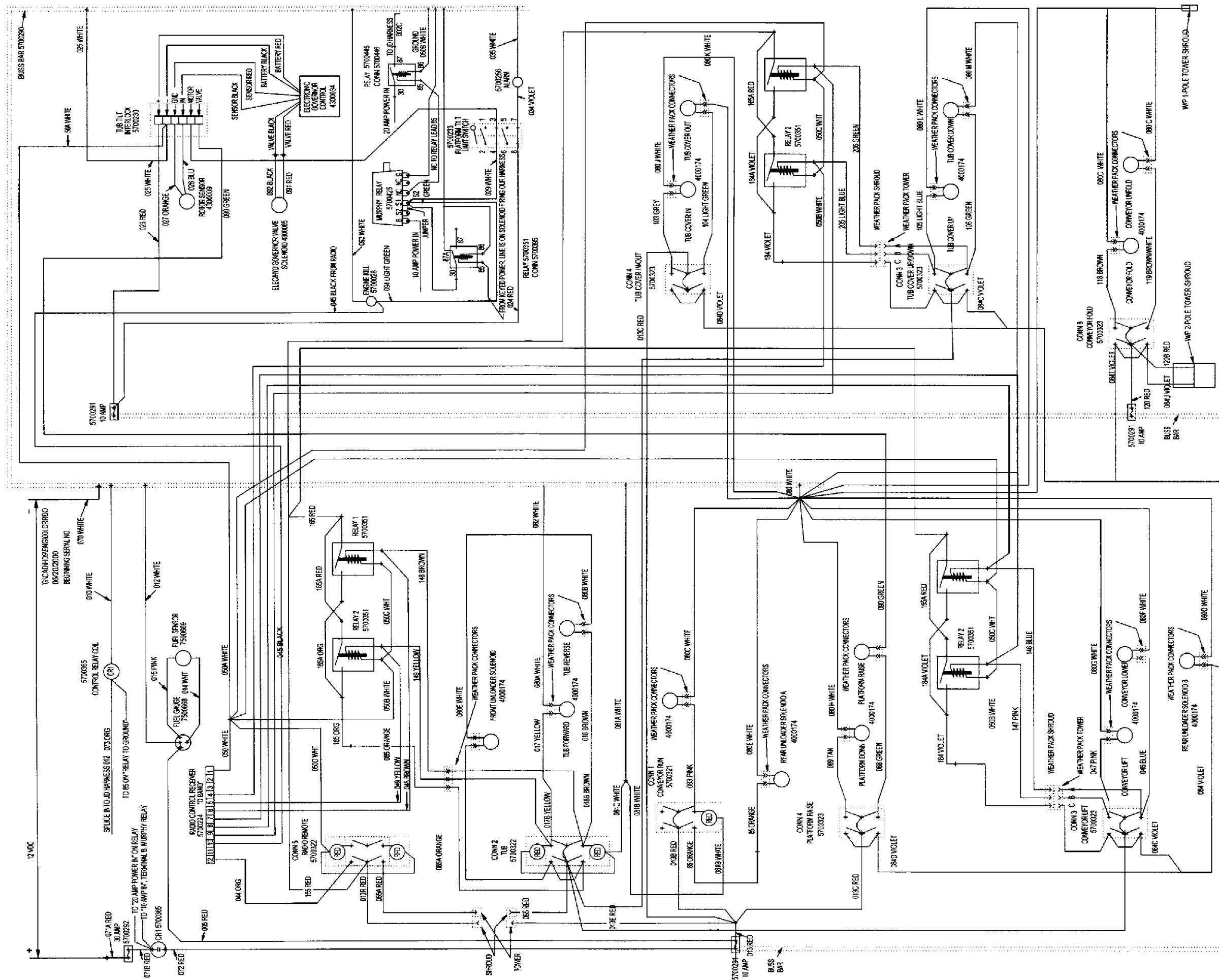
STANDARD WIRING SCHEMATIC WITH MURPHY SWITCH



HD-9 TUB GRINDER

PARTS REFERENCE

WIRING SCHEMATIC WITH MICROTRONICS RADIO REMOTE OPTION AND MURPHY SWITCH



HD-9 TUB GRINDER

PARTS REFERENCE

WIRING SCHEMATIC WITH OMNEX RADIO REMOTE OPTION AND MURPHY SWITCH

